

2018/19 POP WHITTEN TOUR - SEASON RESULTS

OVERALL - Bowler of the Year

1	RANDY FARLOW	1169.5
2	WALT BROOKS	1144.5
3	MARK BERENDS	1050.5
4	MATT ANASTASI	1027.5
5	JOHN DEANTONIIS	1005.0

High Tour Average (min 66 gms)

1	RANDY FARLOW	148.57
2	WALT BROOKS	148.38
3	MARK KLINGELHOFER	147.16
4	DON DOVE	147.15
5	JOHN DEANTONIIS	146.48

132 average & under

1	KYLE OSWALD	717.0
2	TIM STADLER	620.0
3	GREG JOHNSON	461.5
4	FRANK SCHREIBMAN	416.5
5	TIM RYKOWSKI	415.0

	2018/19 SEASON			FINAL	WINNER	#	FINAL	RUNNER-UP	#	TOP QUALIFIER	#	ENT	SCQ	POQ	TQ	CUT	CAVG	POA	3RD / 4TH PLACE	3RD / 4TH PLACE
1	2018	SEP	AMF DUNDALK	155	CHRIS VESCHUSIO	1	132	WALT BROOKS	4	LEO MONTEIRO	1	132	30	12	970	860	143.33	60	BRYAN GREEN	MARK CALLAHAN
2	2018	OCT	PINLAND	185	ANDY GERHARD	2	150	BARRY SCHRIEFER	2	RANDY FARLOW	5	113	24	12	981	851	141.83	33	DON DOVE	RANDY FARLOW
3	2018	NOV	SUITLAND BOWL	149	MICHAEL WEAVER	5	122	MATT ANASTASI	2	MIKE STEINERT	8	100	24	6	931	828	138.00	30	MARK HAMMETT	WALT BROOKS
4	2019	JAN	AMF DUNDALK	SUNDAY CANCELED BY SNOW						MARK KLINGELHOFER	7	154	30	18	982	866	144.33	50		
5	2019	FEB	AMF SOUTHWEST	152	ART MENDENHALL	1	137	ROB TRIPLETT	4	MARK KLINGELHOFER	8	161	30	18	941	859	143.17	66	ANDREA NIEDZWICKI	JASON SAGHY
6	2019	MAR	PINLAND	153	ANTHONY ANASTASI	1	139	WILLIAM SONDERMAN	1	WAYNE MATHESON	1	116	24	12	929	844	140.67	34	MATT ANASTASI	KYLE OSWALD
7	2019	APR	PARKVILLE	178	MATT ANASTASI	2	145	CHUCK PARIS	2	CHUCK PARIS	2	128	24	12	968	809	134.83	29	ROB BARRY	JOEY SEARS
8	2019	MAY	GREENMOUNT	146	BILLY THOMAS	1	122	ROB YOWELL	2	RANDY FARLOW	6	135	24	12	985	851	141.83	54	SCOTT PHILLIPS	BRIAN SANTUCCIO-WEVER
9	2019	JUN	MT AIRY	165	MATT ANASTASI	3	149	BERNIE HIPKINS	4	MATT ANASTASI	1	143	24	12	987	859	143.17	65	ANDREW WILLEY	KEVIN GIBSON
10	2019	JUL	DUAL LANES	151	JOE RUTHVIN	1	149	JOHN DEANTONIIS	4	JOHN DAVIS JR	1	123	24	12	977	884	147.33	67	BRIAN BANZHOFF	JOSH CIEPIELA
11	2019	AUG	WHITE OAK(M)	130	JOE RUTHVIN	2	129	BRUCE SMITH	2	MARK BERENDS	8	138	30	12	982	839	139.83	60	WAYNE MATHESON	JOEY SEARS

PWPT - TOTAL STATS 2018/19 Season

NAME	QUALIFYING GAMES			DIVISION GAMES					BRACKET GAMES					TOTALS				
	Q GMS	Q PINS	Q AVG	D GMS	D PINS	D AVG	D WIN	D LOSS	B GMS	B PINS	B AVG	B WIN	B LOSS	T GMS	T PINS	T AVG	T WIN	T LOSS
2018/19																		
ADAMS, ADRIANNE	24	2934	122.25	5	647	129.40	2	3						29	3581	123.48	2	3
ALTADONNA, KATHERINE	24	2888	120.33											24	2888	120.33	0	0
ANASTASI, ANTHONY	60	8030	133.83	5	724	144.80	3	2	4	615	153.75	4		69	9369	135.78	7	2
ANASTASI, MARC	42	5644	134.38	15	2134	142.27	9	6	1	106	106.00		1	58	7884	135.93	9	7
ANASTASI, MATT	66	9425	142.80	25	3621	144.84	18	7	12	1861	155.08	10	2	103	14907	144.73	28	9
ANDERSON, DALTON	60	7668	127.80	10	1369	136.90	4	6						70	9037	129.10	4	6
ARNETT, JASON	6	810	135.00											6	810	135.00	0	0
BALL, ERIC	36	4752	132.00	5	631	126.20	2	3						41	5383	131.29	2	3
BANZHOFF, BRIAN	36	4815	133.75	5	723	144.60	4	1	2	287	143.50	1	1	43	5825	135.47	5	2
BARNES, ALEX	18	2487	138.17	5	643	128.60		5						23	3130	136.09	0	5
BARNES, MIKE	6	773	128.83											6	773	128.83	0	0
BARRETT, MATT	12	1374	114.50	5	614	122.80		5						17	1988	116.94	0	5
BARRY, ROB	36	4798	133.28	15	1774	118.27	8	7	3	418	139.33	2	1	54	6990	129.44	10	8
BERENDS, MARK	66	9801	148.50	40	5544	138.60	16	24						106	15345	144.76	16	24
BERTOLDI, MIKE	42	5587	133.02	10	1342	134.20	5	5						52	6929	133.25	5	5
BEUCHERT, JOHN	54	7108	131.63	11	1369	124.45	4	6						65	8477	130.42	4	6
BICKFORD, MELISSA	6	690	115.00											6	690	115.00	0	0
BIEDERMAN, JOHN	24	3452	143.83	6	908	151.33	3	2	1	135	135.00		1	31	4495	145.00	3	3
BILZ, DENNIS	30	3778	125.93	10	1201	120.10	5	5	1	115	115.00		1	41	5094	124.24	5	6
BOYCE, NICK	6	714	119.00											6	714	119.00	0	0
BRAUN, SHAWN	12	1683	140.25	5	685	137.00	2	3						17	2368	139.29	2	3
BRAYDEN, BOB	36	4558	126.61											36	4558	126.61	0	0
BRIGHT, BILL	6	671	111.83											6	671	111.83	0	0
BROOKS, WALT	66	9750	147.73	50	7494	149.88	29	21	8	1155	144.38	4	4	124	18399	148.38	33	25
BUCKINGHAM, MATT	66	9383	142.17	26	3505	134.81	14	11	4	524	131.00	2	2	96	13412	139.71	16	13
BUCKLER, MIKE	18	2245	124.72											18	2245	124.72	0	0
BULL, KRISTIN	36	4850	134.72	10	1386	138.60	4	6	2	267	133.50	1	1	48	6503	135.48	5	7
BULL, STEVE	54	7463	138.20	20	2705	135.25	7	13	1	118	118.00		1	75	10286	137.15	7	14
BURDETTE, DANNY	6	831	138.50											6	831	138.50	0	0
BURDICK, GREG	42	5633	134.12											42	5633	134.12	0	0
BURKE, BRITNEY	6	849	141.50	5	589	117.80	2	3						11	1438	130.73	2	3
BUTTON, ERIC	12	1586	132.17											12	1586	132.17	0	0
CALLAHAN, MARK	54	7232	133.93	11	1507	137.00	3	7	3	441	147.00	2	1	68	9180	135.00	5	8
CAMPBELL, ALLEN	12	1575	131.25											12	1575	131.25	0	0
CAMPBELL, DANNY	48	5583	116.31	5	566	113.20	2	3						53	6149	116.02	2	3
CASON, JEFF	51	6085	119.31											51	6085	119.31	0	0
CASTIGLIONI, CHRIS	18	2383	132.39											18	2383	132.39	0	0
CHANEY, KASI	6	799	133.17											6	799	133.17	0	0
CHAPMAN, DANIELLE	30	3658	121.93	10	1189	118.90	5	5						40	4847	121.18	5	5
CIEPIELA, JOSH	36	4392	122.00	15	1827	121.80	10	5	3	355	118.33	1	2	54	6574	121.74	11	7
COINER, JIMMIE	42	5741	136.69	10	1373	137.30	3	7						52	7114	136.81	3	7

PWPT - TOTAL STATS 2018/19 Season

NAME	QUALIFYING GAMES			DIVISION GAMES					BRACKET GAMES					TOTALS				
	Q GMS	Q PINS	Q AVG	D GMS	D PINS	D AVG	D WIN	D LOSS	B GMS	B PINS	B AVG	B WIN	B LOSS	T GMS	T PINS	T AVG	T WIN	T LOSS
COLLISON, BILLY	54	7560	140.00	21	3017	143.67	13	7	5	710	142.00	2	3	80	11287	141.09	15	10
CONNERS, STEVE	24	3319	138.29	10	1301	130.10	4	6						34	4620	135.88	4	6
COOK, CHUCK	54	7417	137.35	20	2764	138.20	11	9	1	101	101.00		1	75	10282	137.09	11	10
COPPER, MIKE	48	5714	119.04	5	637	127.40	2	3						53	6351	119.83	2	3
CREW, RON	12	1535	127.92											12	1535	127.92	0	0
CULPEPPER, JASON	6	729	121.50											6	729	121.50	0	0
CURRY, ALISON	12	1415	117.92											12	1415	117.92	0	0
DARLING, EDDIE	6	814	135.67											6	814	135.67	0	0
DARLING, JIMMY	24	2767	115.29											24	2767	115.29	0	0
DAVIES, ROGER	24	2883	120.13											24	2883	120.13	0	0
DAVIS, HEATHER	36	4635	128.75	15	1835	122.33	8	7	1	123	123.00		1	52	6593	126.79	8	8
DAVIS, JOHN JR	24	3720	155.00	15	2367	157.80	12	3	4	545	136.25	1	3	43	6632	154.23	13	6
DAVIS, MARK	30	4057	135.23	5	741	148.20	2	3						35	4798	137.09	2	3
DEANTONIIS, JOHN	66	9584	145.21	30	4477	149.23	19	11	7	1026	146.57	3	4	103	15087	146.48	22	15
DECK, ROB	12	1719	143.25											12	1719	143.25	0	0
DEFRANCESCO, TONY	24	3023	125.96											24	3023	125.96	0	0
DIX, EDDIE	54	7284	134.89	10	1361	136.10	3	7						64	8645	135.08	3	7
DIX, PHIL	60	8484	141.40	26	3875	149.04	17	8	5	747	149.40	1	4	91	13106	144.02	18	12
DODSON, SHAUN	66	8340	126.36	5	625	125.00	3	2						71	8965	126.27	3	2
DOVE, DON	54	7870	145.74	30	4478	149.27	16	14	4	601	150.25	2	2	88	12949	147.15	18	16
DUNNIGAN, ALEX	36	4817	133.81	5	643	128.60	2	3						41	5460	133.17	2	3
EDMONDS, EDDIE	54	6711	124.28											54	6711	124.28	0	0
ELLIOTT, JOE	60	7404	123.40	5	614	122.80	2	3						65	8018	123.35	2	3
EWING, TONY	18	2027	112.61	5	563	112.60	1	4						23	2590	112.61	1	4
FARLOW, RANDY	66	9888	149.82	46	6756	146.87	27	18	7	1036	148.00	3	4	119	17680	148.57	30	22
FELICIANO, JULIO	24	3007	125.29	10	1101	110.10	4	6						34	4108	120.82	4	6
FISH, RYAN	6	697	116.17											6	697	116.17	0	0
FISHER, BETHANY	12	1404	117.00	5	636	127.20	4	1	1	127	127.00		1	18	2167	120.39	4	2
FOLIO, JIM	6	673	112.17											6	673	112.17	0	0
FRANCIS, JEFF	30	4025	134.17											30	4025	134.17	0	0
FRANCIS, KATHY	18	1979	109.94											18	1979	109.94	0	0
FRANCIS, MIKE	18	2268	126.00											18	2268	126.00	0	0
GARBER, STEPHANIE	18	2025	112.50											18	2025	112.50	0	0
GARRIOTT, DAVE	12	1654	137.83											12	1654	137.83	0	0
GERHARD, ANDY	54	7512	139.11	20	2809	140.45	12	8	6	900	150.00	4	2	80	11221	140.26	16	10
GIBSON, KEVIN	48	6453	134.44	10	1278	127.80	3	7	3	394	131.33	2	1	61	8125	133.20	5	8
GOODMAN, SCOOP	6	924	154.00	5	723	144.60	2	3						11	1647	149.73	2	3
GOSEWISCH, RACHEL	6	655	109.17											6	655	109.17	0	0
GRANGER, HOWARD	6	686	114.33											6	686	114.33	0	0
GRECO, REGINA	6	757	126.17											6	757	126.17	0	0
GREEN, BRYAN	66	8805	133.41	15	2082	138.80	10	5	4	526	131.50	2	2	85	11413	134.27	12	7
GREEN, ROB	36	4818	133.83											36	4818	133.83	0	0

PWPT - TOTAL STATS 2018/19 Season

NAME	QUALIFYING GAMES			DIVISION GAMES					BRACKET GAMES					TOTALS				
	Q GMS	Q PINS	Q AVG	D GMS	D PINS	D AVG	D WIN	D LOSS	B GMS	B PINS	B AVG	B WIN	B LOSS	T GMS	T PINS	T AVG	T WIN	T LOSS
GREEN, STACIE	6	745	124.17											6	745	124.17	0	0
GUE, COLTON	36	5089	141.36	10	1608	160.80	7	3	1	136	136.00		1	47	6833	145.38	7	4
HALLER, DEREK	12	1489	124.08	5	668	133.60	3	2	2	248	124.00	1	1	19	2405	126.58	4	3
HALLER, KEITH	42	4956	118.00	5	636	127.20	2	3						47	5592	118.98	2	3
HALLER, MATT	24	2667	111.13	5	568	113.60		5						29	3235	111.55	0	5
HALLER, MICHELLE	30	3262	108.73	5	632	126.40	3	2						35	3894	111.26	3	2
HAMMETT, MARK	18	2216	123.11	5	605	121.00	5		2	229	114.50	1	1	25	3050	122.00	6	1
HANLEY, ROB	24	3435	143.13	10	1457	145.70	6	4	2	320	160.00	1	1	36	5212	144.78	7	5
HARMEL, NICK	60	8226	137.10	15	2074	138.27	6	9						75	10300	137.33	6	9
HARWOOD, CHRIS	24	3199	133.29	5	659	131.80	1	4						29	3858	133.03	1	4
HAYES, JAMES	60	6870	114.50	10	1069	106.90	1	9						70	7939	113.41	1	9
HERRON, ROBERT	6	739	123.17											6	739	123.17	0	0
HICKS, CHUCK	36	5122	142.28	15	2020	134.67	5	10						51	7142	140.04	5	10
HIGGS, ROY JR	24	3037	126.54	10	1341	134.10	9	1	2	213	106.50		2	36	4591	127.53	9	3
HIPKINS, BERNIE	66	9586	145.24	30	4374	145.80	17	13	5	720	144.00	2	3	101	14680	145.35	19	16
HIPKINS, RICHIE	24	3270	136.25	5	869	173.80	3	2	1	118	118.00		1	30	4257	141.90	3	3
HOLBROOK, RUBIN	24	3102	129.25											24	3102	129.25	0	0
HUBER, JOHN	54	7598	140.70	10	1385	138.50	6	4	1	112	112.00		1	65	9095	139.92	6	5
HUBER, LISA	54	7624	141.19	25	3681	147.24	16	9	2	243	121.50		2	81	11548	142.57	16	11
HUFFMAN, ANDY	30	4140	138.00											30	4140	138.00	0	0
JEDNORSKI, BRIAN	24	2631	109.63											24	2631	109.63	0	0
JEDNORSKI, DAVE	6	762	127.00											6	762	127.00	0	0
JOHNSON, GREG	66	8622	130.64	20	2577	128.85	9	11	1	107	107.00		1	87	11306	129.95	9	12
JOHNSON, JARED	12	1451	120.92											12	1451	120.92	0	0
JOHNSON, TRAVELLE	17	2319	136.41											17	2319	136.41	0	0
JONES, DAVE	48	6401	133.35	5	662	132.40		5						53	7063	133.26	0	5
KASTANARAS, NICK	48	5346	111.38	1	102	102.00								49	5448	111.18	0	0
KEEFER, ROB	54	7293	135.06	5	671	134.20	1	4						59	7964	134.98	1	4
KEITZ, BRIAN	54	6634	122.85	5	638	127.60	2	3						59	7272	123.25	2	3
KERR, BRADY	48	5560	115.83	10	1168	116.80	3	7						58	6728	116.00	3	7
KERR, CANDY	18	2143	119.06											18	2143	119.06	0	0
KERR, HALLE	6	715	119.17	5	553	110.60		5						11	1268	115.27	0	5
KILLINGSWORTH, JERAMIE	6	720	120.00											6	720	120.00	0	0
KING, BOB	60	7914	131.90	5	699	139.80	3	2						65	8613	132.51	3	2
KISKIS, MIKE	36	4662	129.50	5	660	132.00	4	1	1	119	119.00		1	42	5441	129.55	4	2
KLINGELHOFFER, MARK	48	7087	147.65	25	3656	146.24	13	12						73	10743	147.16	13	12
KLINGELHOFFER, RENAE	6	748	124.67											6	748	124.67	0	0
KRUGER, CHRIS	48	7039	146.65	20	2703	135.15	9	11						68	9742	143.26	9	11
KRUGER, MATT	30	4458	148.60	15	2176	145.07	7	8						45	6634	147.42	7	8
LANCASTER, LEAH	54	7190	133.15	15	1946	129.73	9	6	1	140	140.00		1	70	9276	132.51	9	7
LAWSON, DOREEN	6	616	102.67	5	533	106.60		5						11	1149	104.45	0	5
LEHR, KARL	60	6442	107.37											60	6442	107.37	0	0

PWPT - TOTAL STATS 2018/19 Season

NAME	QUALIFYING GAMES			DIVISION GAMES					BRACKET GAMES					TOTALS				
	Q GMS	Q PINS	Q AVG	D GMS	D PINS	D AVG	D WIN	D LOSS	B GMS	B PINS	B AVG	B WIN	B LOSS	T GMS	T PINS	T AVG	T WIN	T LOSS
LENTZ, DALE	6	826	137.67											6	826	137.67	0	0
LINDEMANN, MIKE	6	663	110.50											6	663	110.50	0	0
LIPKA, KEITH	30	4093	136.43	5	675	135.00	2	3						35	4768	136.23	2	3
LIPKA, WAYNE	54	7356	136.22	10	1401	140.10	3	7						64	8757	136.83	3	7
LOCHSTAMPHOR, DONALD	66	8623	130.65	5	668	133.60	2	3						71	9291	130.86	2	3
LONG, BRANDON	24	2784	116.00	5	619	123.80	3	2	1	104	104.00		1	30	3507	116.90	3	3
LONG, OWEN	6	740	123.33											6	740	123.33	0	0
LOUTH, CHRIS	18	2731	151.72	10	1292	129.20	4	6						28	4023	143.68	4	6
MANDLEY, KAREN	30	3490	116.33											30	3490	116.33	0	0
MANNNS, JILL	6	931	155.17	5	736	147.20	1	4						11	1667	151.55	1	4
MANNNS, MIKE	12	1664	138.67	5	709	141.80	2	3						17	2373	139.59	2	3
MARINUCCI, MARIO	18	2312	128.44											18	2312	128.44	0	0
MARINUCCI, SAL	6	772	128.67											6	772	128.67	0	0
MARTINELLI, SHAWN	6	740	123.33											6	740	123.33	0	0
MATHESON, CARRIE	36	4397	122.14											36	4397	122.14	0	0
MATHESON, WAYNE	66	9640	146.06	40	5723	143.08	24	16	3	461	153.67	1	2	109	15824	145.17	25	18
MATHESON, WAYNE SR	36	4241	117.81											36	4241	117.81	0	0
MAUK, SCOTT	24	3296	137.33											24	3296	137.33	0	0
MAURER, STEPHEN	54	5920	109.63											54	5920	109.63	0	0
MCALLISTER, MIKE	24	2828	117.83											24	2828	117.83	0	0
MCCLAY, DANI	54	7165	132.69	5	625	125.00	1	4						59	7790	132.03	1	4
MCKINSEY, GARY	66	9054	137.18	10	1318	131.80	3	7						76	10372	136.47	3	7
MCMILLEN, CINDY	54	7010	129.81	5	709	141.80	3	2	1	122	122.00		1	60	7841	130.68	3	3
MENDENHALL, ART	47	6012	127.91	10	1258	125.80	9	1	5	722	144.40	4	1	62	7992	128.90	13	2
MILLER, AMANDA	24	2720	113.33											24	2720	113.33	0	0
MILLER, TOMMY	24	3056	127.33	5	610	122.00	2	3						29	3666	126.41	2	3
MONTEIRO, LEO	24	3507	146.13	10	1485	148.50	4	6						34	4992	146.82	4	6
MOORE, JASON	6	854	142.33	5	624	124.80	3	2						11	1478	134.36	3	2
MOSELEY, TOM	12	1478	123.17											12	1478	123.17	0	0
MOSSBURG, HEATHER	36	4127	114.64	5	597	119.40	3	2						41	4724	115.22	3	2
MOSSBURG, PETE	36	4637	128.81	10	1222	122.20	4	6						46	5859	127.37	4	6
NEBINGER, JEN	30	3457	115.23											30	3457	115.23	0	0
NEBINGER, MICHELLE	42	4848	115.43	5	593	118.60	1	4						47	5441	115.77	1	4
NEWBILL, BRIAN	12	1351	112.58											12	1351	112.58	0	0
NIEDZWICKI, ANDREA	42	4921	117.17	5	687	137.40	5		3	399	133.00	2	1	50	6007	120.14	7	1
OBER, DENNIS	36	4736	131.56											36	4736	131.56	0	0
OSBORNE, TOM	6	770	128.33											6	770	128.33	0	0
OSWALD, KYLE	63	8505	135.00	30	4078	135.93	20	10	6	749	124.83	2	4	99	13332	134.67	22	14
OURSLE, JAKE	36	4596	127.67	5	665	133.00	1	4						41	5261	128.32	1	4
OWENS, ZACK	6	839	139.83	5	699	139.80	5		2	263	131.50	1	1	13	1801	138.54	6	1
PALMER, BRAD	42	5273	125.55	10	1182	118.20	3	7	1	117	117.00		1	53	6572	124.00	3	8
PARIS, CHUCK	48	6880	143.33	15	2161	144.07	8	7	6	823	137.17	4	2	69	9864	142.96	12	9

PWPT - TOTAL STATS 2018/19 Season

NAME	QUALIFYING GAMES			DIVISION GAMES					BRACKET GAMES					TOTALS				
	Q GMS	Q PINS	Q AVG	D GMS	D PINS	D AVG	D WIN	D LOSS	B GMS	B PINS	B AVG	B WIN	B LOSS	T GMS	T PINS	T AVG	T WIN	T LOSS
PEGRAM, RAPHAEL	12	1459	121.58											12	1459	121.58	0	0
PENNY, LUCAS	24	3405	141.88	10	1419	141.90	7	3	3	412	137.33	1	2	37	5236	141.51	8	5
PETFISH, CHRIS	24	2796	116.50	5	598	119.60	3	2						29	3394	117.03	3	2
PHILLIPS, GREG	54	5792	107.26	5	570	114.00	2	3						59	6362	107.83	2	3
PHILLIPS, SCOTT	60	7765	129.42	20	2572	128.60	11	9	5	627	125.40	3	2	85	10964	128.99	14	11
PICKETT, STACEY	54	6557	121.43	10	1255	125.50	5	5						64	7812	122.06	5	5
PIETRO, COLLEEN	6	675	112.50											6	675	112.50	0	0
PISTORIO, ERIK	42	5941	141.45	20	2686	134.30	8	12						62	8627	139.15	8	12
PIVEC, KEN	12	1625	135.42											12	1625	135.42	0	0
PORTS, JOHN	36	4435	123.19	5	604	120.80	2	3						41	5039	122.90	2	3
POTTS, DENNIS	6	683	113.83											6	683	113.83	0	0
PRIMOZIC, CHRIS	12	1363	113.58											12	1363	113.58	0	0
PROCTOR, CARRIE	6	636	106.00											6	636	106.00	0	0
PROCTOR, CHRISTINA	6	704	117.33											6	704	117.33	0	0
PROCTOR, WAYNE	6	596	99.33											6	596	99.33	0	0
QUATTROCCHIE, CHUCK	18	2168	120.44											18	2168	120.44	0	0
QUATTROCCHIE, DANIELLE	30	3464	115.47											30	3464	115.47	0	0
RICHARDS, ZACH	30	3728	124.27	5	675	135.00	3	2	1	118	118.00		1	36	4521	125.58	3	3
RICHARDSON, DAVE	30	4018	133.93	5	654	130.80	2	3						35	4672	133.49	2	3
RICHBURG, MEL	5	576	115.20											5	576	115.20	0	0
RINALDI, PAT	24	3020	125.83											24	3020	125.83	0	0
RINEER, ALYSON	48	5875	122.40	5	619	123.80	2	3						53	6494	122.53	2	3
RINEER, JOE	30	3787	126.23											30	3787	126.23	0	0
ROBINSON, ERIC	24	2769	115.38	5	597	119.40	1	4						29	3366	116.07	1	4
ROTH, CHRIS	66	8559	129.68											66	8559	129.68	0	0
ROWLEY, STEVE	54	7189	133.13	15	2085	139.00	4	11						69	9274	134.41	4	11
RUPERT, BUTCH	24	3301	137.54	10	1303	130.30	4	6	2	290	145.00	1	1	36	4894	135.94	5	7
RUTHVIN, JEREMY	36	5183	143.97	20	2827	141.35	12	8	2	268	134.00		2	58	8278	142.72	12	10
RUTHVIN, JOE	24	3553	148.04	20	2954	147.70	11	9	7	1067	152.43	7		51	7574	148.51	18	9
RYKOWSKI, TIM	54	7028	130.15	20	2361	118.05	11	9	2	255	127.50		2	76	9644	126.89	11	11
SAGHY, JASON	54	7597	140.69	20	2699	134.95	11	9	3	431	143.67	2	1	77	10727	139.31	13	10
SANTOS, DYLAN	30	4427	147.57	10	1305	130.50	4	6	2	290	145.00	1	1	42	6022	143.38	5	7
SANTUCCIO-WEVER, BRIAN	66	9437	142.98	30	4314	143.80	16	14	6	805	134.17	3	3	102	14556	142.71	19	17
SAUTER, JASON	48	6533	136.10	15	1982	132.13	4	11	2	249	124.50	1	1	65	8764	134.83	5	12
SCHAEFFER, BONNIE	6	677	112.83											6	677	112.83	0	0
SCHAEFFER, MIKE	66	8473	128.38											66	8473	128.38	0	0
SCHISLER, CHARLIE	24	2969	123.71											24	2969	123.71	0	0
SCHMIDT, RICHIE	36	4841	134.47	5	736	147.20	3	2						41	5577	136.02	3	2
SCHREIBMAN, DUSTIN	18	2142	119.00	5	608	121.60	3	2						23	2750	119.57	3	2
SCHREIBMAN, FRANK	60	7752	129.20	10	1133	113.30	3	7						70	8885	126.93	3	7
SCHRIEFER, BARRY	54	7716	142.89	15	2115	141.00	11	4	4	601	150.25	2	2	73	10432	142.90	13	6
SCHRIEFER, GREG	18	2507	139.28	5	637	127.40	1	4						23	3144	136.70	1	4

PWPT - TOTAL STATS 2018/19 Season

NAME	QUALIFYING GAMES			DIVISION GAMES					BRACKET GAMES					TOTALS				
	Q GMS	Q PINS	Q AVG	D GMS	D PINS	D AVG	D WIN	D LOSS	B GMS	B PINS	B AVG	B WIN	B LOSS	T GMS	T PINS	T AVG	T WIN	T LOSS
SCOONE, JOHN	6	691	115.17											6	691	115.17	0	0
SEARS, JOEY	38	5531	145.55	25	3678	147.12	18	7	6	779	129.83	3	3	69	9988	144.75	21	10
SHAFFER, CHRIS	24	3099	129.13	10	1197	119.70	4	6						34	4296	126.35	4	6
SHANKLE, DANIEL	6	728	121.33											6	728	121.33	0	0
SHATZER, CHARLES	6	736	122.67											6	736	122.67	0	0
SHATZER, DOUG	30	3744	124.80	5	565	113.00		5						35	4309	123.11	0	5
SHATZER, DOUG SR	18	2196	122.00	5	548	109.60	1	4						23	2744	119.30	1	4
SHATZER, SHAY	6	602	100.33											6	602	100.33	0	0
SIECK, BECKY	6	681	113.50											6	681	113.50	0	0
SIECK, JAMIE	6	874	145.67	5	636	127.20	1	4						11	1510	137.27	1	4
SIMON, JAMES	66	9196	139.33	15	2149	143.27	5	10	1	123	123.00		1	82	11468	139.85	5	11
SMITH, BARRY	60	7145	119.08	10	1198	119.80	3	7						70	8343	119.19	3	7
SMITH, BRUCE	24	3693	153.88	15	2141	142.73	7	8	4	586	146.50	3	1	43	6420	149.30	10	9
SMITH, DAN	24	3108	129.50											24	3108	129.50	0	0
SMITH, JEFF	6	750	125.00											6	750	125.00	0	0
SONDERMAN, BILL	18	2372	131.78	10	1363	136.30	8	2	5	688	137.60	3	2	33	4423	134.03	11	4
SOUKUP, BILL	18	2581	143.39	10	1445	144.50	6	4						28	4026	143.79	6	4
SPENCER, BOBBY	24	2935	122.29	10	1239	123.90	5	5	1	126	126.00		1	35	4300	122.86	5	6
SPENCER, CORI	30	3267	108.90	10	1100	110.00	2	8						40	4367	109.18	2	8
SPIEGEL, MIKE	66	7699	116.65	5	603	120.60	1	4						71	8302	116.93	1	4
SPISAK, MIKE	48	5524	115.08	5	528	105.60	1	4						53	6052	114.19	1	4
STADLER, TIM	66	8880	134.55	15	1976	131.73	6	9	2	251	125.50	1	1	83	11107	133.82	7	10
STEINERT, MIKE	66	9229	139.83	10	1533	153.30	5	5	1	146	146.00		1	77	10908	141.66	5	6
STEINERT, MIKE JR	36	4584	127.33	5	621	124.20	2	3						41	5205	126.95	2	3
STEVE, JASON	6	723	120.50											6	723	120.50	0	0
STEWART, JUSTIN	48	6146	128.04	5	624	124.80	3	2	2	282	141.00	1	1	55	7052	128.22	4	3
STOLLOF, JENN	66	7175	108.71	15	1541	102.73	2	13						81	8716	107.60	2	13
STOLLOF, TAYLOR	54	6054	112.11	5	609	121.80	2	3						59	6663	112.93	2	3
STOTTEMYER, DOUG	6	786	131.00											6	786	131.00	0	0
STYLES, BRIAN	6	770	128.33											6	770	128.33	0	0
SUBOCK, BOB	30	4070	135.67	5	700	140.00	2	3						35	4770	136.29	2	3
SUMMERVILLE, TOMMIE	18	2356	130.89											18	2356	130.89	0	0
TAMBURO, LOU	6	740	123.33											6	740	123.33	0	0
TARR, CHRIS	18	2396	133.11	5	664	132.80	2	3						23	3060	133.04	2	3
TAYLOR, CJ	30	4159	138.63	15	1879	125.27	5	10						45	6038	134.18	5	10
THOMAS, BILLY	24	3307	137.79	10	1561	156.10	9	1	5	770	154.00	4	1	39	5638	144.56	13	2
THOMPSON, JIM	30	4080	136.00	5	626	125.20	2	3						35	4706	134.46	2	3
TIPTON, JACK	48	5365	111.77											48	5365	111.77	0	0
TRICARIO, TAMMY	24	2694	112.25	15	1735	115.67	3	12						39	4429	113.56	3	12
TRIPLETT, BOB SR	18	2041	113.39											18	2041	113.39	0	0
TRIPLETT, ROB	42	5878	139.95	16	2176	136.00	9	6	4	575	143.75	3	1	62	8629	139.18	12	7
TURNER, BUDDY	42	5832	138.86	10	1491	149.10	4	6						52	7323	140.83	4	6

PWPT - TOTAL STATS 2018/19 Season

NAME	QUALIFYING GAMES			DIVISION GAMES					BRACKET GAMES					TOTALS				
	Q GMS	Q PINS	Q AVG	D GMS	D PINS	D AVG	D WIN	D LOSS	B GMS	B PINS	B AVG	B WIN	B LOSS	T GMS	T PINS	T AVG	T WIN	T LOSS
USILTON, CHRIS	42	5553	132.21	10	1275	127.50	5	5						52	6828	131.31	5	5
VESCHUSIO, CHRIS	24	3374	140.58	10	1429	142.90	5	5	4	611	152.75	4		38	5414	142.47	9	5
VINSON, SHAWN	36	4358	121.06	10	1243	124.30	6	4						46	5601	121.76	6	4
WAGNER, FRANK	42	5322	126.71											42	5322	126.71	0	0
WAGNER, FRANK JR	36	4375	121.53	5	590	118.00	3	2						41	4965	121.10	3	2
WANDER, DAVE	12	1486	123.83											12	1486	123.83	0	0
WEAVER, MICHAEL	48	6625	138.02	10	1414	141.40	6	4	3	437	145.67	3		61	8476	138.95	9	4
WEAVER, TOMMY	6	753	125.50											6	753	125.50	0	0
WEBB, GLENN	42	5669	134.98	5	676	135.20	3	2						47	6345	135.00	3	2
WELLING, ANDY	30	4073	135.77	10	1244	124.40	6	4	1	152	152.00		1	41	5469	133.39	6	5
WELTON, RUSS	24	3132	130.50	5	608	121.60	1	4						29	3740	128.97	1	4
WETHERBEE, BOBBY	6	652	108.67											6	652	108.67	0	0
WETHERBEE, ROBBEE	6	760	126.67											6	760	126.67	0	0
WILLEY, ANDREW	12	1872	156.00	10	1395	139.50	7	3	3	417	139.00	1	2	25	3684	147.36	8	5
WILLEY, RUSTY	12	1581	131.75	5	699	139.80	2	3						17	2280	134.12	2	3
WILLIAMS, JASON	15	1739	115.93											15	1739	115.93	0	0
WILLIAMS, TODD	42	5363	127.69	5	595	119.00	5		1	111	111.00		1	48	6069	126.44	5	1
WILSON, JOHNNY	24	3451	143.79	10	1362	136.20	3	7						34	4813	141.56	3	7
WINKS, BEN	36	3962	110.06											36	3962	110.06	0	0
WISNIEWSKI, EDDIE	36	4431	123.08	5	634	126.80	3	2	1	112	112.00		1	42	5177	123.26	3	3
WISNIEWSKI, GEORGE	12	1429	119.08											12	1429	119.08	0	0
WOLGAMUTH, SCOTT	48	6594	137.38	5	738	147.60	4	1	1	117	117.00		1	54	7449	137.94	4	2
WRIGHT, JOHN	54	6694	123.96	5	691	138.20	5		1	112	112.00		1	60	7497	124.95	5	1
WYNKOOP, GEORGE	36	4375	121.53	5	626	125.20	3	2	1	105	105.00		1	42	5106	121.57	3	3
YOWELL, ROB	48	6696	139.50	15	2203	146.87	8	7	4	585	146.25	3	1	67	9484	141.55	11	8
ZOCH, MATT	6	770	128.33											6	770	128.33	0	0
ZOMBRO, CHARLIE	30	3763	125.43	1	103	103.00								31	3866	124.71	0	0
ZOMBRO, CHARLIE SR	30	3452	115.07	5	554	110.80	1	4						35	4006	114.46	1	4
Grand Total	8636	1123946	130.15	1900	256992	135.26	945	945	232	32196	138.78	116	116	10768	1413134	131.23	1061	1061

POP WHITTEN PRO TOUR - 2018/19 SEASON - JACK HOOVER BOWLER OF THE YEAR STANDINGS

Overall x = 132 average and under

Rank	Name	BOY	TOTALS		DUN		PIN		SUIT		DUN		SW		PIN		PARK		GREEN		MTAIRY		DUAL		WO			
			TS	C	Q	HH	Q	HH	Q	HH	Q	HH	Q	HH	Q	HH	Q	HH	Q	HH	Q	HH	Q	HH	Q	HH	Q	HH
43	CALLAHAN, MARK	485.5	9	3	427.5	58	70.5	40			53		76.5	15	6		30		13.5		47.5			39		91.5	3	
44	WOLGAMUTH, SCOTT	483.0	8	1	463.0	20	24		25.5				70		56.5		91	20			67.5		67			61.5		
45	DIX, EDDIE	474.5	9	2	456.5	18	9		50		65				32.5		43				29		56	97	12	75	6	
46	SAUTER, JASON	470.5	8	3	431.5	39	94	6	70.5				5		89	3	67		7		11			88	30			
47	x JOHNSON, GREG	461.5	11	4	413.5	48	5		29.5		42		5		37	3	17		77	3	51	30	27	70.5	12	52.5		
48	SMITH, BRUCE	454.0	4	4	371.0	83	99	9					95	15	81	9										96	50	
49	KING, BOB	450.5	10	1	438.5	12	7		56				53		45		46		73.5		81.5	12	46	25.5		5		
50	ROWLEY, STEVE	441.5	9	3	432.5	9	81	3	8.5		57						25		94.5	3	5		24	93.5	3	44		
51	SANTOS, DYLAN	438.5	5	3	390.5	48	63						73	15	62.5								95	30		97	3	
52	GUE, COLTON	433.5	6	2	401.5	32					51.5				84.5	20					34.5		97	12	64		70	
53	TURNER, BUDDY	432.5	7	2	414.5	18							23		39		66				62.5		59.5		87	9	77.5	9
54	BEUCHERT, JOHN	426.5	9	2	408.5	18	72	6	59		75.5		52		5		11				54.5		74.5	12			5	
55	KRUGER, MATT	423.5	5	4	381.5	42							91	15	13						89.5	12	98	9	90	6		
56	ROTH, CHRIS	417.0	11	0	417.0	0	42.5		36		58.5		5		31		50		51.5		66		19.5		6		51	
57	x SCHREIBMAN, FRANK	416.5	10	3	386.5	30	5		49		67	12	60	15			47.5		81	3	5		25		42		5	
58	x RYKOWSKI, TIM	415.0	9	5	348.0	67	5				61	20	58.5	15	62.5	20	82	9			5		5	55	3	14		
59	x LANCASTER, LEAH	410.5	9	3	375.5	35	67	9			34		6		5				27.5		77	6	59.5		70.5	20	29	
60	ANASTASI, MARC	409.0	7	3	368.0	41			23.5		62		5		94	20	26						78.5	12			79	9
61	LOCHSTAMPHOR, DONALD	408.5	11	1	402.5	6	54		47		46.5		22		5		98	6	65.5		5		36		18.5		5	
62	COINER, JIMMIE	401.0	7	2	389.0	12			19		93	3	63		46.5				53						95.5	9	19	
63	JONES, DAVE	395.0	8	1	392.0	3	66				73.5		48.5		84.5	3			65.5		31		18		5			
64	x GIBSON, KEVIN	380.0	8	2	337.0	43	5		48				20.5		39						25.5		72	40	83	3	44	
65	PENNY, LUCAS	375.0	4	3	300.0	75					77	30	83	15			96	30									44	
66	WEBB, GLENN	366.5	7	1	354.5	12	58		67.5		79.5	12	17.5				33						58		41			
67	MCCLAY, DANI	364.5	9	1	358.5	6	86	6			48.5		10		43				31.5		20		54.5		47		18	
68	x ANDERSON, DALTON	354.0	10	3	324.0	30	5				40		54	15	5		7.5		48		5		62.5	6	92	9	5	
69	x USILTON, CHRIS	351.0	7	3	315.0	36			28		39		33	15	41.5	9			42.5				66		65	12		
70	MONTEIRO, LEO	349.0	4	2	334.0	15	125	9					69								67.5						72.5	6
71	x MCMILLEN, CINDY	346.0	9	1	326.0	20	36		91	20	35		20.5		24.5		27		47		40						5	
72	x SCHAEFFER, MIKE	344.5	11	0	344.5	0	5.5		23.5		58.5		27		34.5		34		60.5		47.5		5		43.5		5	
73	HANLEY, ROB	343.0	4	2	304.0	39			70.5								88	9					89	30			56.5	
74	x TAYLOR, CJ	340.5	5	3	319.5	21							48.5		72	12	45						80	3			74	6
75	BURDICK, GREG	330.0	7	0	330.0	0	57						7.5		69		47.5		55.5		36.5		57					
76	x BERTOLDI, MIKE	327.5	7	2	309.5	18	63	12	27						16.5				5				82	6	50.5		65.5	
76	VESCHUSIO, CHRIS	327.5	4	2	246.5	81	79.5	75					29		76.5	6											61.5	
78	x MENDENHALL, ART	325.5	8	2	230.5	95					44				67	75	72	20	5		12		5		9		16.5	
79	THOMAS, BILLY	325.0	4	2	220.0	105									86.5	30					81.5	75	8				44	
80	x BULL, KRISTIN	319.5	6	2	286.5	33	61	30					40		78	3			11				32.5				64	
81	x BARRY, ROB	315.0	6	3	260.0	55							5		55	3			73.5	40	59	12	62.5				5	
82	x DODSON, SHAUN	313.5	11	1	301.5	12	19		15		50		15.5		15		35.5		38.5		5		5		34		69	12
83	WILSON, JOHNNY	310.5	4	3	286.5	24	20.5						85	15									86	6			95	3
84	x STEWART, JUSTIN	309.5	8	2	264.5	45	41				32		56.5	15	5				5				43.5		16		65.5	30

POP WHITTEN PRO TOUR - 2018/19 SEASON - JACK HOOVER BOWLER OF THE YEAR STANDINGS

Overall x = 132 average and under

Rank Name

		TOTALS				DUN		PIN		SUIT		DUN		SW		PIN		PARK		GREEN		MTAIRY		DUAL		WO	
BOY	TS	C	Q	HH	Q	HH	Q	HH	Q	HH	Q	HH	Q	HH	Q	HH	Q	HH	Q	HH	Q	HH	Q	HH	Q	HH	
85	SCHMIDT, RICHIE	307.0	6	2	280.0	27	36		20		26		86	15	34.5									77.5	12		
86	BANZHOFF, BRIAN	306.5	6	2	251.5	55							88	15	44		5					6.5		67	40		41
87	LIPKA, KEITH	305.0	5	2	284.0	21			43		85	6	80.5	15	58.5										17		
88	LOUTH, CHRIS	296.5	3	3	263.5	33							74.5	15				99	6			90	12				
89	BIEDERMAN, JOHN	289.0	4	1	269.0	20			95.5	20					23							76.5		74			
90	x THOMPSON, JIM	285.5	5	1	282.5	3												31.5		86.5	3	51.5		66			47
91	x GREEN, ROB	278.5	6	0	278.5	0			51				51		5		56.5				65						50
91	HUFFMAN, ANDY	278.5	5	0	278.5	0									65.5						71.5		39.5		68		34
93	WELLING, ANDY	276.5	5	2	234.5	42	10		75.5	30			35		39		75	12									
94	DUNNIGAN, ALEX	272.5	6	1	263.5	9	63				83	9	5		5						71.5		36				
95	HIPKINS, RICHIE	270.5	4	1	250.5	20											38		68		62.5				82	20	
96	WILLIAMS, TODD	269.0	7	1	239.0	30	33		40.5				5				43		71	30	41.5						5
97	RUPERT, BUTCH	268.0	4	2	235.0	33			95.5	30	88.5	3					22										29
98	x MOSSBURG, PETE	266.5	6	3	233.5	33	51.5	6	58	12	37		61	15	5		21										
99	WILLEY, ANDREW	255.5	2	2	195.5	60												96.5	20			99	40				
100	RICHARDSON, DAVE	253.5	5	1	247.5	6	20.5				48.5		30.5				84	6			64						
101	x BALL, ERIC	252.0	6	1	246.0	6	5				71										78	6	16.5		40		35.5
102	DAVIS, MARK	246.5	5	1	237.5	9	27						5				71				84	9			50.5		
103	CONNERS, STEVE	235.5	4	2	220.5	15	77	3					35				78.5	12					30				
104	SOUKUP, BILL	233.5	3	2	209.5	24			89	12			46.5		74	12											
105	SUBOCK, BOB	227.0	5	1	218.0	9	31						28		82.5	9					47.5		29				
106	x DAVIS, HEATHER	210.5	6	3	175.5	35	5.5	20	18	12			5		9		93	3	45								
107	x SONDERMAN, BILL	208.5	3	2	128.5	80	16		60	30							52.5	50									
108	x KISKIS, MIKE	206.5	6	1	186.5	20	5						5		19				60.5		75	20					22
109	x WRIGHT, JOHN	204.5	9	1	174.5	30	16		5						5		55	30	20		14		5		29		25.5
110	x MAUK, SCOTT	203.5	4	1	188.5	15	60						62	15	30						36.5						
111	OBER, DENNIS	202.5	6	0	202.5	0							43		19		52.5				60		5				23
112	x ELLIOTT, JOE	201.0	10	1	195.0	6	5		25.5		22.5		12		5		23		69	6	23						5
113	x STEINERT, MIKE JR	199.0	6	1	190.0	9			40.5				5						40		5				31.5		68
114	x FRANCIS, JEFF	198.5	5	0	198.5	0	34						44.5		51						39				30		
115	x PALMER, BRAD	197.5	7	2	174.5	23			34	20	19		5		5							84	3	20.5			7
116	PICKETT, STACEY	194.5	9	2	176.5	18	5		13				5		49.5	6	68	12	8		18				5		5
116	x OURSLER, JAKE	194.5	6	1	191.5	3					51.5				5				5		89.5	3	5		35.5		
116	SCHREIFER, GREG	194.5	3	1	191.5	3	65				82	3	44.5														
119	x HIGGS, ROY JR	191.5	4	2	141.5	50													5		73	30	5				58.5
120	WAGNER, FRANK	188.0	7	0	188.0	0	38		38						29		38		17						23		5
121	x CIEPIELA, JOSH	187.5	6	4	103.5	84							5	15	5				19	20	5				25.5	40	44
122	x KEITZ, BRIAN	185.0	9	2	164.0	21			5		43		32	15			7.5		24		8.5		34	6	5		5
123	x SHAFFER, CHRIS	175.5	4	3	142.5	33	44.5	9	55	9			38	15			5										
124	x WISNIEWSKI, EDDIE	171.0	6	1	151.0	20	5		44.5				5		60	20	5		31.5								
125	x BILZ, DENNIS	170.0	5	2	141.0	29													44	20	45	9	14		33		5
126	BARNES, ALEX	169.5	3	1	166.5	3									5		99	3							62.5		

POP WHITTEN PRO TOUR - 2018/19 SEASON - JACK HOOVER BOWLER OF THE YEAR STANDINGS

Overall x = 132 average and under

Overall Rank	Name	BOY	TOTALS		DUN		PIN		SUIT		DUN		SW		PIN		PARK		GREEN		MTAIRY		DUAL		WO		
			TS	C	Q	HH	Q	HH	Q	HH	Q	HH	Q	HH	Q	HH	Q	HH	Q	HH	Q	HH	Q	HH	Q	HH	Q
127	x EDMONDS, EDDIE	166.0	9	1	151.0	15					29		24	15	5		41		13.5		5		6.5		22		5
128	BRAUN, SHAWN	163.0	2	1	154.0	9	84	9										70									
129	x TARR, CHRIS	149.5	3	1	137.5	12						30.5		70	12			37									
130	x PORTS, JOHN	149.0	6	1	140.0	9						5		5		32		55.5				32.5	9	10			
131	x HARWOOD, CHRIS	146.0	4	1	143.0	3								10								16.5		27.5		89	3
132	x RINEER, ALYSON	145.0	8	1	139.0	6			17		25		5		11.5				15.5		5		5		55	6	
133	x SMITH, BARRY	139.0	10	2	127.0	12	5		66	6			5		5		5		18	6	5		8		5		
134	x WELTON, RUSS	138.0	4	1	132.0	6										19					5		75	6	33		
135	WYNKOOP, GEORGE	136.0	6	1	116.0	20								5		5			25.5		27		5		48.5	20	
136	x HAMMETT, MARK	132.0	3	1	92.0	40					46.5	40				24		21.5									
137	x RICHARDS, ZACH	130.5	5	1	110.5	20										6		5		18		46	20			35.5	
138	DECK, ROB	130.0	2	1	115.0	15						93.5	15	21.5													
139	x FELICIANO, JULIO	125.0	4	2	104.0	21					14.5				41.5	12	43	9								5	
140	x CASON, JEFF	123.5	9	0	123.5	0	39		7				5		21.5		31		5			5		5		5	
140	CASTIGLIONI, CHRIS	123.5	3	0	123.5	0	29								65.5		29										
142	x JOHNSON, TRAVELLE	123.0	3	1	108.0	15						5			55	15	48										
143	SMITH, DAN	119.0	4	0	119.0	0	12		35										30		42						
144	x CHAPMAN, DANIELLE	118.5	5	2	97.5	21												49.5	9	5		19.5	12	18.5		5	
145	x WAGNER, FRANK JR	115.5	6	2	91.5	24	5		37	9			5	15	5			34.5		5							
145	x GARRIOTT, DAVE	115.5	2	0	115.5	0															54.5		61				
147	x SPIEGEL, MIKE	111.0	11	1	108.0	3	5		42	3	9		5		5		17		5		5		5		5	5	
148	MARINUCCI, MARIO	109.0	3	0	109.0	0	5		63		41																
149	RINEER, JOE	108.0	5	0	108.0	0			61						5				32		5				5		
150	x SPENCER, BOBBY	107.0	4	2	78.0	29	36	20			20							17	9			5					
150	x PIVEC, KEN	107.0	2	0	107.0	0	54		53																		
152	HOLBROOK, RUBIN	104.0	4	0	104.0	0							9		24.5				36		34.5						
153	x SHATZER, DOUG	103.0	5	1	100.0	3									5			25.5		47.5	3	15				7	
153	x WILLEY, RUSTY	103.0	2	1	97.0	6												5			92	6					
155	GOODMAN, SCOOP	102.0	1	1	93.0	9	93	9																			
155	x BRAYDEN, BOB	102.0	6	0	102.0	0							14		5				6		33			27.5		16.5	
157	MANNS, JILL	99.5	1	1	96.5	3									96.5	3											
158	x VINSON, SHAWN	95.0	6	2	71.0	24									5	12		46	12	5		5		5		5	
159	MANNS, MIKE	94.0	2	1	88.0	6									8									80	6		
160	x COPPER, MIKE	93.5	8	2	69.5	24					17		5	15	11.5	9	14		5		5		7		5	5	
161	x CAMPBELL, DANNY	93.0	8	1	87.0	6							5		5		35.5	6	21.5		5		5		5	5	
162	SIECK, JAMIE	92.5	1	1	86.5	6														86.5	6						
163	x SUMMERVILLE, TOMMY	92.0	3	0	92.0	0						39			5									48			
164	x HALLER, DEREK	91.0	2	1	61.0	30												5					56	30			
165	x MILLER, TOMMY	88.5	4	1	79.5	9														7		5		43.5	9	24	
166	x DAVIES, ROGER	88.0	4	0	88.0	0						10.5		12					38.5							27	
167	x NIEDZWICKI, ANDREA	86.5	7	1	46.5	40	5						5		16.5	40	5			5		5			5	5	
168	x HAYES, JAMES III	86.0	10	2	77.0	9	5	3	5		28	6	5				9		5		5		5		5	5	

POP WHITTEN PRO TOUR - 2018/19 SEASON - JACK HOOVER BOWLER OF THE YEAR STANDINGS

Overall x = 132 average and under

Rank Name

		TOTALS				DUN		PIN		SUIT		DUN		SW		PIN		PARK		GREEN		MTAIRY		DUAL		WO	
BOY	TS	C	Q	HH	Q	HH	Q	HH	Q	HH	Q	HH	Q	HH	Q	HH	Q	HH	Q	HH	Q	HH	Q	HH	Q	HH	
251 x NEWBILL, BRIAN	10.0	2	0	10.0	0									5				5									
254 x SMITH, JEFF	9.0	1	0	9.0	0																9						
255 x SHATZER, CHARLES	8.5	1	0	8.5	0															8.5							
256 x KERR, HALLE	8.0	1	1	5.0	3																5	3					
256 x LAWSON, DOREEN	8.0	1	1	5.0	3											5	3										
256 x PROCTOR, CARRIE	8.0	1	0	8.0	0					8																	
259 x BICKFORD, MELISSA	5.0	1	0	5.0	0							5															
259 x BRIGHT, BILL	5.0	1	0	5.0	0																5						
259 x FISH, RYAN	5.0	1	0	5.0	0									5													
259 x FOLIO, JIM	5.0	1	0	5.0	0					5																	
259 x GOSEWISCH, RACHEL	5.0	1	0	5.0	0															5							
259 x GRANGER, HOWARD	5.0	1	0	5.0	0		5																				
259 x KILLINGSWORTH, JERAMIE	5.0	1	0	5.0	0																5						
259 x KLINGELHOFFER, RENAE	5.0	1	0	5.0	0										5												
259 x LINDEMANN, MIKE	5.0	1	0	5.0	0							5															
259 x MARTINELLI, SHAWN	5.0	1	0	5.0	0									5													
259 x PIETRO, COLLEEN	5.0	1	0	5.0	0		5																				
259 x PROCTOR, WAYNE	5.0	1	0	5.0	0					5																	
259 x RICHBURG, MEL	5.0	1	0	5.0	0												5										
259 x SCHAEFFER, BONNIE	5.0	1	0	5.0	0																			5			
259 x SCOONE, JOHN	5.0	1	0	5.0	0		5																				
259 x SHANKLE, DANIEL	5.0	1	0	5.0	0							5															
259 x SHATZER, SHAY	5.0	1	0	5.0	0																	5					
259 x SIECK, BECKY	5.0	1	0	5.0	0																5						
259 x STEVE, JASON	5.0	1	0	5.0	0																5						
259 x STYLES, BRIAN	5.0	1	0	5.0	0									5													
259 x WETHERBEE, BOBBY	5.0	1	0	5.0	0														5								

5245 655 5150 585 5085 515 5355 735 5385 725 5165 585 5225 585 5260 585 5300 585 5200 585 5275 655
 132 42 113 36 100 30 154 49 160 48 116 36 128 36 135 36 143 36 123 36 138 42

POP WHITTEN PRO TOUR

2018-19 SEASON - STOP #1 @ AMF DUNDALK

Rank	Name	AVG	GM1	GM2	GM3	GM4	GM5	GM6	TOTAL	POA	BOY
1	MONTEIRO, LEO	140	177	161	155	149	151	177	970	130	125
2	SMITH, BRUCE	145	149	136	180	157	170	169	961	91	99
3	HIPKINS, BERNIE	143	176	134	143	145	181	171	950	92	98
4	BROOKS, WALT	144	156	141	138	161	181	161	938	74	97
5	BERENDS, MARK	149	169	143	152	166	160	147	937	43	96
6	DOVE, DON	149	166	129	170	118	173	177	933	39	95
7	SAUTER, JASON	136	160	170	148	165	145	143	931	115	94
8	GOODMAN, SCOOP	145	171	147	173	145	131	157	924	54	93
9	HUBER, JOHN	143	130	164	175	149	173	131	922	64	92
10	FARLOW, RANDY	140	144	166	161	151	115	167	904	64	91
11	MATHESON, WAYNE	144	134	164	159	165	144	136	902	38	90
12	HICKS, CHUCK	134	160	147	128	186	141	139	901	97	88.5
13	DEANTONIIS, JOHN	145	126	160	149	121	165	180	901	31	88.5
14	HARMEI, NICK	137	117	163	129	162	146	183	900	78	86
15	MCCLAY, DANI	137	135	144	141	178	147	155	900	78	86
16	BULL, STEVE	135	105	151	153	176	162	153	900	90	86
17	BRAUN, SHAWN	135	161	152	143	123	173	140	892	82	84
18	RUTHVIN, JOE	147	127	139	144	163	141	177	891	9	83
19	COLLISON, BILL	141	143	152	140	159	129	166	889	43	82
20	ROWLEY, STEVE	135	189	128	141	158	138	134	888	78	81
21	SANTUCCIO-WEVER, BRIAN	144	147	186	136	124	164	129	886	22	79.5
22	VESCHUSIO, CHRIS	144	165	160	126	154	137	144	886	22	79.5
23	HUBER, LISA	141	159	152	119	152	127	175	884	38	78
24	CONNERS, STEVE	146	126	131	171	156	142	150	876	0	77
25	GREEN, BRYAN	139	167	135	138	132	148	154	874	40	75.5
26	DIX, PHIL	143	142	154	148	146	143	141	874	16	75.5
27	STEINERT, MIKE	143	132	143	155	152	172	119	873	15	74
28	WEAVER, MICHAEL	141	114	125	157	148	155	172	871	25	73
29	BEUCHERT, JOHN	133	158	130	143	127	164	139	861	63	72
30	CALLAHAN, MARK	141	123	142	183	147	140	125	860	14	70.5
	TRIPLETT, ROB	136	141	137	132	169	128	153	860	44	70.5
	KLINGELHOFER, MARK	147	145	145	176	127	142	122	857	-25	69
31	OSWALD, KYLE	123	150	157	126	152	154	116	855	117	68
38	LANCASTER, LEAH	130	144	153	152	131	130	144	854	74	67
	JONES, DAVE	136	141	145	119	156	143	146	850	34	66
	SCHREIFER, GREG	143	160	125	141	178	130	113	847	-11	65
40	BERTOLDI, MIKE	130	122	129	139	144	131	181	846	66	63
	DUNNIGAN, ALEX	135	152	172	116	153	135	118	846	36	63
	SANTOS, DYLAN	138	137	149	144	124	141	151	846	18	63
41	BULL, KRISTIN	130	139	142	131	135	142	155	844	64	61
43	MAUK, SCOTT	131	131	157	108	133	143	171	843	57	60
	SCHREIFER, BARRY	139	128	138	140	167	148	121	842	8	59
	WEBB, GLENN	134	121	142	141	148	132	157	841	37	58
	BURDICK, GREG	160	151	142	138	101	149	158	839	-121	57
	PHILLIPS, SCOTT	134	107	144	128	157	157	143	836	32	56
	LOCHSTAMPHOR, DONALD	136	122	160	147	124	144	134	831	15	54
	BURDETTE, DANNY	137	138	117	137	143	148	148	831	9	54
	PIVEC, KEN	132	148	123	134	142	141	143	831	39	54
	RUTHVIN, JEREMY	137	163	119	132	117	134	165	830	8	51.5
38	MOSSBURG, PETE	126	145	125	121	130	153	156	830	74	51.5
	PISTORIO, ERIK	138	114	128	133	138	159	156	828	0	50
	ANASTASI, ANTHONY	136	156	146	146	128	119	132	827	11	49

POP WHITTEN PRO TOUR

2018-19 SEASON - STOP #1 @ AMF DUNDALK

Rank	Name	AVG	GM1	GM2	GM3	GM4	GM5	GM6	TOTAL	POA	BOY
	COOK, CHUCK	136	139	131	146	134	157	116	823	7	48
	PARIS, CHUCK	135	184	103	135	124	136	138	820	10	46.5
	YOWELL, ROB	135	117	167	107	133	136	160	820	10	46.5
33	SHAFFER, CHRIS	120	151	131	105	133	120	178	818	98	44.5
	ANASTASI, MATT	145	122	101	153	165	144	133	818	-52	44.5
	ROTH, CHRIS	137	158	106	135	127	160	131	817	-5	42.5
	MCKINSEY, GARY	137	140	120	142	139	149	127	817	-5	42.5
	STEWART, JUSTIN	129	169	98	152	139	143	115	816	42	41
	SEARS, JOEY	144	145	146	141	120	134	127	813	-51	40
	CASON, JEFF	127	167	126	129	128	125	133	808	46	39
	WAGNER, FRANK	133	120	146	148	135	134	124	807	9	38
	MCMILLEN, CINDY	128	114	127	172	147	104	140	804	36	36
	SCHMIDT, RICHIE	137	171	136	138	129	116	114	804	-18	36
32	SPENCER, BOBBY	115	99	107	158	118	152	170	804	114	36
	FRANCIS, JEFF	138	140	143	118	142	130	128	801	-27	34
	WILLIAMS, TODD	160	135	195	138	105	119	105	797	-163	33
	FRANCIS, MIKE	133	148	142	117	160	131	98	796	-2	32
	SUBOCK, BOB	133	122	164	154	113	118	122	793	-5	31
	SAGHY, JASON	142	165	119	116	148	106	138	792	-60	30
	CASTIGLIONI, CHRIS	138	135	168	116	150	105	114	788	-40	29
	BUCKINGHAM, MATT	142	131	120	128	147	122	139	787	-65	28
	DAVIS, MARK	137	127	131	129	151	138	105	781	-41	27
34	SCHREIBMAN, DUSTIN	114	120	145	118	170	123	102	778	94	26
	STADLER, TIM	128	132	131	136	103	127	148	777	9	25
	WOLGAMUTH, SCOTT	142	118	136	136	124	124	135	773	-79	24
	SCHISLER, CHARLIE	124	148	108	118	132	149	116	771	27	23
36	NEBINGER, MICHELLE	114	134	112	125	129	163	107	770	86	22
	WILSON, JOHNNY	139	143	136	136	126	110	118	769	-65	20.5
	RICHARDSON, DAVE	138	138	112	129	142	125	123	769	-59	20.5
	DODSON, SHAUN	126	130	122	100	116	136	164	768	12	19
37	STOLLOF, TAYLOR	115	128	171	133	123	108	104	767	77	18
	WRIGHT, JOHN	124	166	110	142	109	109	123	759	15	16
	ALTADONNA, KATHERINE	130	147	117	155	113	122	105	759	-21	16
	SONDERMAN, BILL	127	140	121	133	105	146	114	759	-3	16
	ZOMBRO, CHARLIE	124	103	115	124	148	149	119	758	14	14
	GRECO, REGINA	123	109	117	121	138	117	155	757	19	13
	SMITH, DAN	138	116	134	122	124	122	138	756	-72	12
	SIMON, JAMES	141	113	145	120	113	119	145	755	-91	11
	WELLING, ANDY	135	143	106	122	111	123	149	754	-56	10
	DIX, EDDIE	137	126	119	134	111	160	103	753	-69	9
	QUATTROCCHIE, CHUCK	121	113	125	122	108	148	136	752	26	8
	KING, BOB	134	97	121	103	143	141	146	751	-53	7
42	DAVIS, HEATHER	115	112	112	149	127	138	112	750	60	5.5
	SCHAEFFER, MIKE	127	122	138	126	130	115	119	750	-12	5.5
35	HAYES, JAMES III	108	127	127	118	148	97	123	740	92	5
	WILLIAMS, JASON	127	123	148	92	128	145	103	739	-23	5
	MARINUCCI, MARIO	139	102	125	140	115	112	145	739	-95	5
	BALL, ERIC	132	133	107	106	159	115	115	735	-57	5
	RYKOWSKI, TIM	125	124	109	128	112	144	118	735	-15	5
	KERR, CANDY	122	120	116	115	97	117	167	732	0	5
	GIBSON, KEVIN	132	119	129	110	148	115	111	732	-60	5
	JOHNSON, GREG	123	124	119	149	116	104	118	730	-8	5

POP WHITTEN PRO TOUR

2018-19 SEASON - STOP #1 @ AMF DUNDALK

Rank	Name	AVG	GM1	GM2	GM3	GM4	GM5	GM6	TOTAL	POA	BOY
	RINALDI, PAT	131	114	118	97	146	132	122	729	-57	5
	ELLIOTT, JOE	123	141	114	123	128	107	114	727	-11	5
	WISNIEWSKI, EDDIE	124	93	107	134	125	136	123	718	-26	5
	LONG, BRANDON	114	100	140	150	105	119	102	716	32	5
	SMITH, BARRY	115	132	105	130	127	88	134	716	26	5
	SCHREIBMAN, FRANK	126	111	116	138	99	116	134	714	-42	5
	MANDLEY, KAREN	121	135	89	137	104	138	110	713	-13	5
	PICKETT, STACEY	126	106	127	126	113	114	126	712	-44	5
	KERR, BRADY	115	132	130	121	127	90	111	711	21	5
	SPIEGEL, MIKE	113	133	120	116	129	98	112	708	30	5
	KISKIS, MIKE	127	108	117	101	119	142	116	703	-59	5
	QUATTROCCHIE, DANIELLE	116	92	149	118	122	90	121	692	-4	5
	SCOONE, JOHN	114	118	137	111	96	98	131	691	7	5
	ANDERSON, DALTON	128	131	108	120	110	127	90	686	-82	5
	GRANGER, HOWARD	120	119	117	113	104	109	124	686	-34	5
	PIETRO, COLLEEN	110	131	90	122	120	112	100	675	15	5
	HALLER, KEITH	118	102	121	129	123	92	108	675	-33	5
	WAGNER, FRANK JR	115	132	128	119	95	90	103	667	-23	5
	NIEDZWICKI, ANDREA	118	107	111	97	124	132	94	665	-43	5
	LEHR, KARL	110	98	108	121	115	119	104	665	5	5
	TRIPLETT, BOB	113	97	112	117	124	91	119	660	-18	5
	WINKS, BEN	112	111	106	129	94	109	104	653	-19	5
	HALLER, MICHELLE	110	111	90	108	125	95	124	653	-7	5
	FRANCIS, KATHY	118	101	97	131	125	94	96	644	-64	5
	SPENCER, CORI	99	97	94	100	127	109	117	644	50	5
	NEBINGER, JEN	121	125	101	124	93	95	106	644	-82	5
	PHILLIPS, GREG	105	110	97	86	99	118	100	610	-20	5
	STOLLOF, JENN	106	99	100	89	107	102	101	598	-38	5

PINS OVER AVERAGE: POA TOTAL

31	OSWALD, KYLE	117	855
32	SPENCER, BOBBY	114	804
33	SHAFFER, CHRIS	98	818
34	SCHREIBMAN, DUSTIN	94	778
35	HAYES, JAMES III	92	740
36	NEBINGER, MICHELLE	86	770
37	STOLLOF, TAYLOR	77	767
38	MOSSBURG, PETE	74	830
39	LANCASTER, LEAH	74	854
40	BERTOLDI, MIKE	66	846
41	BULL, KRISTIN	64	844
42	DAVIS, HEATHER	60	750

PINS OVER ALTERNATE: POA TOTAL

43	MAUK, SCOTT	57	843
----	-------------	----	-----

POP WHITTEN PRO TOUR

2018-19 SEASON - STOP #1 @ AMF DUNDALK

DIVISION A		W-L	TP
	RANDY FARLOW	4-1	776 \$50
	MARK CALLAHAN	3-2	740 WC
12	WAYNE MATHESON	3-2	791 \$140
9	LEO MONTEIRO	2-3	770 \$135
6	BRIAN SANTUCCIO-WEVER	2-3	681 \$130
3	STEVE ROWLEY	1-4	748 \$125

DIVISION B		W-L	TP
	CHRIS VESCHUSIO	4-1	708 \$50
	BILLY COLLISON	4-1	726 WC
12	JOHN HUBER	3-2	722 \$140
9	BRUCE SMITH	2-3	672 \$135
6	JOHN BEUCHERT	1-4	613 \$130
3	CHUCK HICKS	1-4	648 \$125

DIVISION C		W-L	TP
	LISA HUBER	4-1	815 \$50
	BERNIE HIPKINS	3-2	759 WC
12	JOHN DEANTONIIS	3-2	808 \$140
9	SCOOP GOODMAN	2-3	723 \$135
6	MICHAEL WEAVER	2-3	745 \$130
3	JOE RUTHVIN	1-4	736 \$125

DIVISION D		W-L	TP
	WALT BROOKS	5-0	786 \$50
	MIKE STEINERT	3-2	774 WC
12	NICK HARMEL	3-2	685 \$140
9	SHAWN BRAUN	2-3	685 \$135
6	JASON SAUTER	1-4	688 \$130
3	STEVE CONNERS	1-4	648 \$125

DIVISION E		W-L	TP
	BRYAN GREEN	4-1	706 \$50
	PHIL DIX	4-1	689 WC
12	DON DOVE	3-2	715 \$140
9	MARK BERENDS	2-3	681 \$135
6	DANI MCCLAY	1-4	625 \$130
3	STEVE BULL	1-4	643 \$125

DIVISION F		W-L	TP
	KYLE OSWALD	4-1	754 \$50
	HEATHER DAVIS	4-1	637 WC
12	DUSTIN SCHREIBMAN	3-2	608 \$140
9	LEAH LANCASTER	3-2	634 \$135
6	PETE MOSSBURG	1-4	608 \$130
3	JAMES HAYES III	0-5	490 \$125

DIVISION G		W-L	TP
	KRISTIN BULL	4-1	725 \$50
	BOBBY SPENCER	3-2	613 WC
12	MIKE BERTOLDI	3-2	687 \$140
9	CHRIS SHAFFER	2-3	592 \$135
6	TAYLOR STOLLOF	2-3	609 \$130
3	MICHELLE NEBINGER	1-4	593 \$125

STRIKE BALL RESULTS	
All	MICHAEL WEAVER NO
Half	JOE RUTHVIN NO
All	MARK CALLAHAN YES
Half	
All	JASON SAGHY NO
Half	GARY MCKINSEY NO

ALTERNATES	
SCR	ROB TRIPLETT
POA	SCOTT MAUK

BRACKET MATCHES		
ROUND 1		
8	BILLY COLLISON	150
9	PHIL DIX	134 \$200

5	KRISTIN BULL	148
12	BERNIE HIPKINS	130 \$200
4	KYLE OSWALD	110 \$200
13	MARK CALLAHAN	160

3	RANDY FARLOW	185
14	BOBBY SPENCER	126 \$200
6	CHRIS VESCHUSIO	158
11	MIKE STEINERT	146 \$200

7	BRYAN GREEN	131
10	HEATHER DAVIS	123 \$200

ROUND 2		
1	WALT BROOKS	160
8	BILLY COLLISON	149 \$250

5	KRISTIN BULL	119 \$250
13	MARK CALLAHAN	154

3	RANDY FARLOW	137 \$250
6	CHRIS VESCHUSIO	147

2	LISA HUBER	116 \$250
7	BRYAN GREEN	141

SEMI-FINALS		
1	WALT BROOKS	146
13	MARK CALLAHAN	127 \$350

6	CHRIS VESCHUSIO	151
7	BRYAN GREEN	143 \$350

FINALS		
1	WALT BROOKS	132 \$700
6	CHRIS VESCHUSIO	155 \$1,400

POA ALTERNATE ROLL-OFF		

SCRATCH ALTERNATE ROLL-OFF		
	MARK CALLAHAN	136
	ROB TRIPLETT	115

FREE ENTRY WINNERS		
Lou Tamburo, Mike Steinert, Mark Klingelhofer, Justin Stewart, Rob Triplett, Johnny Wilson, Andy Welling, Heather Davis		

200 GAMES	
	NONE

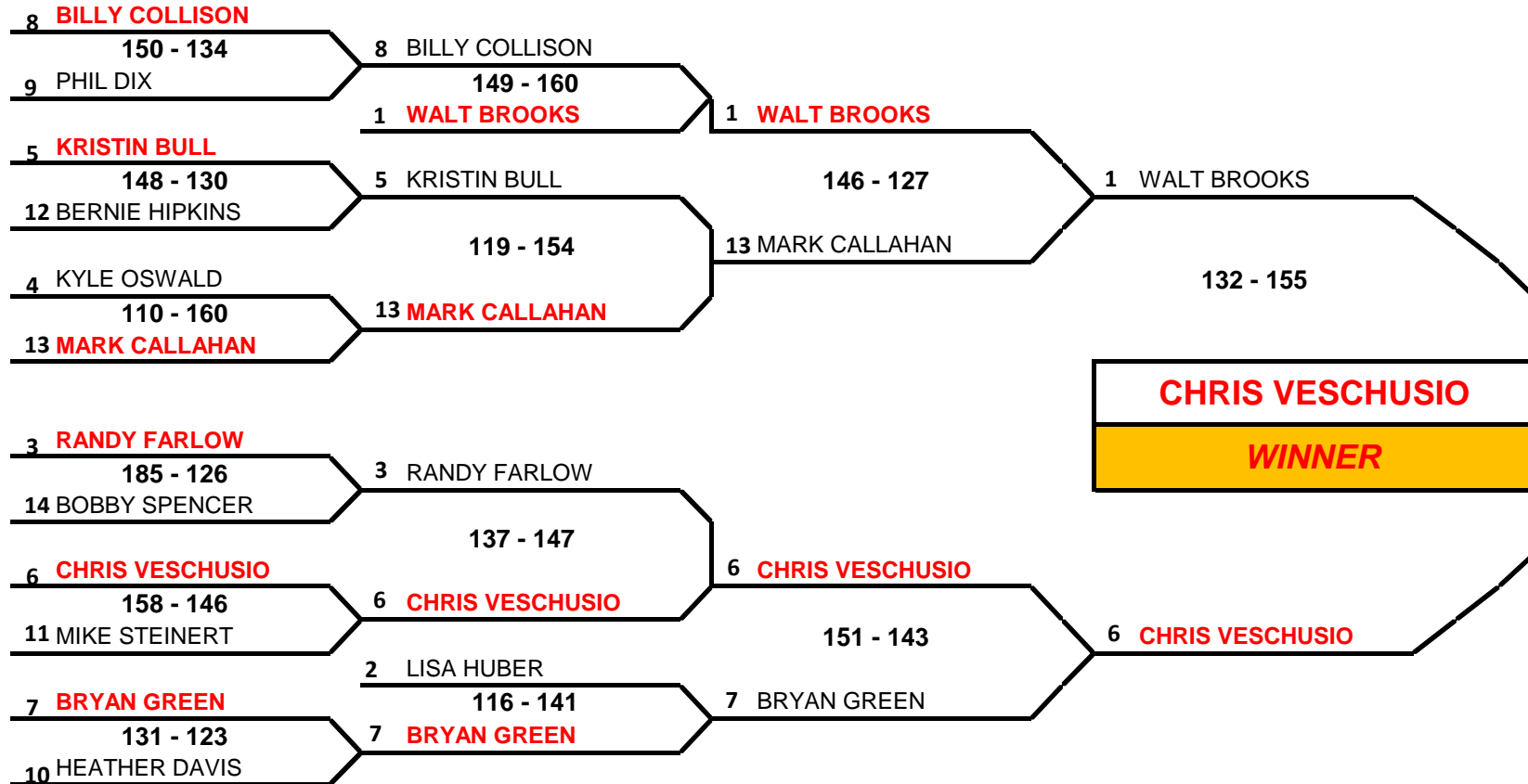
42 QUALIFIERS

TOP 2 from each Division make the Bracket

(6) Division Winners Seeded 1-6, (6) Division 2nd Place Seeded 7-12

	DIVISION WINNER	W-L	TP
DIV A	RANDY FARLOW	4-1	776
DIV B	CHRIS VESCHUSIO	4-1	708
DIV C	LISA HUBER	4-1	815
DIV D	WALT BROOKS	5-0	786
DIV E	BRYAN GREEN	4-1	706
DIV F	KYLE OSWALD	4-1	754
DIV G	KRISTIN BULL	4-1	725

	DIVISION 2ND PLACE	W-L	TP
	MARK CALLAHAN	3-2	740
	BILLY COLLISON	4-1	726
	BERNIE HIPKINS	3-2	759
	MIKE STEINERT	3-2	774
	PHIL DIX	4-1	689
	HEATHER DAVIS	4-1	637
	BOBBY SPENCER	3-2	613



POP WHITTEN PRO TOUR

2018-19 SEASON - STOP #2 @ PINLAND

Rank	Name	AVG	GM1	GM2	GM3	GM4	GM5	GM6	TOTAL	POA	BOY
1	FARLOW, RANDY	140	188	151	147	203	151	141	981	141	125
2	SCHRIEFER, BARRY	139	126	189	171	141	189	136	952	118	99
3	DOVE, DON	149	180	133	168	156	160	142	939	45	98
4	TRIPLETT, ROB	136	122	120	182	189	168	145	926	110	97
5	RUPERT, BUTCH	144	120	181	154	160	118	192	925	61	95.5
6	BIEDERMAN, JOHN	143	151	155	165	142	156	156	925	67	95.5
7	DEANTONIIS, JOHN	145	154	156	134	133	181	160	918	48	94
8	KLINGELHOFER, MARK	147	193	145	130	125	178	142	913	31	93
9	SAGHY, JASON	142	158	142	152	156	136	164	908	56	92
10	MCMILLEN, CINDY	128	133	196	140	172	118	147	906	138	91
11	SEARS, JOEY	144	157	125	121	166	170	162	901	37	90
12	SOUKUP, BILL	141	196	165	132	135	131	137	896	50	89
13	BROOKS, WALT	144	154	182	173	150	134	102	895	31	88
14	BERENDS, MARK	149	110	146	127	161	148	198	890	-4	87
15	ANASTASI, MATT	145	148	147	131	179	137	147	889	19	86
16	HARMEI, NICK	137	142	172	151	141	139	142	887	65	85
17	SANTUCCIO-WEVER, BRIAN	144	135	162	143	139	157	150	886	22	84
18	BULL, STEVE	135	137	143	146	148	151	158	883	73	83
19	HUBER, LISA	141	147	123	161	142	166	128	867	21	82
20	COLLISON, BILLY	141	137	165	155	149	138	121	865	19	81
21	COOK, CHUCK	136	136	176	115	164	138	131	860	44	80
22	RUTHVIN, JEREMY	137	162	124	126	138	152	155	857	35	79
23	BUCKINGHAM, MATT	142	176	112	135	172	116	143	854	2	78
24	GERHARD, ANDY	143	136	123	131	157	139	165	851	-7	77
	WEAVER, MICHAEL	141	153	149	127	121	159	140	849	3	75.5
34	WELLING, ANDY	135	133	152	151	137	139	137	849	39	75.5
	DIX, PHIL	143	130	122	140	168	137	151	848	-10	74
	SIMON, JAMES	141	158	115	136	154	159	122	844	-2	73
	HIPKINS, BERNIE	143	120	127	146	166	128	153	840	-18	72
	SAUTER, JASON	136	156	126	114	131	167	143	837	21	70.5
	HANLEY, ROB	143	126	139	157	155	140	120	837	-21	70.5
31	STADLER, TIM	128	143	132	122	123	153	162	835	67	69
	MCKINSEY, GARY	137	135	150	173	124	119	133	834	12	67.5
37	WEBB, GLENN	134	148	117	138	129	130	172	834	30	67.5
25	SMITH, BARRY	115	105	130	138	154	151	153	831	141	66
	MATHESON, WAYNE	144	156	111	142	136	141	144	830	-34	64.5
	HUBER, JOHN	143	144	129	138	143	123	153	830	-28	64.5
	MARINUCCI, MARIO	139	112	116	132	181	152	136	829	-5	63
	STEINERT, MIKE	143	129	141	138	125	142	148	823	-35	62
	RINEER, JOE	137	116	134	142	191	129	106	818	-4	61
32	SONDERMAN, BILL	127	108	173	109	168	144	115	817	55	60
	BEUCHERT, JOHN	133	141	134	147	148	113	128	811	13	59
33	MOSSBURG, PETE	126	153	120	139	137	130	130	809	53	58
	LIPKA, WAYNE	144	158	119	140	134	114	143	808	-56	57
	KING, BOB	134	149	117	141	120	149	130	806	2	56
27	SHAFFER, CHRIS	120	156	115	140	108	114	167	800	80	55
	ANASTASI, ANTHONY	136	109	133	157	141	123	134	797	-19	54
	PIVEC, KEN	132	137	127	149	119	119	143	794	2	53
	DEFRANCESCO, TONY	129	139	166	124	137	113	112	791	17	52
	GREEN, ROB	131	158	135	125	129	122	121	790	4	51
	DIX, EDDIE	137	124	123	157	113	144	126	787	-35	50
	SCHREIBMAN, FRANK	126	122	117	133	150	120	141	783	27	49

POP WHITTEN PRO TOUR

2018-19 SEASON - STOP #2 @ PINLAND

Rank	Name	AVG	GM1	GM2	GM3	GM4	GM5	GM6	TOTAL	POA	BOY
	GIBSON, KEVIN	132	113	136	124	145	107	157	782	-10	48
	LOCHSTAMPHOR, DONALD	136	98	139	158	119	130	136	780	-36	47
	GREEN, BRYAN	139	125	139	123	143	120	124	774	-60	46
	WISNIEWSKI, EDDIE	124	119	117	126	131	169	111	773	29	44.5
	KEEFER, ROB	139	103	142	148	149	101	130	773	-61	44.5
	LIPKA, KEITH	136	111	169	121	146	110	115	772	-44	43
26	SPIEGEL, MIKE	113	100	130	121	111	159	150	771	93	42
	WILLIAMS, TODD	160	132	115	123	129	127	141	767	-193	40.5
	STEINERT, MIKE JR	130	128	121	122	141	118	137	767	-13	40.5
	SUMMERVILLE, TOMMY	126	134	122	141	116	114	139	766	10	39
	WAGNER, FRANK	133	148	129	112	100	137	138	764	-34	38
29	WAGNER, FRANK JR	115	136	115	116	97	131	167	762	72	37
	ROTH, CHRIS	137	119	127	120	126	111	158	761	-61	36
	SMITH, DAN	138	137	128	141	108	114	132	760	-68	35
36	PALMER, BRAD	121	138	148	121	122	92	138	759	33	34
	ALTADONNA, KATHERINE	130	119	135	97	155	138	113	757	-23	33
	FRANCIS, MIKE	133	138	118	112	147	121	120	756	-42	32
30	LONG, BRANDON	114	112	159	130	124	92	138	755	71	31
	JOHNSON, GREG	123	152	114	98	126	132	132	754	16	29.5
	OSWALD, KYLE	123	127	115	130	126	137	119	754	16	29.5
	USILTON, CHRIS	126	104	127	125	137	142	118	753	-3	28
	BERTOLDI, MIKE	130	150	112	126	100	135	127	750	-30	27
	ELLIOTT, JOE	123	124	122	151	101	113	138	749	11	25.5
	WOLGAMUTH, SCOTT	142	133	127	131	131	120	107	749	-103	25.5
	SCHAEFFER, MIKE	127	148	119	103	123	101	152	746	-16	23.5
	ANASTASI, MARC	140	124	129	128	114	145	106	746	-94	23.5
	PHILLIPS, SCOTT	134	108	136	114	147	127	113	745	-59	21.5
	GREEN, STACIE	120	118	136	128	130	123	110	745	25	21.5
	SCHMIDT, RICHIE	137	114	105	123	121	158	121	742	-80	20
	COINER, JIMMIE	140	115	118	122	128	121	128	732	-108	19
35	DAVIS, HEATHER	115	115	125	123	148	104	109	724	34	18
	RINEER, ALYSON	123	119	140	153	117	94	100	723	-15	17
	CURRY, ALISON	119	135	112	106	159	100	110	722	8	16
	DODSON, SHAUN	126	128	121	129	133	105	100	716	-40	15
	SCHISLER, CHARLIE	124	113	112	111	107	139	132	714	-30	14
	PICKETT, STACEY	126	106	99	129	101	107	171	713	-43	13
	KERR, BRADY	115	116	120	126	112	94	135	703	13	12
28	TRICARIO, TAMMY	104	110	126	111	135	105	115	702	78	10.5
	DAVIES, ROGER	124	122	104	110	129	118	119	702	-42	10.5
	ROWLEY, STEVE	135	139	100	112	125	127	98	701	-109	8.5
	SPISAK, MIKE	116	95	115	132	102	127	130	701	5	8.5
	CASON, JEFF	127	151	93	147	99	113	96	699	-63	7
	TRIPLETT, BOB	113	120	119	130	96	121	108	694	16	6
	SCHREIBMAN, DUSTIN	114	120	95	118	123	121	108	685	1	5
	TIPTON, JACK	119	128	122	102	101	114	114	681	-33	5
	MAURER, STEPHEN	119	94	108	108	99	113	158	680	-34	5
	NEBINGER, MICHELLE	114	120	125	93	117	100	125	680	-4	5
	KASTANARAS, NICK	110	125	118	105	110	131	90	679	19	5
	FRANCIS, KATHY	118	111	128	107	114	115	103	678	-30	5
	FOLIO, JIM	120	108	110	111	97	117	130	673	-47	5
	MANDLEY, KAREN	121	89	114	97	127	122	115	664	-62	5
	KEITZ, BRIAN	119	108	111	96	101	113	129	658	-56	5

POP WHITTEN PRO TOUR

2018-19 SEASON - STOP #2 @ PINLAND

Rank	Name	AVG	GM1	GM2	GM3	GM4	GM5	GM6	TOTAL	POA	BOY
	WINKS, BEN	112	107	113	105	126	97	106	654	-18	5
	STOLLOF, TAYLOR	115	142	103	101	106	100	97	649	-41	5
	JEDNORSKI, BRIAN	124	123	126	119	103	85	91	647	-97	5
	WRIGHT, JOHN	124	104	114	87	127	102	111	645	-99	5
	PHILLIPS, GREG	105	101	105	97	107	109	126	645	15	5
	JOHNSON, TRAVELLE	132	135	130	152	111	116		644	-148	5
	HAYES, TRE	108	102	105	111	107	106	104	635	-13	5
	LEHR, KARL	110	89	114	111	103	95	99	611	-49	5
	STOLLOF, JENN	106	112	96	125	86	102	89	610	-26	5

PINS OVER AVERAGE:

	POA	TOTAL
25 SMITH, BARRY	141	831
26 SPIEGEL, MIKE	93	771
27 SHAFFER, CHRIS	80	800
28 TRICARIO, TAMMY	78	702
29 WAGNER, FRANK JR	72	762
30 LONG, BRANDON	71	755
31 STADLER, TIM	67	835
32 SONDERMAN, BILL	55	817
33 MOSSBURG, PETE	53	809
34 WELLING, ANDY	39	849
35 DAVIS, HEATHER	34	724
36 PALMER, BRAD	33	759

PINS OVER ALTERNATE:

	POA	TOTAL
37 WEBB, GLENN	30	834

POP WHITTEN PRO TOUR

2018-19 SEASON - STOP #2 @ PINLAND

DIVISION A		W-L	TP
	RANDY FARLOW	3-2	715 \$50
	ANDY GERHARD	3-2	683 WC
12	JASON SAGHY	3-2	646
9	MARK KLINGELHOFFER	2-3	811
6	NICK HARMEL	2-3	728
3	BRIAN SANTUCCO-WEVER	2-3	678

DIVISION B		W-L	TP
	BARRY SCHRIEFER	4-1	725 \$50
	CINDY MCMILLEN	3-2	709 WC
12	JOHN DEANTONIIS	3-2	743
9	MATT BUCKINGHAM	2-3	686
6	MATT ANASTASI	2-3	716
3	STEVE BULL	1-4	699

DIVISION C		W-L	TP
	DON DOVE	3-2	788 \$50
	JOHN BIEDERMAN	3-2	767 WC
12	JEREMY RUTHVIN	3-2	732
9	MARK BERENDS	2-3	741
6	LISA HUBER	2-3	725
3	JOEY SEARS	2-3	674

DIVISION D		W-L	TP
	BILLY COLLISON	4-1	740 \$50
	BUTCH RUPERT	3-2	679 WC
12	BILL SOUKUP	3-2	744
9	ROB TRIPLETT	2-3	682
6	CHUCK COOK	2-3	690
3	WALT BROOKS	1-4	700

DIVISION E		W-L	TP
	BILL SONDERMAN	4-1	689 \$50
	BRAD PALMER	3-2	631 WC
12	PETE MOSSBURG	3-2	614
9	FRANK WAGNER JR	3-2	590
6	BARRY SMITH	2-3	611
3	TAMMY TRICARIO	0-5	555

DIVISION F		W-L	TP
	ANDY WELLING	4-1	654 \$50
	BRNADON LONG	3-2	619 WC
12	HEATHER DAVIS	3-2	626
9	CHRIS SHAFFER	2-3	605
6	TIM STADLER	2-3	618
3	MIKE SPIEGEL	1-4	603

STRIKE BALL RESULTS	
All	JOHN BIEDERMAN NO
Half	ALYSON RINEER NO
All	CHRIS ROTH YES
Half	
All	MIKE STEINERT NO
Half	ANDY GERHARD NO

FREE ENTRY WINNERS	
MICHAEL SPISAK	
STEVE MAURER	
GREG PHILLIPS	
KYLE OSWALD	
GARY MCKINSEY	
EDDIE WISNIEWSKI	

BRACKET MATCHES			
ROUND 1			
8	CINDY MCMILLEN	122	\$190
9	ANDY GERHARD	132	

5	DON DOVE	181	
12	BRANDON LONG	104	\$190
6	RANDY FARLOW	155	
11	BRAD PALMER	117	\$190
7	JOHN BIEDERMAN	135	\$190
10	BUTCH RUPERT	142	

ROUND 2			
1	BILLY COLLISON	110	\$240
9	ANDY GERHARD	145	
4	ANDY WELLING	152	\$240
5	DON DOVE	161	
3	BILL SONDERMAN	123	\$240
6	RANDY FARLOW	159	

2	BARRY SCHRIEFER	154	
10	BUTCH RUPERT	148	\$240

SEMI-FINALS			
9	ANDY GERHARD	152	
5	DON DOVE	137	\$320

6	RANDY FARLOW	134	\$320
2	BARRY SCHRIEFER	167	

FINALS			
9	ANDY GERHARD	185	\$1,200
2	BARRY SCHRIEFER	150	\$600

ALTERNATES	
SCR	MICHAEL WEAVER
POA	GLENN WEBB

SCRATCH ALTERNATE ROLL-OFF	

POA ALTERNATE ROLL-OFF	

200 GAMES	
RANDY FARLOW	203

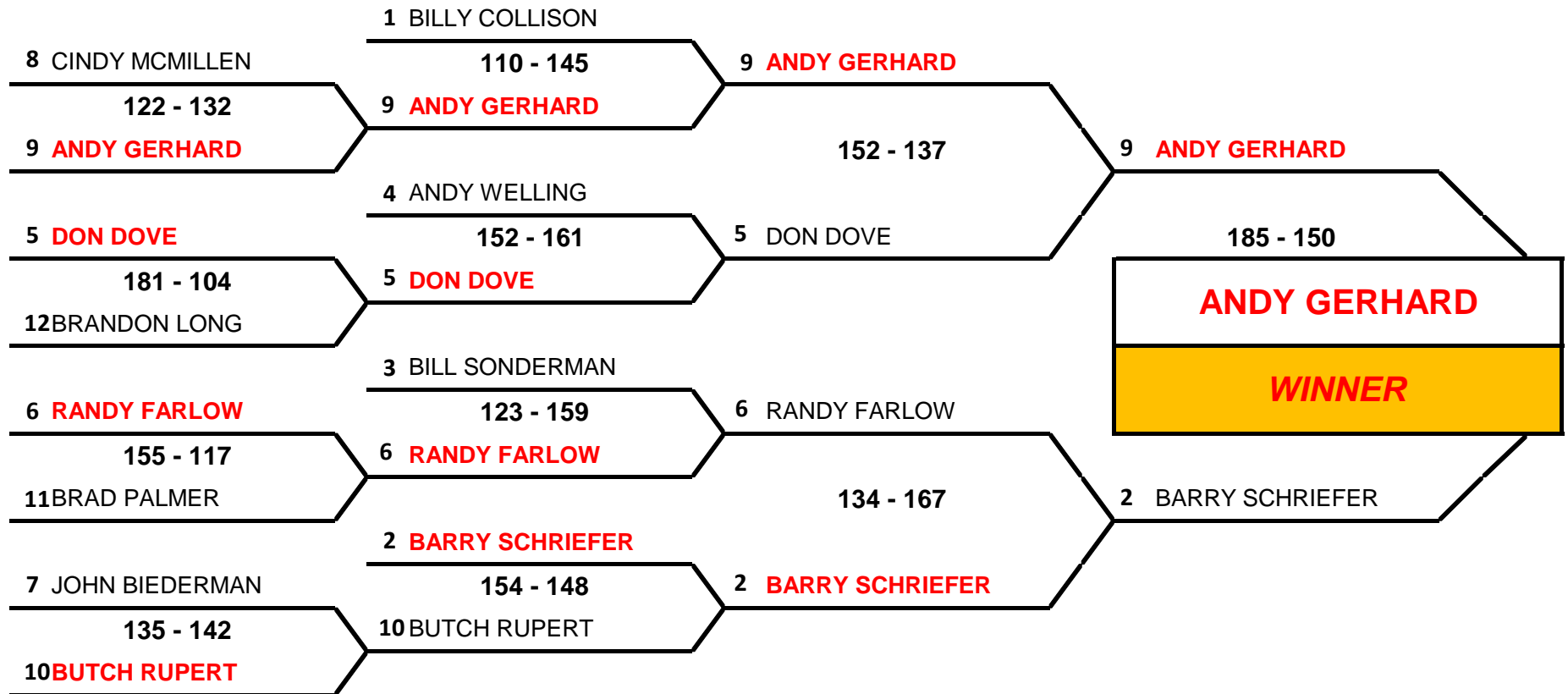
36 QUALIFIERS

TOP 2 from each Division make the Bracket

(6) Division Winners Seeded 1-6, (6) Division 2nd Place Seeded 7-12

	DIVISION WINNER	W-L	TP
DIV A	RANDY FARLOW	3-2	715
DIV B	BARRY SCHRIEFER	4-1	725
DIV C	DON DOVE	3-2	788
DIV D	BILLY COLLISON	4-1	740
DIV E	BILL SONDERMAN	4-1	689
DIV F	ANDY WELLING	4-1	654

	DIVISION 2ND PLACE	W-L	TP
	ANDY GERHARD	3-2	683
	CINDY MCMILLEN	3-2	709
	JOHN BIEDERMAN	3-2	767
	BUTCH RUPERT	3-2	679
	BRAD PALMER	3-2	631
	BRNADON LONG	3-2	619



POP WHITTEN PRO TOUR

2018-19 SEASON - STOP #3 @ SUITLAND BOWL

Rank	Name	AVG	GM1	GM2	GM3	GM4	GM5	GM6	TOTAL	POA	BOY
1	STEINERT, MIKE	143	128	159	155	174	161	154	931	73	125
2	MATHESON, WAYNE	144	152	146	182	178	137	128	923	59	99
3	SIMON, JAMES	141	171	132	197	122	134	152	908	62	98
4	DEANTONIIS, JOHN	145	155	159	145	144	160	140	903	33	97
5	WEAVER, MICHAEL	141	156	140	194	152	133	124	899	53	96
6	RUTHVIN, JEREMY	137	170	136	156	134	126	158	880	58	95
7	PISTORIO, ERIK	138	163	162	142	155	129	122	873	45	94
8	COINER, JIMMIE	140	117	114	140	163	158	177	869	29	93
9	ANASTASI, MATT	145	131	180	150	148	128	128	865	-5	92
10	PARIS, CHUCK	135	155	125	125	174	145	139	863	53	91
11	FARLOW, RANDY	146	116	137	133	130	169	177	862	-14	90
12	KLINGELHOFER, MARK	147	123	139	124	147	183	143	859	-23	88.5
13	RUPERT, BUTCH	141	132	146	155	137	165	124	859	13	88.5
14	SANTUCCIO-WEVER, BRIAN	144	192	116	111	192	145	102	858	-6	87
15	GERHARD, ANDY	143	156	144	116	162	150	127	855	-3	86
16	LIPKA, KEITH	136	126	139	123	178	164	122	852	36	85
17	BERENDS, MARK	149	118	171	146	150	123	143	851	-43	84
18	DUNNIGAN, ALEX	135	131	136	135	135	148	161	846	36	83
19	SCHREIFER, GREG	143	127	123	126	171	128	163	838	-20	82
20	COLLISON, BILLY	145	101	140	161	149	149	136	836	-34	81
21	WEBB, GLENN	134	151	135	134	163	120	131	834	30	79.5
22	BROOKS, WALT	149	144	119	154	141	137	139	834	-60	79.5
23	PHILLIPS, SCOTT	134	144	177	121	122	131	134	829	25	78
24	PENNY, LUCAS	142	131	125	173	163	127	109	828	-24	77
	BEUCHERT, JOHN	133	82	109	166	129	203	132	821	23	75.5
	BUCKINGHAM, MATT	142	142	126	129	131	161	132	821	-31	75.5
	JONES, DAVE	136	144	169	138	116	124	121	812	-4	73.5
	HICKS, CHUCK	134	134	151	101	133	144	149	812	8	73.5
	SAGHY, JASON	142	146	150	141	127	116	130	810	-42	72
	BALL, ERIC	132	131	144	134	129	132	137	807	15	71
	KEEFER, ROB	139	159	132	123	131	146	114	805	-29	70
	DIX, PHIL	143	187	134	127	121	114	119	802	-56	69
	CAMPBELL, ALLEN	129	129	153	145	115	140	117	799	25	68
28	SCHREIBMAN, FRANK	126	122	188	130	98	145	114	797	41	67
	HARMEL, NICK	137	141	124	125	131	130	145	796	-26	66
	DIX, EDDIE	137	156	123	162	111	96	141	789	-33	65
27	OSWALD, KYLE	123	111	129	159	129	138	120	786	48	64
	HIPKINS, BERNIE	143	149	109	123	149	128	126	784	-74	63
	ANASTASI, MARC	140	146	126	107	174	115	112	780	-60	62
31	RYKOWSKI, TIM	125	163	132	118	122	133	109	777	27	61
	STADLER, TIM	128	143	119	140	126	122	126	776	8	60
	ROTH, CHRIS	137	108	138	162	113	135	118	774	-48	58.5
	SCHEAFFER, MIKE	127	110	131	128	137	126	142	774	12	58.5
	ROWLEY, STEVE	135	129	124	147	116	144	113	773	-37	57
	MCKINSEY, GARY	137	116	139	119	111	164	121	770	-52	55.5
	OSBORNE, TOM	132	119	159	135	105	115	137	770	-22	55.5
	COOK, CHUCK	136	124	120	120	132	141	132	769	-47	54
	CALLAHAN, MARK	141	139	144	123	139	103	120	768	-78	53
	GUE, COLTON	148	125	125	184	103	112	118	767	-121	51.5
	OURSLEER, JAKE	125	114	122	101	182	118	130	767	17	51.5
	DODSON, SHAUN	126	137	136	142	115	118	117	765	9	50
	MCCLAY, DANI	137	124	112	102	162	114	148	762	-60	48.5

POP WHITTEN PRO TOUR

2018-19 SEASON - STOP #3 @ SUITLAND BOWL

Rank	Name	AVG	GM1	GM2	GM3	GM4	GM5	GM6	TOTAL	POA	BOY
	RICHARDSON, DAVE	138	120	117	119	146	147	113	762	-66	48.5
30	HAMMETT, MARK	121	153	105	128	121	138	111	756	30	46.5
	LOCHSTAMPHOR, DONALD	136	131	151	127	132	99	116	756	-60	46.5
	GREEN, BRYAN	139	126	133	140	113	103	138	753	-81	45
	MENDENHALL, ART	124	134	108	144	130	117	118	751	7	44
29	KEITZ, BRIAN	119	98	145	138	119	131	118	749	35	43
	JOHNSON, GREG	123	100	107	157	121	129	131	745	7	42
	MARINUCCI, MARIO	139	112	112	152	150	95	123	744	-90	41
	ANDERSON, DALTON	128	147	109	111	139	103	133	742	-26	40
	USILTON, CHRIS	126	117	103	145	127	125	124	741	-15	39
	PEGRAM, RAPHAEL	130	128	100	128	150	106	128	740	-40	38
	MOSSBURG, PETE	126	116	103	128	119	145	128	739	-17	37
	WANDER, DAVE	131	145	108	115	118	116	136	738	-48	36
	MCMILLEN, CINDY	128	102	126	133	123	120	131	735	-33	35
	LANCASTER, LEAH	130	111	109	125	130	136	121	732	-48	34
	CULPEPPER, JASON	131	140	127	106	101	132	123	729	-57	33
	STEWART, JUSTIN	129	126	127	128	125	108	114	728	-46	32
	PRIMOZIC, CHRIS	123	103	161	112	128	133	89	726	-12	31
	LIPKA, WAYNE	144	147	125	121	100	101	126	720	-144	30
	EDMONDS, EDDIE	124	120	113	124	106	113	143	719	-25	29
26	HAYES, TRE	108	112	123	133	95	119	133	715	67	28
	BOYCE, NICK	121	114	127	125	101	117	130	714	-12	27
	SCHMIDT, RICHIE	137	103	96	161	116	119	111	706	-116	26
	RINEER, ALYSON	123	117	105	125	149	108	101	705	-33	25
	PROCTOR, CHRISTINA	115	112	121	128	111	124	108	704	14	24
	ANASTASI, ANTHONY	136	117	102	110	104	143	126	702	-114	22.5
	ELLIOTT, JOE	123	118	123	119	110	118	114	702	-36	22.5
	TIPTON, JACK	119	103	117	134	111	109	124	698	-16	21
	SPENCER, BOBBY	115	132	157	115	98	100	93	695	5	20
	PALMER, BRAD	121	94	116	105	105	125	149	694	-32	19
	POTTS, DENNIS	119	95	106	122	102	109	149	683	-31	18
	COPPER, MIKE	116	98	125	130	105	109	110	677	-19	17
	MAURER, STEPHEN	119	137	105	102	98	109	123	674	-40	16
	DARLING, JIMMY	126	117	103	124	113	95	121	673	-83	14.5
	FELICIANO, JULIO	121	118	117	97	104	118	119	673	-53	14.5
25	SPENCER, CORI	99	120	121	120	97	97	110	665	71	13
	DAVIES, ROGER	124	103	128	112	94	116	107	660	-84	12
	LEHR, KARL	110	93	99	125	126	107	103	653	-7	10.5
	KERR, BRADY	115	107	110	105	119	104	108	653	-37	10.5
	SPIEGEL, MIKE	113	123	121	113	100	99	92	648	-30	9
	PROCTOR, CARRIE	109	98	102	109	110	125	92	636	-18	8
	SPISAK, MIKE	116	91	129	88	118	111	96	633	-63	7
	KASTANARAS, NICK	110	90	99	94	93	111	143	630	-30	6
	STOLLOF, TAYLOR	115	124	97	108	103	104	93	629	-61	5
	STOLLOF, JENN	106	120	84	86	109	107	95	601	-35	5
	PROCTOR, WAYNE	104	106	96	87	107	89	111	596	-28	5
	PHILLIPS, GREG	105	79	99	101	99	98	108	584	-46	5
	SEARS, JOEY	144	104	105					209	-655	5
									0	0	

PINS OVER AVERAGE:

POA TOTAL

POP WHITTEN PRO TOUR

2018-19 SEASON - STOP #3 @ SUITLAND BOWL

Rank	Name	AVG	GM1	GM2	GM3	GM4	GM5	GM6	TOTAL	POA	BOY
25	SPENCER, CORI	71		665							
26	HAYES, TRE	67		715							
27	OSWALD, KYLE	48		786							
28	SCHREIBMAN, FRANK	41		797							
29	KEITZ, BRIAN	35		749							
30	HAMMETT, MARK	30		756							
	PINS OVER ALTERNATE:		POA	TOTAL							
31	RYKOWSKI, TIM	27		777							

POP WHITTEN PRO TOUR

2018-19 SEASON - STOP #3 @ SUITLAND BOWL

DIVISION A		W-L	TP
	LUCAS PENNY	4-1	753 \$50
	MATT ANASTASI	4-1	741 WC
12	MIKE STEINERT	2-3	759 \$145
9	MARK BERENDS	2-3	685 \$140
6	KEITH LIPKA	2-3	675 \$135
3	JIMMIE COINER	1-4	654 \$130

DIVISION B		W-L	TP
	ANDY GERHARD	4-1	722 \$50
	CHUCK PARIS	4-1	688 WC
12	WAYNE MATHESON	3-2	696 \$145
9	ALEX DUNNIGAN	2-3	643 \$140
6	ERIK PISTORIO	2-3	638 \$135
3	SCOTT PHILLIPS	0-5	562 \$130

DIVISION C		W-L	TP
	BRIAN SANTUCCIO-WEVER	4-1	802 \$50
	WALT BROOKS	4-1	795 WC
12	RANDY FARLOW	4-1	791 \$145
9	JEREMY RUTHVIN	1-4	733 \$140
6	JAMES SIMON	1-4	660 \$135
3	GREG SCHRIEFER	1-4	637 \$130

DIVISION D		W-L	TP
	MICHAEL WEAVER	4-1	669 \$50
	JOHN DEANTONIIS	3-2	749 WC
12	GLENN WEBB	3-2	676 \$145
9	MARK KLINGELHOFER	3-2	668 \$140
6	BILLY COLLISON	1-4	651 \$135
3	BUTCH RUPERT	1-4	624 \$130

DIVISION E		W-L	TP
	MARK HAMMETT	5-0	605 \$50
	TIM RYKOWSKI	4-1	561 WC
12	FRANK SCHRIEBMAN	2-3	544 \$145
9	KYLE OSWALD	2-3	616 \$140
6	TRE HAYES	1-4	579 \$135
3	CORI SPENSER	1-4	521 \$130

SCRATCH ALTERNATE ROLL-OFF	
JOHN BEUCHERT	155
MATT BUCKINGHAM	150

ALTERNATES	
SCR	JOHN BEUCHERT
POA	BRIAN KEITZ (did not stay)

STRIKE BALL RESULTS		
All	ERIC BALL	
Half	MICHAEL WEAVER	
All	WALT BROOKS	WIN
Half		
All	DALTON ANDERSON	
Half	GREG PHILLIPS	

BRACKET MATCHES			
ROUND 1			
8	CHUCK PARIS	157	
9	TIM RYKOWSKI	143	\$210
7	MATT ANASTASI	200	
10	JOHN DEANTONIIS	161	\$210

ROUND 2			
1	MARK HAMMETT	123	
8	CHUCK PARIS	121	\$260
4	ANDY GERHARD	148	\$260
5	MICHAEL WEAVER	155	
3	LUCAS PENNY	132	\$260
6	WALT BROOKS	144	
2	BRIAN SANTUCCIO-WEVER	96	\$260
7	MATT ANASTASI	153	

SEMI-FINALS			
1	MARK HAMMETT	106	\$330
5	MICHAEL WEAVER	133	
6	WALT BROOKS	123	\$330
7	MATT ANASTASI	135	

FINALS			
5	MICHAEL WEAVER	149	\$1,200
7	MATT ANASTASI	122	\$600

POA ROLL-OFF			

FREE ENTRY WINNERS	
	CHUCK COOK
	CHUCK PARIS
	CINDY MCMILLEN
	MATT ANASTASI
	LUCAS PENNY

200 GAMES	
JOHN BEUCHERT	203
MATT ANASTASI	200

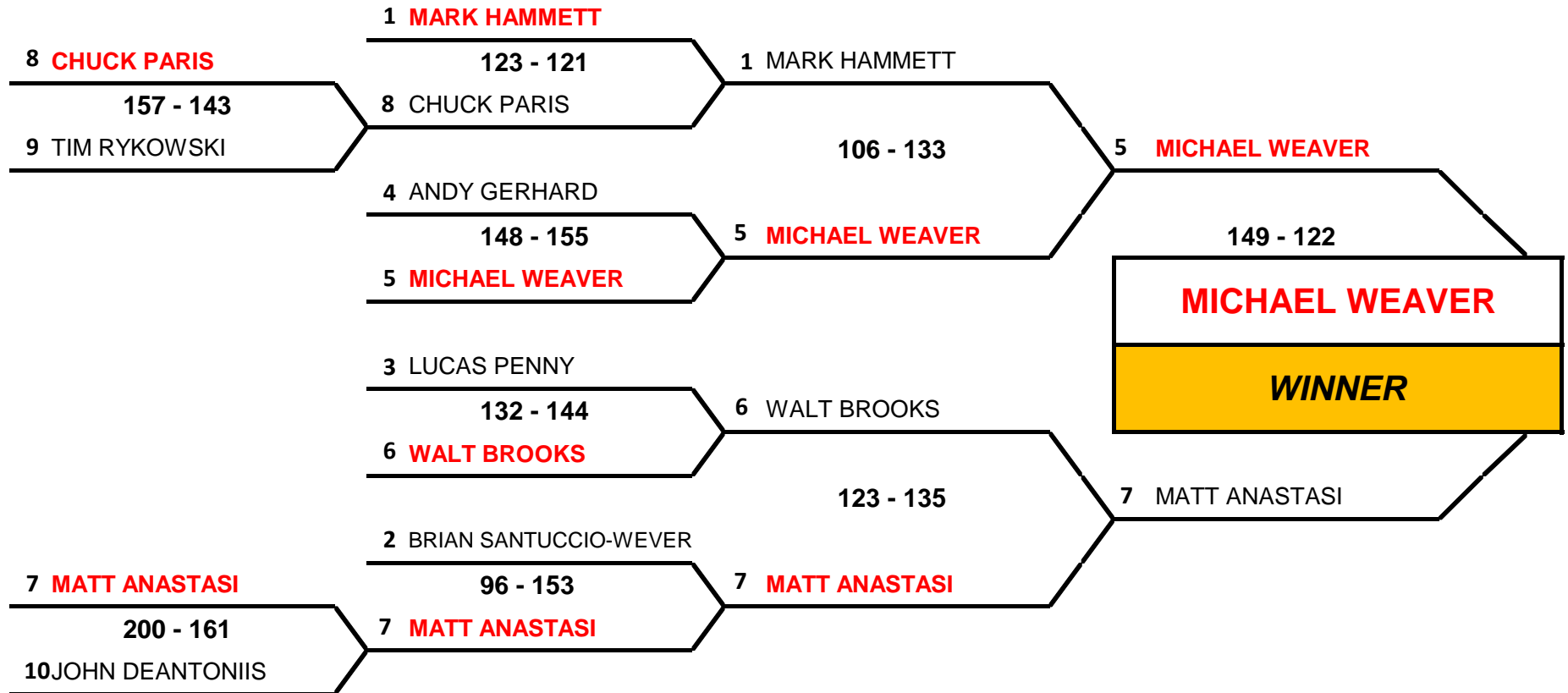
30 QUALIFIERS

TOP 2 from each Division make the Bracket

(5) Division Winners Seeded 1-5, (5) Division 2nd Place Seeded 6-10

	DIVISION WINNER	W-L	TP
DIV A	LUCAS PENNY	4-1	753
DIV B	ANDY GERHARD	4-1	722
DIV C	BRIAN SANTUCCIO-WEVER	4-1	802
DIV D	MICHAEL WEAVER	4-1	669
DIV E	MARK HAMMETT	5-0	605

	DIVISION 2ND PLACE	W-L	TP
	MATT ANASTASI	4-1	741
	CHUCK PARIS	4-1	688
	WALT BROOKS	4-1	795
	JOHN DEANTONIIS	3-2	749
	TIM RYKOWSKI	4-1	561



POP WHITTEN PRO TOUR

2018-19 SEASON - STOP #4 @ AMF DUNDALK

Rank	Name	AVG	GM1	GM2	GM3	GM4	GM5	GM6	TOTAL	POA	BOY
1	KLINGELHOFFER, MARK	146	201	155	200	174	115	137	982	106	125
2	ANASTASI, MATT	144	168	154	153	140	171	164	950	86	99
3	FARLOW, RANDY	146	190	136	163	137	123	197	946	70	98
4	BUCKINGHAM, MATT	137	148	115	158	175	155	189	940	118	97
5	DAVIS, JOHN JR	143	184	170	152	151	124	157	938	80	96
6	SMITH, BRUCE	145	117	168	197	133	152	168	935	65	95
7	LIPKA, WAYNE	144	182	151	185	107	168	133	926	62	93.5
8	DECK, ROB	134	156	170	127	161	157	155	926	122	93.5
9	KRUGER, CHRIS	142	164	135	136	152	136	199	922	70	92
10	KRUGER, MATT	143	137	151	157	108	150	206	909	51	91
11	BERENDS, MARK	145	136	160	147	120	154	191	908	38	90
12	PARIS, CHUCK	135	123	143	170	155	151	159	901	91	89
13	BANZHOFF, BRIAN	136	147	160	146	119	181	143	896	80	88
14	SIMON, JAMES	137	167	141	161	135	137	154	895	73	87
15	SCHMIDT, RICHIE	137	150	134	155	125	155	171	890	68	86
16	WILSON, JOHNNY	139	144	179	165	150	130	121	889	55	85
17	HIPKINS, BERNIE	144	166	119	121	195	163	119	883	19	84
18	PENNY, LUCAS	142	139	142	161	158	133	146	879	27	83
19	ANASTASI, ANTHONY	136	149	125	169	166	137	132	878	62	82
20	SCHRIEFER, BARRY	139	140	168	171	133	141	124	877	43	80.5
21	LIPKA, KEITH	136	126	157	159	142	133	160	877	61	80.5
22	PISTORIO, ERIK	138	142	124	173	186	134	114	873	45	78.5
23	HUBER, JOHN	143	155	128	136	147	160	147	873	15	78.5
24	DEANTONIIS, JOHN	150	130	104	171	189	146	131	871	-29	76.5
25	CALLAHAN, MARK	141	129	148	143	171	139	141	871	25	76.5
26	SANTUCCIO-WEVER, BRIAN	143	139	168	156	127	160	120	870	12	74.5
27	LOUTH, CHRIS	140	154	148	152	152	101	163	870	30	74.5
28	SANTOS, DYLAN	138	116	148	157	137	115	196	869	41	73
29	MCKINSEY, GARY	137	168	170	115	145	152	118	868	46	72
30	DOVE, DON	154	139	154	135	154	134	150	866	-58	71
	WOLGAMUTH, SCOTT	142	140	114	168	142	160	141	865	13	70
	MONTEIRO, LEO	140	133	135	155	142	171	126	862	22	69
	DIX, PHIL	139	163	146	119	152	137	139	856	22	68
46	HICKS, CHUCK	134	155	131	157	139	142	131	855	51	67
	WEAVER, MICHAEL	144	104	132	178	148	185	107	854	-10	66
	HUBER, LISA	146	183	140	112	128	136	154	853	-23	64.5
	COLLISON, BILLY	142	152	163	128	137	141	132	853	1	64.5
	COINER, JIMMIE	140	145	139	129	147	175	117	852	12	63
41	MAUK, SCOTT	131	110	161	141	116	172	151	851	65	62
36	MOSSBURG, PETE	128	127	137	168	115	149	153	849	81	61
32	SCHREIBMAN, FRANK	123	118	150	151	162	131	135	847	109	60
33	RYKOWSKI, TIM	125	109	140	147	114	150	186	846	96	58.5
	COOK, CHUCK	136	153	124	153	146	119	151	846	30	58.5
39	STEWART, JUSTIN	129	131	126	131	140	180	136	844	70	56.5
	STIENERT, MIKE	148	145	167	131	136	139	126	844	-44	56.5
48	JOHNSON, TRAVELLE	132	137	135	152	126	151	141	842	50	55
38	ANDERSON, DALTON	128	127	148	142	136	127	159	839	71	54
	KING, BOB	134	120	163	157	116	155	123	834	30	53
	BEUCHERT, JOHN	135	151	148	159	113	136	125	832	22	52
	GREEN, ROB	131	127	175	122	107	147	151	829	43	51
	STADLER, TIM	130	158	143	107	126	123	171	828	48	50
	JONES, DAVE	136	164	121	175	121	111	135	827	11	48.5

POP WHITTEN PRO TOUR

2018-19 SEASON - STOP #4 @ AMF DUNDALK

Rank	Name	AVG	GM1	GM2	GM3	GM4	GM5	GM6	TOTAL	POA	BOY
	TAYLOR, CJ	130	120	158	162	129	129	129	827	47	48.5
	RUTHVIN, JEREMY	142	133	138	140	170	123	121	825	-27	46.5
	SOUKUP, BILL	141	137	110	142	144	124	168	825	-21	46.5
	FRANCIS, JEFF	138	122	150	126	170	141	113	822	-6	44.5
	SCHRIEFER, GREG	143	147	132	167	134	126	116	822	-36	44.5
	OBER, DENNIS	134	149	110	132	126	151	148	816	12	43
	GERHARD, ANDY	143	120	145	146	111	114	179	815	-43	41.5
	RINALDI, PAT	131	142	177	141	106	119	130	815	29	41.5
	BULL, KRISTIN	130	137	156	150	119	94	158	814	34	40
	BROOKS, WALT	148	165	186	107	113	116	125	812	-76	39
34	SHAFFER, CHRIS	120	120	133	127	170	126	135	811	91	38
	YOWELL, ROB	135	149	145	147	132	122	115	810	0	37
	BULL, STEVE	135	119	102	134	128	177	149	809	-1	35
	CONNERS, STEVE	146	133	156	128	135	142	115	809	-67	35
	WELLING, ANDY	135	155	133	131	143	117	130	809	-1	35
48	USILTON, CHRIS	126	125	142	137	156	107	139	806	50	33
35	KEITZ, BRIAN	119	139	160	163	120	112	110	804	90	32
	TARR, CHRIS	126	135	135	131	123	157	122	803	47	30.5
	RICHARDSON, DAVE	138	156	128	133	136	145	105	803	-25	30.5
	VESCHUSIO, CHRIS	144	110	145	152	144	126	125	802	-62	29
	SUBOCK, BOB	133	159	134	141	96	135	136	801	3	28
	SCHAEFFER, MIKE	127	138	120	161	151	110	120	800	38	27
31	CHANEY, KASI	108	138	138	143	102	143	135	799	151	26
	KEEFER, ROB	139	173	124	103	136	145	116	797	-37	25
45	EDMONDS, EDDIE	124	128	113	138	148	153	116	796	52	24
	TURNER, BUDDY	135	115	131	132	161	154	102	795	-15	23
	LOCHSTAMPHOR, DONALD	136	152	147	117	130	119	128	793	-23	22
	GIBSON, KEVIN	132	123	141	123	174	115	116	792	0	20.5
	MCMILLEN, CINDY	133	145	130	138	135	111	133	792	-6	20.5
	MATHESON, WAYNE	147	94	148	150	126	125	148	791	-91	19
	GREEN, BRYAN	135	95	146	162	130	143	114	790	-20	17.5
	WEBB, GLENN	138	112	132	146	143	123	134	790	-38	17.5
	DODSON, SHAUN	126	118	121	159	117	114	159	788	32	15.5
	TRIPLETT, ROB	136	138	124	138	144	137	107	788	-28	15.5
	BRAYDEN, ROB	127	118	160	112	124	137	136	787	25	14
	ELLIOTT, JOE	123	106	162	131	131	139	117	786	48	12
	STOTTEMYER, DOUG	141	115	155	121	130	108	157	786	-60	12
	HARMEL, NICK	142	147	145	136	131	112	115	786	-66	12
	MCCLAY, DANI	137	111	125	177	157	107	108	785	-37	10
	HOLBROOK, RUBIN	134	136	109	138	165	117	112	777	-27	9
	BURDICK, GREG	140	129	125	126	112	116	168	776	-64	7.5
	CAMPBELL, ALLEN	129	145	153	106	121	131	120	776	2	7.5
	LANCASTER, LEAH	130	148	143	132	121	120	110	774	-6	6
	SUMMERVILLE, TOMMIE	126	121	117	152	107	141	132	770	14	5
	JOHNSON, GREG	123	129	123	148	104	150	114	768	30	5
	KISKIS, MIKE	127	133	118	128	129	107	152	767	5	5
37	WAGNER JR, FRANK	115	101	122	131	144	112	154	764	74	5
	BARRY, ROB	128	146	135	114	135	112	122	764	-4	5
	CASON, JEFF	127	116	112	146	115	136	134	759	-3	5
	STEINERT, MIKE JR	130	153	89	122	113	158	121	756	-24	5
	ANASTASI, MARC	140	119	132	112	133	141	118	755	-85	5
	PALMER, BRAD	121	104	133	111	146	118	142	754	28	5

POP WHITTEN PRO TOUR

2018-19 SEASON - STOP #4 @ AMF DUNDALK

Rank	Name	AVG	GM1	GM2	GM3	GM4	GM5	GM6	TOTAL	POA	BOY
43	COPPER, MIKE	116	138	125	127	109	128	127	754	58	5
	DAVIS, MARK	137	135	136	135	127	131	89	753	-69	5
	WANDER, DAVE	131	108	113	136	132	125	134	748	-38	5
	DAVIS, HEATHER	120	108	108	108	153	151	118	746	26	5
40	MOSSBURG, HEATHER	112	119	119	119	126	133	123	739	67	5
	ZOMBRO, CHARLIE	124	124	148	88	121	143	112	736	-8	5
	BUCKLER, MIKE	128	113	160	130	103	112	110	728	-40	5
	SHANKLE, DANIEL	114	133	131	130	116	114	104	728	44	5
46	WISNIEWSKI, GEORGE	112	89	109	115	155	133	122	723	51	5
42	CIEPIELA, JOSH	110	140	123	126	95	123	116	723	63	5
	DUNNIGAN, ALEX	135	110	126	105	113	152	115	721	-89	5
	PEGRAM, RAPHAEL	130	114	112	126	125	132	110	719	-61	5
	NIEDZWICKI, ANDREA	118	128	115	132	138	96	109	718	10	5
	FRANCIS, MIKE	133	96	114	123	127	127	129	716	-82	5
	ROTH, CHRIS	137	131	108	115	107	149	99	709	-113	5
	SCHISLER, CHARLIE	124	138	113	142	103	112	101	709	-35	5
	MANDLEY, KAREN	121	109	131	117	121	116	114	708	-18	5
	KASTANARAS, NICK	110	118	121	116	115	120	118	708	48	5
	SMITH, BARRY	115	119	135	122	108	100	119	703	13	5
	JOHNSON, JARED	125	124	113	122	110	123	110	702	-48	5
	NEBINGER, MICHELLE	114	134	107	97	85	138	140	701	17	5
	SAUTER, JASON	136	115	141	114	113	98	119	700	-116	5
	WILLIAMS, TODD	160	145	105	113	95	130	111	699	-261	5
	LEHR, KARL	110	110	101	117	163	101	104	696	36	5
	CURRY, ALLISON	119	133	107	108	89	113	143	693	-21	5
	BICKFORD, MELISSA	119	106	106	106	124	119	129	690	-24	5
	WINKS, BEN	112	97	102	126	119	138	107	689	17	5
	TRIPLETT, BOB	113	125	120	136	95	93	118	687	9	5
	LONG, BRANDON	114	109	99	116	106	111	145	686	2	5
	CAMPBELL, DANNY	112	121	111	115	120	119	100	686	14	5
	PICKETT, STACEY	126	114	118	128	100	127	98	685	-71	5
	RINEER, ALYSON	123	116	108	123	118	112	107	684	-54	5
	HAYES, TRE	112	107	109	112	110	115	129	682	10	5
	PORTS, JOHN	124	104	108	119	131	106	113	681	-63	5
	WISNIEWSKI, EDDIE	124	126	109	98	127	128	92	680	-64	5
	SCHREIBMAN, DUSTIN	114	113	123	113	81	121	128	679	-5	5
	NEBINGER, JEN	121	101	102	102	152	118	103	678	-48	5
	QUATTROCCHIE, DANIELLE	116	106	124	120	118	90	118	676	-20	5
	ROBINSON, ERC	112	136	98	126	105	122	88	675	3	5
	PHILLIPS, GREG	105	119	107	105	129	112	95	667	37	5
	LINDEMANN, MIKE	113	128	98	117	110	109	101	663	-15	5
	STOLLOF, JENN	106	146	93	96	105	96	126	662	26	5
	FRANCIS, KATHY	118	116	100	115	117	121	88	657	-51	5
	MAURER, STEPHEN	119	87	122	98	136	114	96	653	-61	5
	SPIEGEL, MIKE	118	114	92	130	108	96	110	650	-58	5
44	SPENCER, CORI	99	95	105	112	123	91	123	649	55	5
	TIPTON, JACK	119	92	128	104	97	112	99	632	-82	5
	KERR, BRADY	115	105	128	91	102	106	82	614	-76	5
	EWING, TONY	111	83	109	102	104	91	105	594	-72	5
	OSWALD, KYLE	128	120	116	121				357	-411	5

POP WHITTEN PRO TOUR

2018-19 SEASON - STOP #4 @ AMF DUNDALK

Rank	Name	AVG	GM1	GM2	GM3	GM4	GM5	GM6	TOTAL	POA	BOY
PINS OVER AVERAGE:		POA	TOTAL								
31	CHANEY, KASI	151	799								
32	SCHREIBMAN, FRANK	109	847								
33	RYKOWSKI, TIM	96	846								
34	SHAFFER, CHRIS	91	811								
35	KEITZ, BRIAN	90	804								
36	MOSSBURG, PETE	81	849								
37	WAGNER JR, FRANK	74	764								
38	ANDERSON, DALTON	71	839								
39	STEWART, JUSTIN	70	844								
40	MOSSBURG, HEATHER	67	739								
41	MAUK, SCOTT	65	851								
42	CIEPIELA, JOSH	63	723								
43	COPPER, MIKE	58	754								
44	SPENCER, CORI	55	649								
45	EDMONDS, EDDIE	52	796								
46	HICKS, CHUCK	51	855								
47	WISNIEWSKI, GEORGE	51	723								
48	JOHNSON, TRAVELLE	50	842								
PINS OVER ALTERNATE:		POA	TOTAL								
49	USILTON, CHRIS	50	806								

POP WHITTEN PRO TOUR

2018-19 SEASON - STOP #4 @ AMF DUNDALK

	DIVISION A	W-L	TP
15	MARK KLINGELHOFER		\$50
15	MATT KRUGER		WC
15	MARK BERENDS		
15	BARRY SCHRIEFER		
15	KEITH LIPKA		
15	DON DOVE		

	DIVISION B	W-L	TP
15	MATT ANASTASI		\$50
15	CHRIS KRUGER		WC
15	CHUCK PARIS		
15	ANTHONY ANASTASI		
15	ERIK PISTORIO		
15	GARY MCKINSEY		

	DIVISION C	W-L	TP
15	RANDY FARLOW		\$50
15	ROB DECK		WC
15	BRIAN BANZHOFF		
15	LUCAS PENNY		
15	JOHN HUBER		
15	DYLAN SANTOS		

	DIVISION D	W-L	TP
15	MATT BUCKINGHAM		\$50
15	WAYNE LIPKA		WC
15	JAMES SIMON		
15	BERNIE HIPKINS		
15	JOHN DEANTONIIS		
15	CHRIS LOUTH		

	DIVISION E	W-L	TP
15	JOHN DAVIS JR		\$50
15	BRUCE SMITH		WC
15	RICHIE SCHMIDT		
15	JOHNNY WILSON		
15	MARK CALLAHAN		
15	BRIAN SANTUCCIO-WEVER		

	DIVISION F	W-L	TP
15	KASI CHANEY		\$50
15	PETE MOSSBURG		WC
15	FRANK WAGNER JR		
15	JOSH CIEPIELA		
15	MIKE COPPER		
15	TRAVELLE JOHNSON		

	DIVISION G	W-L	TP
15	FRANK SCHREIBMAN		\$50
15	BRIAN KEITZ		WC
15	DALTON ANDERSON		
15	SCOTT MAUK		
15	CORI SPENCER		
15	GEORGE WISNIEWSKI		

	DIVISION H	W-L	TP
15	TIM RYKOWSKI		\$50
15	CHRIS SHAFFER		WC
15	JUSTIN STEWART		
15	HEATHER MOSSBURG		
15	EDDIE EDMONDS		
15	CHUCK HICKS		

ALTERNATES	
SCR	SCOTT WOLGAMUTH
POA	

POA ALTERNATE ROLL-OFF		
	TRAVELLE JOHNSON	
15	CHRIS USILTON	

SCRATCH ALTERNATE ROLL-OFF	

BRACKET MATCHES

ROUND 1		
1		
16		
8		
9		
5		
12		
4		
13		
3		
14		
6		
11		
7		
10		
2		
15		

ROUND 2		

SEMI-FINALS		

FINALS		

FREE ENTRY WINNERS	
BRIAN BANZHOFF	
JUSTIN STEWERT	
PAT RINALDI	
NICK HARMEL	
GREG JOHNSON	ROB DECK
KRISTIN BULL	NICK KASTANARAS

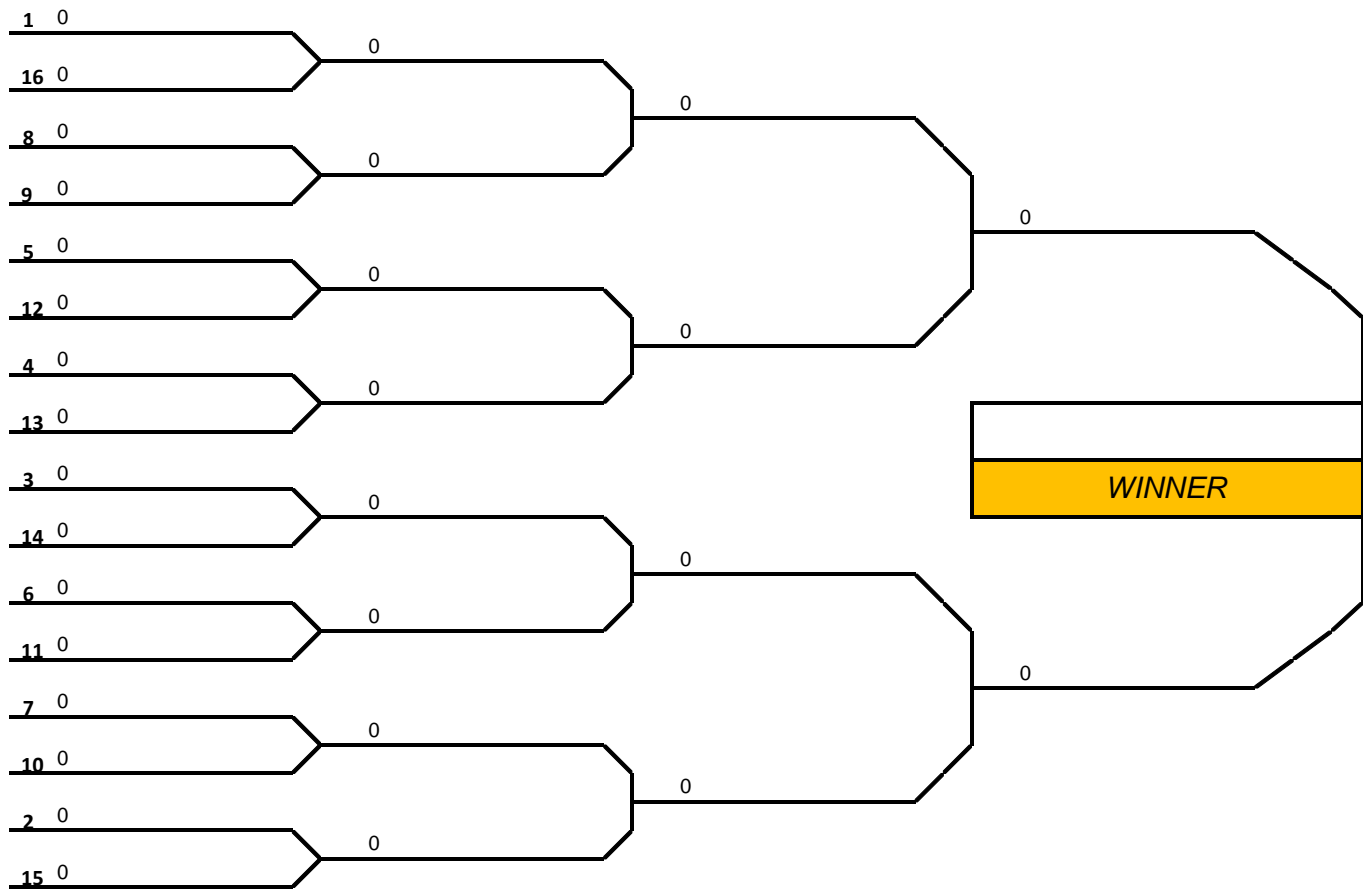
200 GAMES	
MATT KRUGER	206
MARK KLINGELHOFER	201
MARK KLINGELHOFER	200

STRIKE BALL RESULTS		
All	LUCAS PENNY	WIN
Half		
All	WALT BROOKS	NO
Half	RUBIN HOLBROOK	WIN
All	JARED JOHNSON	NO
Half	JASON SAUTER	NO

48 QUALIFIERS

TOP 2 from each Division make the Bracket
 (8) Division Winners Seeded 1-8, (8) Division 2nd Place Seeded 9-16

	DIVISION WINNER	W-L	TP	DIVISION 2ND PLACE	W-L	TP
DIV A	MARK KLINGELHOFER	0	0	MATT KRUGER	0	0
DIV B	MATT ANASTASI	0	0	CHRIS KRUGER	0	0
DIV C	RANDY FARLOW	0	0	ROB DECK	0	0
DIV D	MATT BUCKINGHAM	0	0	WAYNE LIPKA	0	0
DIV E	JOHN DAVIS JR	0	0	BRUCE SMITH	0	0
DIV F	KASI CHANEY	0	0	PETE MOSSBURG	0	0
DIV G	FRANK SCHREIBMAN	0	0	BRIAN KEITZ	0	0
DIV H	TIM RYKOWSKI	0	0	CHRIS SHAFFER	0	0



POP WHITTEN PRO TOUR

2018-19 SEASON - STOP #5 @ AMF SOUTHWEST

Rank	Name	AVG	GM1	GM2	GM3	GM4	GM5	GM6	TOTAL	POA	BOY
1	KLINGELHOFFER, MARK	149	132	164	138	203	150	154	941	47	125
2	SEARS, JOEY	144	144	182	131	184	145	150	936	72	99
3	MATHESON, WAYNE	145	111	172	180	132	184	153	932	62	98
4	DOVE, DON	152	148	176	190	112	143	162	931	19	96.5
5	MANN, JILL	137	153	154	158	132	157	177	931	109	96.5
6	BERENDS, MARK	145	168	125	145	156	185	137	916	46	95
7	ANASTASI, MARC	140	151	194	174	123	134	138	914	74	94
8	RUTHVIN, JEREMY	142	148	170	166	142	150	133	909	57	93
9	BROOKS, WALT	146	151	179	148	126	136	168	908	32	92
10	DEANTONIIS, JOHN	150	108	138	160	164	177	160	907	7	91
11	GERHARD, ANDY	142	129	158	134	171	140	170	902	50	90
12	SAUTER, JASON	137	159	162	189	140	144	107	901	79	89
13	TRIPLETT JR, ROB	140	153	163	155	129	153	144	897	57	88
14	DAVIS, JOHN JR	143	119	165	146	187	136	141	894	36	86.5
15	THOMAS, BILLY	141	173	157	121	176	125	142	894	48	86.5
16	GUE, COLTON	148	137	133	176	153	143	148	890	2	84.5
17	JONES, DAVE	136	149	116	126	174	161	164	890	74	84.5
18	SUBOCK, BOB	133	152	145	101	166	170	150	884	86	82.5
19	HARME, NICK	140	134	152	137	151	140	170	884	44	82.5
20	SMITH, BRUCE	145	122	130	176	141	153	159	881	11	81
21	STADLER, TIM	132	137	156	128	182	141	129	873	81	80
22	HIPKINS, BERNIE	144	137	138	132	135	161	165	868	4	79
23	BULL, KRISTIN	130	148	140	126	156	143	152	865	85	78
24	HICKS, CHUCK	139	143	153	174	131	118	145	864	30	76.5
25	VESCHUSIO, CHRIS	144	138	122	147	151	161	145	864	0	76.5
26	BUCKINGHAM, MATT	141	142	141	149	168	104	158	862	16	75
27	SOUKUP, BILL	141	161	119	147	145	137	151	860	14	74
28	TAYLOR, CJ	130	130	140	165	162	128	134	859	79	72
29	SAGHY, JASON	137	161	141	163	123	127	144	859	37	72
30	GREEN, BRYAN	134	133	160	138	163	144	121	859	55	72
33	TARR, CHRIS	126	124	118	153	134	166	162	857	101	70
	BURDICK, GREG	140	161	151	134	121	153	136	856	16	69
	HUBER, LISA	146	161	135	157	119	130	152	854	-22	68
32	MENDENHALL, ART	124	106	160	134	148	147	158	853	109	67
	HUFFMAN, ANDY	135	139	113	148	135	133	183	851	41	65.5
	CASTIGLIONI, CHRIS	138	131	174	132	148	139	127	851	23	65.5
	KRUGER, CHRIS	142	128	123	143	153	146	155	848	-4	64
38	RYKOWSKI, TIM	127	190	139	135	149	117	116	846	84	62.5
	SANTOS, DYLAN	138	141	162	135	141	128	139	846	18	62.5
	HUBER, JOHN	145	167	118	145	143	146	126	845	-25	61
34	WISNIEWSKI, EDDIE	124	139	131	136	148	145	145	844	100	60
46	PHILLIPS, SCOTT	129	165	102	95	128	176	177	843	69	58.5
	LIPKA, KEITH	138	122	144	151	166	140	120	843	15	58.5
	WOLGAMUTH, SCOTT	142	152	122	171	122	154	121	842	-10	56.5
43	OSWALD, KYLE	128	130	143	156	118	139	156	842	74	56.5
45	BARRY, ROB	128	130	134	183	107	125	162	841	73	55
31	OWENS, ZACK	121	126	138	150	174	140	111	839	113	53.5
	COLLISON, BILLY	142	125	136	134	156	133	155	839	-13	53.5
	LIPKA, WAYNE	144	135	143	111	162	128	158	837	-27	52
	FRANCIS, JEFF	138	130	158	134	150	129	134	835	7	51
40	PICKETT, STACEY	126	149	147	136	132	162	108	834	78	49.5
	STEINERT, MIKE SR	147	127	141	154	131	139	142	834	-48	49.5

POP WHITTEN PRO TOUR

2018-19 SEASON - STOP #5 @ AMF SOUTHWEST

Rank	Name	AVG	GM1	GM2	GM3	GM4	GM5	GM6	TOTAL	POA	BOY
	JOHNSON, TRAVELLE	132	120	142	169	129	126	147	833	41	48
	COINER, JIMMIE	135	140	190	130	104	137	127	828	18	46.5
	DIX, PHIL	140	132	134	120	126	175	141	828	-12	46.5
	KING, BOB	134	115	145	141	108	152	166	827	23	45
	BANZHOFF, BRIAN	136	126	129	179	126	121	145	826	10	44
	MCCLAY, DANI	133	149	118	151	147	142	118	825	27	43
35	FELICIANO, JULIO	121	166	162	94	168	130	102	822	96	41.5
47	USLITON, CHRIS	126	121	126	123	153	145	154	822	66	41.5
	WELLING, ANDY	134	169	120	139	109	148	136	821	17	39
	GIBSON, KEVIN	132	122	153	125	161	131	129	821	29	39
	TURNER, BUDDY	135	142	142	139	160	121	117	821	11	39
42	JOHNSON, GREG	124	122	111	159	110	156	161	819	75	37
	SIMON, JAMES	140	108	156	103	141	133	176	817	-23	36
	SCHAEFFER, MIKE	127	130	130	120	135	144	156	815	53	34.5
	SCHMIDT, RICHIE	132	115	143	153	127	122	155	815	23	34.5
	DIX, EDDIE	137	114	151	131	157	123	137	813	-9	32.5
	SANTUCCIO-WEVER, BRIAN	143	132	143	150	121	142	125	813	-45	32.5
	ROTH, CHRIS	132	173	126	131	114	133	130	807	15	31
	MAUK, SCOTT	131	129	122	136	141	144	134	806	20	30
	WAGNER, FRANK	133	129	122	129	153	124	148	805	7	29
	BUTTON, ERIC	131	110	114	135	135	158	152	804	18	28
	FARLOW, RANDY	146	130	137	120	144	162	110	803	-73	26.5
	BULL, STEVE	140	158	110	123	117	148	147	803	-37	26.5
	MCMILLEN, CINDY	133	158	172	142	98	125	100	795	-3	24.5
	HOLBROOK, RUBIN	134	108	139	110	172	127	139	795	-9	24.5
	BIEDERMAN, JOHN	143	123	117	130	152	146	126	794	-64	23
	DECK, ROB	134	155	119	139	126	128	126	793	-11	21.5
	CASON, JEFF	127	144	149	117	135	124	124	793	31	21.5
	WEAVER, MICHAEL	143	176	113	118	120	140	125	792	-66	19
	OBER, DENNIS	134	145	125	135	150	107	130	792	-12	19
	KISKIS, MIKE	127	121	146	114	149	131	131	792	30	19
39	NIEDZWICKI, ANDREA	118	165	112	112	132	147	122	790	82	16.5
	BERTOLDI, MIKE	130	149	116	136	128	129	132	790	10	16.5
	DODSON, SHAUN	126	134	193	117	119	116	106	785	29	15
	COOK, CHUCK	137	135	134	129	139	126	121	784	-38	14
	KRUGER, MATT	143	126	157	138	116	111	135	783	-75	13
37	COPPER, MIKE	116	120	118	104	179	143	118	782	86	11.5
	RINEER, ALYSON	123	119	149	141	122	146	105	782	44	11.5
	HARWOOD, CHRIS	131	120	115	119	154	133	138	779	-7	10
	DAVIS, HEATHER	120	139	127	143	129	137	102	777	57	9
	MANNIS, MIKE	143	137	121	158	129	110	120	775	-83	8
	PARIS, CHUCK	140	117	125	115	131	133	153	774	-66	6
	CALLAHAN, MARK	141	130	151	133	133	118	109	774	-72	6
	YOWELL, ROB	135	143	133	118	147	131	102	774	-36	6
	ELLIOTT, JOE	123	124	131	107	147	117	147	773	35	5
	LANCASTER, LEAH	130	140	106	116	140	125	144	771	-9	5
	STYLES, BRIAN	140	144	120	125	118	133	130	770	-70	5
	DUNNIGAN, ALEX	132	104	140	133	114	150	128	769	-23	5
	ANASTASI, MATT	147	131	123	111	134	158	109	766	-116	5
36	VINSON, SHAWN	112	103	111	163	110	133	145	765	93	5
	WRIGHT, JOHN	124	114	142	108	111	158	130	763	19	5
	MCKINSEY, GARY	137	147	129	147	108	117	115	763	-59	5

POP WHITTEN PRO TOUR

2018-19 SEASON - STOP #5 @ AMF SOUTHWEST

Rank	Name	AVG	GM1	GM2	GM3	GM4	GM5	GM6	TOTAL	POA	BOY
	LOCHSTAMPHOR, DONALD	131	128	132	143	121	114	123	761	-25	5
	GREEN, ROB	131	139	102	126	144	124	124	759	-27	5
43	ZOMBRO, CHARLIE SR	114	140	134	135	118	107	124	758	74	5
49	QUATTROCCHIE, DANIELLE	116	114	116	116	119	127	162	754	58	5
	BUCKLER, MIKE	128	124	134	133	127	118	118	754	-14	5
	JOHNSON, JARED	125	106	138	124	161	98	122	749	-1	5
	KLINGELHOFER, RENAE	127	107	122	139	138	138	104	748	-14	5
	BRAYDEN, ROB	127	91	123	136	139	132	126	747	-15	5
	ANASTASI, ANTHONY	133	123	105	138	138	109	134	747	-51	5
	MCALLISTER, MIKE	122	137	108	105	128	153	113	744	12	5
41	EWING, TONY	111	112	141	112	129	129	119	742	76	5
	OURSLEER, JAKE	125	100	157	139	118	109	117	740	-10	5
	MARTINELLI, SHAWN	122	108	109	115	142	131	135	740	8	5
47	ROBINSON, ERIC	112	123	115	128	126	117	129	738	66	5
	RINEER, JOE	137	147	108	127	123	102	125	732	-90	5
	CREW, RON	125	92	142	101	129	137	129	730	-20	5
	EDMONDS, EDDIE	124	127	133	141	110	109	109	729	-15	5
	NEBINGER, JEN	121	111	123	117	122	136	120	729	3	5
	ADAMS, ADRIANNE	118	98	104	103	136	160	127	728	20	5
	WAGNER, FRANK JR	120	149	112	120	134	101	109	725	5	5
	BARNES, ALEX	140	147	102	132	122	125	95	723	-117	5
	ANDERSON, DALTON	128	101	120	133	105	121	141	721	-47	5
	NEBINGER, MICHELLE	119	131	108	115	121	105	134	714	0	5
	RINALDI, PAT	131	102	132	136	101	126	115	712	-74	5
	ZOMBRO, CHARLIE	124	113	134	108	125	113	117	710	-34	5
	PORTS, JOHN	124	105	112	132	112	131	117	709	-35	5
	SPIEGEL, MIKE	116	113	121	156	113	98	106	707	11	5
	WISNIEWSKI, GEORGE	112	123	103	136	127	123	94	706	34	5
	WINKS, BEN	112	123	102	130	113	112	125	705	33	5
	MATHESON SR, WAYNE	124	113	127	105	123	125	112	705	-39	5
	STOLLOF, TAYLOR	115	130	106	134	101	93	138	702	12	5
	BEUCHERT, JOHN	136	93	116	141	145	102	102	699	-117	5
	KASTANARAS, NICK	110	98	125	135	118	106	117	699	39	5
	KERR, CANDY	122	113	106	125	134	125	96	699	-33	5
	FISH, RYAN	117	114	149	105	89	139	101	697	-5	5
	STEWART, JUSTIN	129	144	102	113	116	117	101	693	-81	5
	CIEPIELA, JOSH	110	123	94	123	109	115	124	688	28	5
	SHATZER, DOUG	123	134	97	109	110	116	115	681	-57	5
	MOSSBURG, PETE	130	124	123	114	110	101	109	681	-99	5
	CAMPBELL, DANNY	112	122	113	99	110	123	114	681	9	5
	PALMER, BRAD	123	118	110	117	112	100	120	677	-61	5
	MOSSBURG, HEATHER	112	86	105	117	119	146	103	676	4	5
	QUATTROCCHIE, CHUCK	121	104	112	136	102	101	119	674	-52	5
	TIPTON, JACK	119	115	118	132	99	92	110	666	-48	5
	NEWBILL, BRIAN	118	140	97	93	106	98	131	665	-43	5
	SPISAK, MIKE	116	104	107	145	119	109	78	662	-34	5
	WYNKOOP, GEORGE	160	104	113	81	89	133	132	652	-308	5
	LEHR, KARL	109	98	96	115	132	88	122	651	-3	5
	STOLLOF, JENN	102	128	93	115	100	106	109	651	39	5
	MAURER, STEVEN	119	111	115	109	124	87	98	644	-70	5
	HALLER, KEITH	118	110	110	107	117	112	88	644	-64	5
	HALLER, MATT	105	114	107	90	131	105	94	641	11	5

POP WHITTEN PRO TOUR

2018-19 SEASON - STOP #5 @ AMF SOUTHWEST

Rank	Name	AVG	GM1	GM2	GM3	GM4	GM5	GM6	TOTAL	POA	BOY
	JEDNORSKI, BRIAN	124	122	127	90	102	101	99	641	-103	5
	LONG, BRANDON	119	106	104	113	109	100	95	627	-87	5
	PHILLIPS, GREG	104	97	97	137	93	86	105	615	-9	5
	SMITH, BARRY	120	106	105	118	86	96	97	608	-112	5
									0	0	
									0	0	

PINS OVER AVERAGE:

	POA	TOTAL
31 OWENS, ZACK	113	839
32 MENDENHALL, ART	109	853
33 TARR, CHRIS	101	857
34 WISNIEWSKI, EDDIE	100	844
35 FELICIANO, JULIO	96	822
36 VINSON, SHAWN	93	765
37 COPPER, MIKE	86	782
38 RYKOWSKI, TIM	84	846
39 NIEDZWICKI, ANDREA	82	790
40 PICKETT, STACEY	78	834
41 EWING, TONY	76	742
42 JOHNSON, GREG	75	819
43 OSWALD, KYLE	74	842
44 ZOMBRO, CHARLIE SR	74	758
45 BARRY, ROB	73	841
46 PHILLIPS, SCOTT	69	843
47 USLITON, CHRIS	66	822
48 ROBINSON, ERIC	66	738

PINS OVER ALTERNATE:

	POA	TOTAL
49 QUATTROCCHIE, DANIELLE	58	754

POP WHITTEN PRO TOUR

2018-19 SEASON - STOP #5 @ AMF SOUTHWEST

DIVISION A		W-L	TP	
	ANDY GERHARD	4-1	722	\$50
	JOHN DEANTONIIS	3-2	684	WC
12	BRYAN GREEN	3-2	713	\$145
9	BRUCE SMITH	2-3	755	\$140
6	MARK KLINGELHOFFER	2-3	714	\$135
3	TIM STADLER	1-4	612	\$130

DIVISION B		W-L	TP	
	BERNIE HIPKINS	5-0	736	\$50
	JASON SAGHY	4-1	732	WC
12	JOEY SEARS	3-2	739	\$145
9	WALT BROOKS	2-3	690	\$140
6	NICK HARMEL	1-4	661	\$135
3	JASON SAUTER	0-5	580	\$130

DIVISION C		W-L	TP	
	ROB TRIPLETT	4-1	713	\$50
	JEREMY RUTHVIN	4-1	710	WC
12	CJ TAYLOR	3-2	645	\$145
9	BOB SUBOCK	2-3	700	\$140
6	WAYNE MATHESON	2-3	690	\$135
3	KRISTIN BULL	0-5	661	\$130

DIVISION D		W-L	TP	
	JOHN DAVIS JR	5-0	742	\$50
	MARC ANASTASI	4-1	739	WC
12	BILL SOUKUP	3-2	701	\$145
9	CHUCK HICKS	2-3	666	\$140
6	DON DOVE	1-4	717	\$135
3	DAVE JONES	0-5	662	\$130

DIVISION E		W-L	TP	
	BILLY THOMAS	5-0	798	\$50
	COLTON GUE	3-2	822	WC
12	MATT BUCKINGHAM	3-2	702	\$145
9	MARK BERENDS	2-3	734	\$140
6	CHRIS VESCHUSIO	1-4	721	\$135
3	JILL MANNS	1-4	736	\$130

DIVISION F		W-L	TP	
	ZACH OWENS	5-0	699	\$50
	KYLE OSWALD	3-2	662	WC
12	SHAWN VINSON	3-2	650	\$145
9	MIKE COPPER	2-3	637	\$140
6	ERIC ROBINSON	1-4	597	\$135
3	GREG JOHNSON	1-4	620	\$130

DIVISION G		W-L	TP	
	ART MENDENHALL	5-0	640	\$50
	TIM RYKOWSKI	4-1	633	WC
12	JULIO FELICIANO	2-3	515	\$145
9	CHRIS USILTON	2-3	622	\$140
6	CHARLIE ZOMBRO SR	1-4	554	\$135
3	TONY EWING	1-4	563	\$130

DIVISION H		W-L	TP	
	ANDREA NIEDZWICKI	5-0	687	\$50
	EDDIE WISNIEWSKI	3-2	634	WC
12	CHRIS TARR	2-3	664	\$145
9	SCOTT PHILLIPS	2-3	640	\$140
6	STACEY PICKETT	2-3	629	\$135
3	ROB BARRY	1-4	588	\$130

ALTERNATES	
SCR	GREG BURDICK
POA	DANIELLE QUATTROCCHIE

POA ALTERNATE ROLL-OFF	

SCRATCH ALTERNATE ROLL-OFF	

BRACKET MATCHES

ROUND 1		
1	BILLY THOMAS	160
16	EDDIE WISNIEWSKI	112 \$220

8	ROB TRIPLETT	151
9	MARC ANASTASI	106 \$220

5	ANDREA NIEDZWICKI	138
12	TIM RYKOWSKI	112 \$220

4	ZACH OWENS	146
13	COLTON GUE	136 \$220

3	BERNIE HIPKINS	128 \$220
14	JOHN DEANTONIIS	173

6	ART MENDENHALL	141
11	JEREMY RUTHVIN	132 \$220

7	ANDY GERHARD	138 \$220
10	JASON SAGHY	146

2	JOHN DAVIS JR	144
15	KYLE OSWALD	121 \$220

ROUND 2		
1	BILLY THOMAS	148 \$320
8	ROB TRIPLETT	152

5	ANDREA NIEDZWICKI	148
4	ZACH OWENS	117 \$320

14	JOHN DEANTONIIS	125 \$320
6	ART MENDENHALL	133

10	JASON SAGHY	166
2	JOHN DAVIS JR	135 \$320

SEMI-FINALS		
8	ROB TRIPLETT	135
5	ANDREA NIEDZWICKI	113 \$460

6	ART MENDENHALL	168
10	JASON SAGHY	119 \$460

FINALS		
8	ROB TRIPLETT	137 \$800
6	ART MENDENHALL	152 \$1,600

FREE ENTRY WINNERS	
RANDY FARLOW TONY EWING x2	
BERNIE HIPKINS	
ANDREA NIEDZWICKI	
KEITH HALLER MATT KRUGER	
KRISTIN BULL	
MATT ANASTASI	

200 GAMES	
MARK KLINGELHOFFER	203

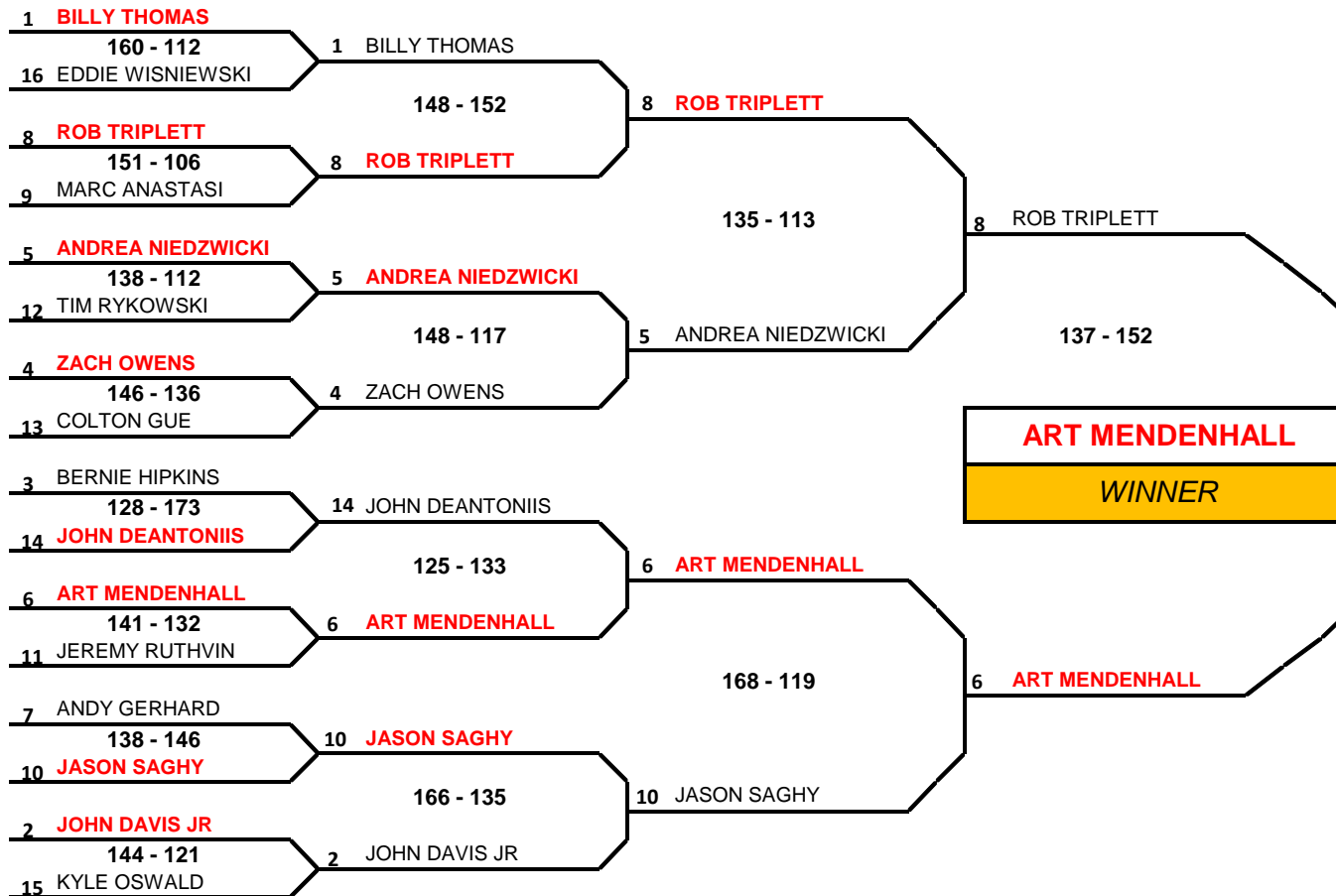
STRIKE BALL RESULTS	
All	MARC ANASTASI WIN
Half	
All	BARRY SMITH X
Half	DON DOVE X
All	JIMMIE COINER WIN
Half	

48 QUALIFIERS

TOP 2 from each Division make the Bracket

(8) Division Winners Seeded 1-8, (8) Division 2nd Place Seeded 9-16

	DIVISION WINNER	W-L	TP	DIVISION 2ND PLACE	W-L	TP
DIV A	ANDY GERHARD	4-1	722	JOHN DEANTONIIS	3-2	684
DIV B	BERNIE HIPKINS	5-0	736	JASON SAGHY	4-1	732
DIV C	ROB TRIPLETT	4-1	713	JEREMY RUTHVIN	4-1	710
DIV D	JOHN DAVIS JR	5-0	742	MARC ANASTASI	4-1	739
DIV E	BILLY THOMAS	5-0	798	COLTON GUE	3-2	822
DIV F	ZACH OWENS	5-0	699	KYLE OSWALD	3-2	662
DIV G	ART MENDENHALL	5-0	640	TIM RYKOWSKI	4-1	633
DIV H	ANDREA NIEDZWICKI	5-0	687	EDDIE WISNIEWSKI	3-2	634



POP WHITTEN PRO TOUR

2018-19 SEASON - STOP #6 @ PINLAND

Rank	Name	AVG	GM1	GM2	GM3	GM4	GM5	GM6	TOTAL	POA	BOY
1	MATHESON, WAYNE	145	179	150	132	143	166	159	929	59	125
2	BARNES, ALEX	140	153	157	135	202	146	122	915	75	99
3	LOCHSTAMPHOR, DONALD	131	155	153	153	157	142	150	910	124	98
4	FARLOW, RANDY	145	142	179	145	150	154	134	904	34	97
5	PENNY, LUCAS	142	140	142	176	145	169	121	893	41	96
6	LIPKA, WAYNE	139	145	157	156	153	127	153	891	57	95
7	BROOKS, WALT	146	140	181	115	166	134	154	890	14	94
8	DAVIS, HEATHER	120	124	159	154	161	139	151	888	168	93
9	HUBER, JOHN	144	140	167	136	112	130	200	885	21	92
10	WOLGAMUTH, SCOTT	137	149	116	155	132	173	153	878	56	91
11	SEARS, JOEY	142	141	110	160	136	160	170	877	25	90
12	GERHARD, ANDY	143	147	130	170	158	121	146	872	14	89
13	HANLEY, ROB	143	163	127	144	153	139	145	871	13	88
14	ANASTASI, ANTHONY	131	153	161	162	128	131	133	868	82	87
15	BUCKINGHAM, MATT	141	151	165	116	160	135	140	867	21	86
16	KLINGELHOFFER, MARK	149	121	120	185	171	128	139	864	-30	85
17	RICHARDSON, DAVE	138	135	140	104	133	173	170	855	27	84
18	DOVE, DON	151	153	136	137	142	147	138	853	-53	83
19	RYKOWSKI, TIM	129	131	138	116	157	127	181	850	76	82
20	COOK, CHUCK	136	142	162	108	158	147	130	847	31	81
21	BULL, STEVE	139	187	129	134	133	139	124	846	12	80
22	CONNERS, STEVE	146	173	142	141	130	127	132	845	-31	78.5
23	ANASTASI, MATT	144	172	128	147	143	143	112	845	-19	78.5
24	DIX, PHIL	139	116	167	168	132	132	129	844	10	76.5
	COLLISON, BILL	141	147	138	134	133	151	141	844	-2	76.5
33	WELLING, ANDY	134	162	134	150	155	116	123	840	36	75
	DEANTONIIS, JOHN	149	160	123	117	170	154	114	838	-56	73.5
	BERENDS, MARK	146	159	140	129	122	154	134	838	-38	73.5
25	MENDENHALL, ART	124	121	152	125	166	162	109	835	91	72
	DAVIS, MARK	137	152	128	153	148	146	107	834	12	71
	SANTUCCIO-WEVER, BRIAN	142	163	139	116	142	151	117	828	-24	70
	KEEFER, ROB	139	138	149	153	120	143	124	827	-7	69
27	PICKETT, STACEY	123	126	146	149	142	124	136	823	85	68
	SAUTER, JASON	136	129	131	167	120	139	132	818	2	67
	TURNER, BUDDY	135	170	121	140	133	140	113	817	7	66
	KRUGER, CHRIS	142	110	129	146	126	160	143	814	-38	64.5
	HUBER, LISA	146	141	145	141	103	137	147	814	-62	64.5
	TRIPLETT, ROB	141	89	135	135	124	136	194	813	-33	62.5
30	OSWALD, KYLE	128	118	129	144	117	137	168	813	45	62.5
	STEINERT, MIKE	145	146	111	141	134	139	140	811	-59	60.5
	SCHRIEFER, BARRY	144	139	138	142	121	132	139	811	-53	60.5
	HARMEL, NICK	140	127	147	151	137	115	126	803	-37	59
	SIMON, JAMES	139	134	130	134	148	120	136	802	-32	58
	HIPKINS, BERNIE	144	126	115	117	137	181	124	800	-64	56.5
	GREEN, ROB	131	153	136	119	121	142	129	800	14	56.5
28	WRIGHT, JOHN	124	131	104	130	164	160	110	799	55	55
	MCKINSEY, GARY	135	119	152	154	112	121	139	797	-13	54
	OBBER, DENNIS	134	140	126	140	129	124	137	796	-8	52.5
34	SONDERMAN, BILL	127	130	121	135	140	139	131	796	34	52.5
	STADLER, TIM	132	115	149	129	129	116	157	795	3	51
	ROTH, CHRIS	132	130	121	141	126	132	139	789	-3	50
	WEAVER, MICHAEL	142	124	107	117	114	146	179	787	-65	49

POP WHITTEN PRO TOUR

2018-19 SEASON - STOP #6 @ PINLAND

Rank	Name	AVG	GM1	GM2	GM3	GM4	GM5	GM6	TOTAL	POA	BOY
	BURDICK, GREG	140	110	135	168	117	119	132	781	-59	47.5
	SCHREIBMAN, FRANK	127	92	139	129	130	163	128	781	19	47.5
	KING, BOB	134	130	130	142	110	123	140	775	-29	46
	TAYLOR, CJ	130	128	111	146	157	96	130	768	-12	45
32	FELICIANO, JULIO	121	114	172	116	143	115	106	766	40	43
	DIX, EDDIE	132	128	142	132	99	165	100	766	-26	43
	WILLIAMS, TODD	160	111	152	124	118	121	140	766	-194	43
	EDMONDS, EDDIE	124	112	153	105	113	127	154	764	20	41
	BUCKLER, MIKE	128	99	163	183	103	106	109	763	-5	40
	WAGNER, FRANK	133	124	108	120	129	126	155	762	-36	38
	HIPKINS, RICHIE	143	114	144	132	109	138	125	762	-96	38
	GREEN, BRYAN	136	143	95	144	110	128	142	762	-54	38
	DODSON, SHAUN	127	168	113	99	122	107	151	760	-2	35.5
26	CAMPBELL, DANNY	112	155	120	159	119	106	101	760	88	35.5
	SCHAEFFER, MIKE	129	133	105	97	129	154	136	754	-20	34
	WEBB, GLENN	137	131	124	107	114	145	131	752	-70	33
	PORTS, JOHN	124	122	130	123	118	145	112	750	6	32
	CASON, JEFF	127	137	113	91	127	122	157	747	-15	31
	CALLAHAN, MARK	139	107	150	116	129	109	134	745	-89	30
	CASTIGLIONI, CHRIS	138	132	106	112	117	128	149	744	-84	29
	TAMBURO, LOU	124	111	130	109	135	149	106	740	-4	28
	MCMILLEN, CINDY	133	146	126	94	114	122	137	739	-59	27
	ANASTASI, MARC	135	131	124	117	122	97	146	737	-73	26
	ROWLEY, STEVE	135	102	129	120	119	106	160	736	-74	25
	HAMMETT, MARK	121	120	115	113	149	120	118	735	9	24
	ELLIOTT, JOE	124	129	122	152	118	119	93	733	-11	23
	RUPERT, BUTCH	140	121	130	107	129	115	128	730	-110	22
	MOSSBURG, PETE	128	125	116	118	143	126	101	729	-39	21
	JEDNORSKI, BRIAN	124	106	138	111	95	130	146	726	-18	20
	WELTON, RUSS	130	129	102	111	119	106	158	725	-55	19
	JOHNSON, GREG	126	107	125	130	110	112	139	723	-33	17
	SPIEGEL, MIKE	116	111	113	136	130	116	117	723	27	17
	SPISAK, MIKE	116	123	133	135	135	100	97	723	27	17
	NEBINGER, JEN	121	125	118	120	121	139	96	719	-7	15
	COPPER, MIKE	121	119	127	113	130	106	117	712	-14	14
	MATHESON, WAYNE SR	124	101	112	107	130	142	119	711	-33	12.5
	MATHESON, CARRIE	160	99	136	116	125	115	120	711	-249	12.5
	BEUCHERT, JOHN	133	139	129	133	118	99	91	709	-89	11
37	ROBINSON, ERIC	112	98	99	90	164	122	132	705	33	10
	HAYES, JAMES	112	147	106	124	117	99	109	702	30	9
	ANDERSON, DALTON	124	115	119	116	115	143	88	696	-48	7.5
	KEITZ, BRIAN	119	115	118	112	113	102	136	696	-18	7.5
	RICHARDS, ZACK	119	102	132	114	112	121	113	694	-20	6
	MILLER, AMANDA	120	88	126	122	119	123	112	690	-30	5
	BANZHOFF, BRIAN	136	113	129	117	118	102	110	689	-127	5
	ALTADONNA, KATHERINE	130	117	114	106	126	120	104	687	-93	5
	WISNIEWSKI, ED	125	111	120	93	98	142	119	683	-67	5
28	TRICARIO, TAMMY	104	110	110	114	118	122	105	679	55	5
	SHAFFER, CHRIS	125	119	125	142	101	91	92	670	-80	5
	MANDLEY, KAREN	121	111	110	141	96	107	105	670	-56	5
31	STOLLOF, JENN	104	110	111	131	102	82	129	665	41	5
	KERR, BRADY	111	106	112	121	123	94	105	661	-5	5

POP WHITTEN PRO TOUR

2018-19 SEASON - STOP #6 @ PINLAND

Rank	Name	AVG	GM1	GM2	GM3	GM4	GM5	GM6	TOTAL	POA	BOY
	TIPTON, JACK	114	91	118	103	101	129	118	660	-24	5
34	PHILLIPS, GREG	104	105	116	97	139	95	106	658	34	5
	SMITH, BARRY	119	92	124	127	96	84	135	658	-56	5
	NIEDZWICKI, ANDREA	123	123	93	131	99	87	119	652	-86	5
	WILLIAMS, JASON	127	107	137	95	126	81	96	642	-120	5
	PHILLIPS, SCOTT	131	109	83	103	107	116	112	630	-156	5
	WYNKOOP, GEORGE	160	116	109	96	115	102	85	623	-337	5
34	LAWSON, DOREEN	97	102	93	88	85	139	109	616	34	5
	WINKS, BEN	112	79	101	91	116	126	98	611	-61	5
	KASTANARAS, NICK	113	96	97	112	95	115	94	609	-69	5
	LEHR, KARL	109	104	92	94	85	114	110	599	-55	5
	RICHBERG, MEL	129	128	117	118	103	110		576	-198	5
									0	0	

PINS OVER AVERAGE:

	POA	TOTAL
25 MENDENHALL, ART	91	835
26 CAMPBELL, DANNY	88	760
27 PICKETT, STACEY	85	823
28 WRIGHT, JOHN	55	799
29 TRICARIO, TAMMY	55	679
30 OSWALD, KYLE	45	813
31 STOLLOF, JENN	41	665
32 FELICIANO, JULIO	40	766
33 WELLING, ANDY	36	840
34 SONDERMAN, BILL	34	796
35 PHILLIPS, GREG	34	658
36 LAWSON, DEE	34	616

PINS OVER ALTERNATE:

	POA	TOTAL
37 ROBINSON, ERIC	33	705

POP WHITTEN PRO TOUR

2018-19 SEASON - STOP #6 @ PINLAND

DIVISION A		W-L	TP
	WAYNE MATHESON	4-1	688 \$50
	JOHN HUBER	3-2	663 WC
12	MARK KLINGELHOFER	3-2	733 \$140
9	PHIL DIX	2-3	743 \$135
6	DAVE RICHARDSON	2-3	654 \$130
3	HEATHER DAVIS	1-4	572 \$125

DIVISION B		W-L	TP
	MATT ANASTASI	4-1	743 \$50
	SCOTT WOLGAMUTH	4-1	738 WC
12	WALT BROOKS	3-2	777 \$140
9	DON DOVE	3-2	714 \$135
6	MATT BUCKINGHAM	1-4	630 \$130
3	ALEX BARNES	0-5	643 \$125

DIVISION C		W-L	TP
	JOEY SEARS	4-1	729 \$50
	ANTHONY ANASTASI	3-2	724 WC
12	STEVE CONNERS	3-2	653 \$140
9	TIM RYKOWSKI	2-3	624 \$135
6	DONALD LOCHSTAMPHOR	2-3	668 \$130
3	WAYNE LIPKA	1-4	678 \$125

DIVISION D		W-L	TP
	CHUCK COOK	5-0	696 \$50
	LUCAS PENNY	3-2	666 WC
12	RANDY FARLOW	3-2	693 \$140
9	ROB HANLEY	2-3	670 \$135
6	STEVE BULL	1-4	654 \$130
3	ANDY GERHARD	1-4	682 \$125

DIVISION E		W-L	TP
	JOHN WRIGHT	5-0	691 \$50
	ART MENDENHALL	4-1	618 WC
12	ANDY WELLING	2-3	590 \$140
9	JULIO FELICIANO	2-3	586 \$135
6	TAMMY TRICARIO	2-3	580 \$130
3	DEE LAWSON	0-5	533 \$125

DIVISION F		W-L	TP
	KYLE OSWALD	4-1	689 \$50
	WILLIAM SONDERMAN	4-1	674 WC
12	STACEY PICKETT	3-2	626 \$140
9	GREG PHILLIPS	2-3	570 \$135
6	DANNY CAMPBELL	2-3	566 \$130
3	JENN STOLLOF	0-5	456 \$125

STRIKE BALL RESULTS	
All	SCOTT PHILLIPS NO
Half	SCOTT PHILLIPS NO
All	MARK KLINGELHOFER NO
Half	BRIAN BANZHOF NO
All	HEATHER DAVIS WIN
Half	

FREE ENTRY WINNERS	
GARY MCKINSEY	STEVE ROWLEY
LUCAS PENNY	BILLY COLLISON
MIKE SCHAEFFER	
GREG PHILLIPS	
JOHN BEUCHERT	

BRACKET MATCHES			
ROUND 1			
8	WILLIAM SONDERMAN	137	
9	ART MENDENHALL	128	\$190

5	KYLE OSWALD	134	
12	JOHN HUBER	112	\$190
6	WAYNE MATHESON	143	\$190
11	LUCAS PENNY	154	
7	SCOTT WOLGAMUTH	117	\$190
10	ANTHONY ANASTASI	140	

ROUND 2			
1	CHUCK COOK	101	\$240
8	WILLIAM SONDERMAN	149	
4	JOEY SEARS	125	\$240
5	KYLE OSWALD	144	
3	MATT ANASTASI	147	
11	LUCAS PENNY	126	\$240

2	JOHN WRIGHT	112	\$240
10	ANTHONY ANASTASI	156	

SEMI-FINALS			
8	WILLIAM SONDERMAN	140	
5	KYLE OSWALD	125	\$320

3	MATT ANASTASI	162	\$320
10	ANTHONY ANASTASI	166	

FINALS			
8	WILLIAM SONDERMAN	139	\$600
10	ANTHONY ANASTASI	153	\$1,200

ALTERNATES	
SCR	BILLY COLLISON
POA	ERIC ROBINSON

SCRATCH ALTERNATE ROLL-OFF	
PHIL DIX	173
BILLY COLLISON	135

POA ALTERNATE ROLL-OFF	

200 GAMES	
ANTHONY ANASTASI	205
ALEX BARNES	203
JOHN HUBER	200

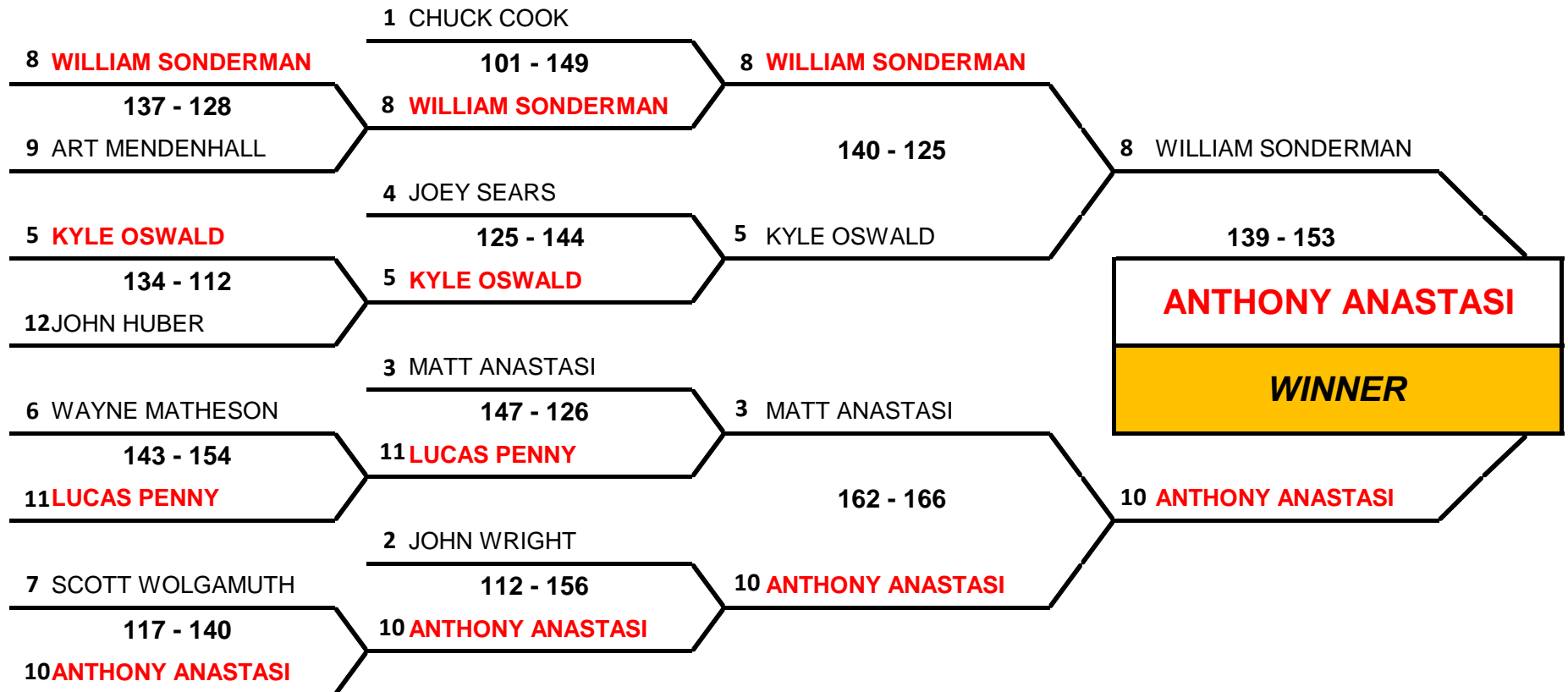
36 QUALIFIERS

TOP 2 from each Division make the Bracket

(6) Division Winners Seeded 1-6, (6) Division 2nd Place Seeded 7-12

	DIVISION WINNER	W-L	TP
DIV A	WAYNE MATHESON	4-1	688
DIV B	MATT ANASTASI	4-1	743
DIV C	JOEY SEARS	4-1	729
DIV D	CHUCK COOK	5-0	696
DIV E	JOHN WRIGHT	5-0	691
DIV F	KYLE OSWALD	4-1	689

	DIVISION 2ND PLACE	W-L	TP
	JOHN HUBER	3-2	663
	SCOTT WOLGAMUTH	4-1	738
	ANTHONY ANASTASI	3-2	724
	LUCAS PENNY	3-2	666
	ART MENDENHALL	4-1	618
	WILLIAM SONDERMAN	4-1	674



POP WHITTEN PRO TOUR

2018-19 SEASON - STOP #7 @ PARKVILLE

Rank	Name	AVG	GM1	GM2	GM3	GM4	GM5	GM6	TOTAL	POA	BOY
1	PARIS, CHUCK	139	156	167	184	165	158	138	968	134	125
2	LOUTH, CHRIS	145	156	194	135	152	166	146	949	79	99
3	SEARS, JOEY	142	126	159	158	150	138	169	900	48	98
4	HIPKINS, BERNIE	143	173	141	98	144	144	191	891	33	96.5
5	WILLEY, ANDREW	139	169	173	130	152	127	140	891	57	96.5
6	ROWLEY, STEVE	132	176	152	131	128	160	136	883	91	94.5
7	ANASTASI, MATT	144	132	138	173	138	144	158	883	19	94.5
8	BROOKS, WALT	147	161	127	128	153	160	152	881	-1	93
9	BULL, STEVE	138	122	132	173	175	137	134	873	45	92
10	YOWELL, ROB	135	156	131	174	142	144	124	871	61	91
11	FARLOW, RANDY	145	149	163	156	123	157	113	861	-9	90
12	PISTORIO, ERIK	139	112	124	161	155	160	145	857	23	89
13	DIX, PHIL	141	167	135	207	115	112	118	854	8	88
14	BUCKINGHAM, MATT	140	125	161	146	132	137	149	850	10	87
15	DOVE, DON	149	140	136	132	162	151	123	844	-50	86
16	KRUGER, CHRIS	142	120	152	120	138	128	184	842	-10	85
17	KEEFER, ROB	134	141	153	149	143	132	123	841	37	84
18	SANTUCCIO-WEVER, BRIAN	142	141	116	133	140	170	139	839	-13	83
19	BERENDS, MARK	146	124	134	141	172	127	137	835	-41	82
20	SCHREIBMAN, FRANK	127	145	118	121	121	153	171	829	67	81
21	MATHESON, WAYNE	145	126	120	140	142	152	147	827	-43	80
22	TRIPLETT, ROB	141	153	108	141	122	149	138	811	-35	78.5
23	HUBER, LISA	144	119	147	140	144	149	112	811	-53	78.5
24	JOHNSON, GREG	125	133	126	130	122	145	153	809	59	77
	HUBER, JOHN	142	126	129	133	110	149	160	807	-45	76
	STEINERT, MIKE	144	131	126	108	133	152	149	799	-65	75
35	BARRY, ROB	128	121	137	123	169	102	145	797	29	73.5
	KING, BOB	133	140	130	139	121	155	112	797	-1	73.5
	DEANTONIIS, JOHN	148	141	110	143	168	119	115	796	-92	72
32	WILLIAMS, TODD	126	124	135	135	132	131	135	792	36	71
	BRAUN, SHAWN	135	143	128	129	157	119	115	791	-19	70
31	ELLIOTT, JOE	124	147	123	130	123	163	104	790	46	69
	HIPKINS, RICHIE	143	138	137	120	143	132	119	789	-69	68
	SAGHY, JASON	139	94	166	151	115	132	123	781	-53	67
	LOCHSTAMPHOR, DONALD	134	110	136	146	127	137	123	779	-25	65.5
	JONES, DAVE	139	107	141	120	141	128	142	779	-55	65.5
	GERHARD, ANDY	142	111	170	109	139	124	124	777	-75	63
	COOK, CHUCK	136	99	137	138	137	142	124	777	-39	63
	COLLISON, BILLY	141	130	125	127	136	120	139	777	-69	63
	SCHAEFFER, MIKE	128	118	108	176	112	135	127	776	8	60.5
	KISKIS, MIKE	127	125	115	141	111	147	137	776	14	60.5
	ANASTASI, ANTHONY	136	125	170	164	128	93	95	775	-41	59
	MCKINSEY, GARY	134	116	105	111	128	170	143	773	-31	58
	HARMEL, NICK	139	147	96	147	112	145	121	768	-66	57
	PORTS, JOHN	124	130	125	160	112	124	116	767	23	55.5
	BURDICK, GREG	135	124	118	146	128	112	139	767	-43	55.5
	OSWALD, KYLE	128	121	141	140	137	114	113	766	-2	54
	COINER, JIMMIE	135	95	161	139	122	107	141	765	-45	53
	JEDNORSKI, DAVE	127	152	116	99	122	139	134	762	0	51.5
	ROTH, CHRIS	132	116	127	128	131	129	131	762	-30	51.5
	WETHERBEE, ROBBEE	133	135	147	110	113	122	133	760	-38	49.5
26	CHAPMAN, DANIELLE	113	125	113	123	137	120	142	760	82	49.5

POP WHITTEN PRO TOUR

2018-19 SEASON - STOP #7 @ PARKVILLE

Rank	Name	AVG	GM1	GM2	GM3	GM4	GM5	GM6	TOTAL	POA	BOY
	ANDERSON, DALTON	123	120	121	142	136	115	124	758	20	48
	MCMILLEN, CINDY	133	116	151	127	127	115	117	753	-45	47
27	VINSON, SHAWN	112	121	111	130	142	133	114	751	79	46
	DAVIS, HEATHER	121	119	160	117	138	110	106	750	24	45
30	BILZ, DENNIS	116	170	108	110	125	129	107	749	53	44
	USILTON, CHRIS	129	153	113	110	136	110	124	746	-28	42.5
34	SHATZER, DOUG SR	119	139	113	115	133	128	118	746	32	42.5
	STADLER, TIM	132	149	126	97	98	156	118	744	-48	41
	STEINERT, MIKE JR	130	118	132	105	120	130	138	743	-37	40
	DODSON, SHAUN	127	136	113	151	124	90	124	738	-24	38.5
	DAVIES, ROGER	124	138	119	132	121	126	102	738	-6	38.5
	TARR, CHRIS	126	106	126	132	107	122	143	736	-20	37
	HOLBROOK, RUBIN	134	126	117	94	147	109	142	735	-69	36
	DARLING, JIMMY	126	121	106	129	110	152	116	734	-22	34.5
	WAGNER, FRANK, JR	120	137	137	150	118	84	108	734	14	34.5
	MCCLAY, DANI	134	109	115	147	111	123	128	733	-71	31.5
	GREEN, BRYAN	135	107	127	146	96	113	144	733	-77	31.5
	THOMPSON, JIM	132	128	118	121	142	117	107	733	-59	31.5
	WISNIEWSKI, ED	123	109	128	109	124	121	142	733	-5	31.5
	SIMON, JAMES	138	105	127	124	133	113	130	732	-96	29
25	HALLER, MATT	105	130	135	141	131	93	101	731	101	27.5
	LANCASTER, LEAH	129	122	136	120	127	127	99	731	-43	27.5
	SHATZER, DOUG	123	104	127	130	109	153	107	730	-8	25.5
	LIPKA, WAYNE	139	127	124	126	122	115	116	730	-104	25.5
	KEITZ, BRIAN	121	139	108	108	101	155	117	728	2	24
	HALLER, KEITH	118	136	136	128	115	107	105	727	19	23
	CAMPBELL, DANNY	117	163	144	97	113	95	113	725	23	21.5
	HAMMETT, MARK	121	129	118	110	127	100	141	725	-1	21.5
	WRIGHT, JOHN	125	120	162	109	112	110	109	722	-28	20
28	CIEPIELA, JOSH	110	129	96	108	121	147	119	720	60	19
35	SPENCER, BOBBY	115	114	100	143	127	119	116	719	29	17
	SCHRIEFER, BARRY	144	129	109	129	96	140	116	719	-145	17
	WAGNER, FRANK	130	121	118	120	129	115	116	719	-61	17
	KLINGELHOFER, MARK	148	109	140	127	104	121	117	718	-170	15
	EDMONDS, EDDIE	125	125	110	124	132	116	110	717	-33	13.5
	CALLAHAN, MARK	136	125	111	122	116	126	117	717	-99	13.5
	KERR, CANDY	122	144	133	125	109	102	99	712	-20	12
	BULL, KRISTIN	135	115	122	127	138	108	99	709	-101	11
33	MOSSBURG, HEATHER	112	124	126	134	104	100	118	706	34	10
	MATHESON, CARRIE	160	114	100	147	92	127	124	704	-256	9
	PICKETT, STACEY	125	108	119	125	142	99	110	703	-47	8
	SAUTER, JASON	136	107	128	109	101	130	125	700	-116	7
	BRAYDEN, ROBERT	127	122	100	109	101	130	136	698	-64	6
	COPPER, MIKE	121	125	124	140	103	102	101	695	-31	5
37	EWING, TONY	111	111	122	129	117	99	113	691	25	5
	MATHESON, WAYNE SR	124	115	85	122	118	151	95	686	-58	5
	NEWBILL, BRIAN	118	95	123	91	118	126	133	686	-22	5
	STEWART, JUSTIN	128	94	109	116	113	130	124	686	-82	5
	ALTADONNA, KATHERINE	130	102	122	125	107	111	118	685	-95	5
	HIGGS, ROY	131	105	137	120	90	122	110	684	-102	5
	SPIEGEL, MIKE	117	123	129	97	109	111	115	684	-18	5
	OURSLEER, JAKE	125	124	126	116	104	116	98	684	-66	5

POP WHITTEN PRO TOUR

2018-19 SEASON - STOP #7 @ PARKVILLE

Rank	Name	AVG	GM1	GM2	GM3	GM4	GM5	GM6	TOTAL	POA	BOY
28	STOLLOF, JENN	103	113	114	94	117	129	111	678	60	5
	BERTOLDI, MIKE	133	114	140	123	94	108	97	676	-122	5
	KASTANARAS, NICK	110	102	100	121	112	122	117	674	14	5
	SPISAK, MIKE	113	118	90	121	118	121	106	674	-4	5
	RICHARDS, ZACH	119	127	99	104	117	132	94	673	-41	5
	HALLER, MICHELLE	110	119	133	117	106	97	94	666	6	5
	STOLLOF, TAYLOR	115	108	103	92	105	128	124	660	-30	5
	BARRETT, MATT	110	99	106	114	127	98	116	660	0	5
	WILLEY, RUSTY	131	97	96	119	118	130	99	659	-127	5
	HALLER, DEREK	125	90	151	106	93	103	112	655	-95	5
	HAYES, JAMES	113	107	113	92	100	129	114	655	-23	5
	MILLER, AMANDA	120	87	127	94	121	106	117	652	-68	5
	SMITH, BARRY	117	107	106	101	127	93	118	652	-50	5
	WETHERBEE, BOBBY	122	100	93	114	115	119	111	652	-80	5
	ROBINSON, ERIC	117	118	107	118	97	113	98	651	-51	5
	WINKS, BEN	110	131	95	104	131	89	100	650	-10	5
	MAURER, STEPHEN	114	103	105	115	105	101	121	650	-34	5
	PHILLIPS, SCOTT	129	91	81	103	98	152	119	644	-130	5
	PHILLIPS, GREG	106	99	115	95	109	113	112	643	7	5
	NEBINGER, MICHELLE	119	95	90	100	126	98	110	619	-95	5
	JEDNORSKI, BRIAN	124	110	94	100	101	92	120	617	-127	5
	LEHR, KARL	107	109	107	97	107	94	89	603	-39	5
	MENDENHALL, ART	129	91	144	132	122	108	WD	597	-177	5
	CASON, JEFF	139	144	113	110	WD	WD	WD	367	-467	5
									0	0	

PINS OVER AVERAGE:

	POA	TOTAL
25 HALLER, MATT	101	731
26 CHAPMAN, DANIELLE	82	760
27 VINSON, SHAWN	79	751
28 CIEPIELA, JOSH	60	720
29 STOLLOF, JENN	60	678
30 BILZ, DENNIS	53	749
31 ELLIOTT, JOE	46	790
32 WILLIAMS, TODD	36	792
33 MOSSBURG, HEATHER	34	706
34 SHATZER, DOUG SR	32	746
35 BARRY, ROB	29	797
36 SPENCER, BOBBY	29	719

PINS OVER ALTERNATE:

	POA	TOTAL
37 EWING, TONY	25	691

POP WHITTEN PRO TOUR

2018-19 SEASON - STOP #7 @ PARKVILLE

DIVISION A		W-L	TP
	STEVE BULL	4-1	709 \$50
	CHUCK PARIS	3-2	728 WC
12	WALT BROOKS	3-2	705 \$145
9	CHRIS KRUGER	3-2	672 \$140
6	ROB KEEFER	1-4	671 \$135
3	GREG JOHNSON	1-4	600 \$130

DIVISION B		W-L	TP
	MATT ANASTASI	4-1	694 \$50
	DON DOVE	4-1	763 WC
12	LISA HUBER	3-2	691 \$145
9	ROB YOWELL	2-3	688 \$140
6	CHRIS LOUTH	1-4	624 \$135
3	BRIAN SANCTUCCIO-WEVER	1-4	658 \$130

DIVISION C		W-L	TP
	MATT BUCKINGHAM	4-1	641 \$50
	JOEY SEARS	4-1	722 WC
12	ROB TRIPLETT	3-2	666 \$145
9	MARK BERENDS	2-3	698 \$140
6	RANDY FARLOW	1-4	642 \$135
3	STEVE ROWLEY	1-4	612 \$130

DIVISION D		W-L	TP
	PHIL DIX	5-0	723 \$50
	ANDREW WILLEY	3-2	675 WC
12	WAYNE MATHESON	3-2	661 \$145
9	ERIK PISTORIO	2-3	655 \$140
6	BERNIE HIPKINS	1-4	659 \$135
3	FRANK SCHREIBMAN	1-4	589 \$130

DIVISION E		W-L	TP
	TODD WILLIAMS	5-0	595 \$50
	JOSH CIEPIELA	4-1	604 WC
12	HEATHER MOSSBURG	3-2	597 \$145
9	BOBBY SPENCER	2-3	626 \$140
6	JENN STOLLOF	1-4	539 \$135
3	MATT HALLER	0-5	568 \$130

DIVISION F		W-L	TP
	ROB BARRY	4-1	576 \$50
	DENNIS BILZ	3-2	577 WC
12	SHAWN VINSON	3-2	593 \$145
9	DANIELLE CHAPMAN	2-3	558 \$140
6	JOE ELLIOTT	2-3	614 \$135
3	DOUG SHATZER SR	1-4	548 \$130

STRIKE BALL RESULTS	
All	BOB KING
Half	DOUG SHATZER JR WIN
All	RICHIE HIPKINS
Half	JOHN PORTS
All	BRIAN JEDNORSKI
Half	MARK BERENDS

FREE ENTRY WINNERS	
GREG BURDICK	KYLE OSWALD
JAMES SIMON	
MATT BUCKINGHAM	
STEVE MAURER	
ZACH RICHARDS	
JASON SAGHY	

BRACKET MATCHES			
ROUND 1			
8	JOEY SEARS	124	
9	JOSH CIEPIELA	113	\$210

5	MATT BUCKINGHAM	120	
12	DENNIS BILZ	115	\$210
6	ROB BARRY	160	
11	ANDREW WILLEY	140	\$210
7	DON DOVE	122	\$210
10	CHUCK PARIS	146	

ROUND 2			
1	PHIL DIX	125	\$280
8	JOEY SEARS	135	

4	MATT ANASTASI	136	
5	MATT BUCKINGHAM	115	\$280

3	STEVE BULL	118	\$280
6	ROB BARRY	126	

2	TODD WILLIAMS	111	\$280
10	CHUCK PARIS	116	

SEMI-FINALS			
8	JOEY SEARS	116	\$380
4	MATT ANASTASI	158	

6	ROB BARRY	132	\$380
10	CHUCK PARIS	138	

FINALS			
4	MATT ANASTASI	178	\$1,350
10	CHUCK PARIS	145	\$700

ALTERNATES	
SCR	JOHN HUBER
POA	TONY EWING

SCRATCH ALTERNATE ROLL-OFF	

POA ALTERNATE ROLL-OFF	

200 GAMES	
PHIL DIX	207

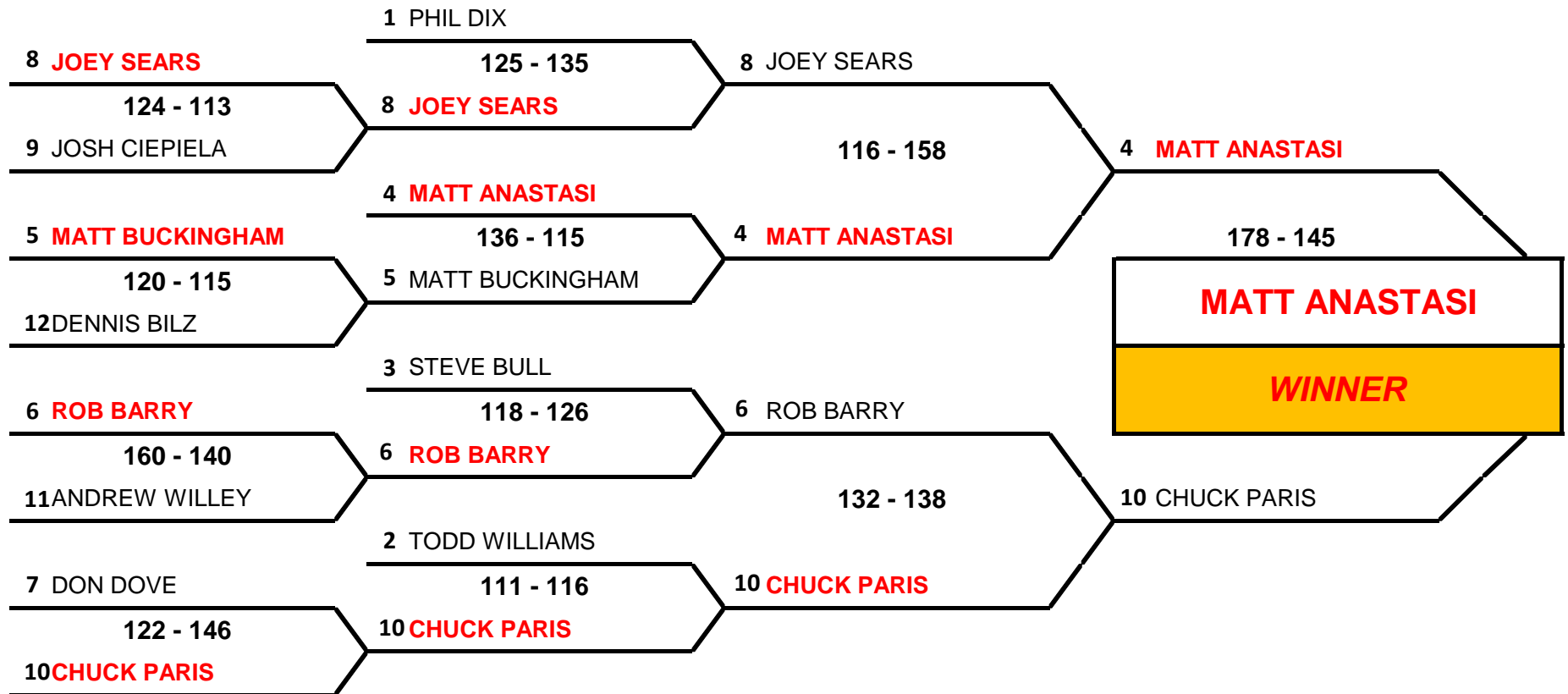
36 QUALIFIERS

TOP 2 from each Division make the Bracket

(6) Division Winners Seeded 1-6, (6) Division 2nd Place Seeded 7-12

	DIVISION WINNER	W-L	TP
DIV A	STEVE BULL	4-1	709
DIV B	MATT ANASTASI	4-1	694
DIV C	MATT BUCKINGHAM	4-1	641
DIV D	PHIL DIX	5-0	723
DIV E	TODD WILLIAMS	5-0	595
DIV F	ROB BARRY	4-1	576

	DIVISION 2ND PLACE	W-L	TP
	CHUCK PARIS	3-2	728
	DON DOVE	4-1	763
	JOEY SEARS	4-1	722
	ANDREW WILLEY	3-2	675
	JOSH CIEPIELA	4-1	604
	DENNIS BILZ	3-2	577



POP WHITTEN PRO TOUR

2018-19 SEASON - STOP #8 @ GREENMOUNT BOWL

Rank	Name	AVG	GM1	GM2	GM3	GM4	GM5	GM6	TOTAL	POA	BOY
1	FARLOW, RANDY	145	199	175	167	152	142	150	985	115	125
2	KLINGELHOFER, MARK	146	191	131	170	150	170	141	953	77	99
3	SCHRIEFER, BARRY	142	171	171	131	154	172	140	939	87	98
4	MATHESON, WAYNE	144	147	153	149	203	148	138	938	74	97
5	HIPKINS, BERNIE	142	146	138	140	128	207	162	921	69	96
6	BUCKINGHAM, MATT	138	146	186	127	163	123	161	906	78	95
7	SAGHY, JASON	138	162	156	153	146	175	109	901	73	94
8	BROOKS, WALT	146	140	149	173	141	149	142	894	18	93
9	GREEN, BRYAN	134	125	125	139	153	200	148	890	86	92
10	SANTUCCIO-WEVER, BRIAN	141	142	155	159	168	143	118	885	39	91
11	OURSLEER, JAKE	125	166	161	115	168	134	139	883	133	89.5
12	KRUGER, MATT	143	161	112	163	165	142	140	883	25	89.5
13	YOWELL, ROB	136	153	133	161	151	150	129	877	61	88
14	SIECK, JAMIE	133	110	149	168	191	130	126	874	76	86.5
15	THOMPSON, JIM	132	126	151	133	159	121	184	874	82	86.5
16	BERENDS, MARK	144	187	147	127	155	119	138	873	9	85
17	DAVIS, MARK	137	142	143	179	151	123	127	865	43	84
18	SIMON, JAMES	136	128	156	131	169	134	146	864	48	83
19	KING, BOB	133	190	118	148	151	139	114	860	62	81.5
20	THOMAS, BILLY	141	145	133	181	139	133	129	860	14	81.5
21	PISTORIO, ERIK	138	135	139	163	142	145	135	859	31	79.5
22	HUBER, LISA	142	151	129	145	151	129	154	859	7	79.5
23	BALL, ERIC	132	133	164	112	135	160	152	856	64	78
24	LANCASTER, LEAH	128	110	129	135	165	153	159	851	83	77
	ANASTASI, MATT	145	156	157	106	139	151	141	850	-20	76
26	KISKIS, MIKE	126	148	150	130	164	125	131	848	92	75
29	PHILLIPS, SCOTT	129	150	143	133	170	134	111	841	67	74
32	HIGGS, ROY	131	145	130	135	175	114	141	840	54	73
	HUFFMAN, ANDY	135	144	143	138	147	112	155	839	29	71.5
37	DUNNIGAN, ALEX	131	135	133	139	150	135	147	839	53	71.5
	ANASTASI, ANTHONY	135	137	118	135	153	143	152	838	28	70
	GERHARD, ANDY	141	135	112	148	124	143	175	837	-9	69
	MONTERIO, LEO	140	117	173	119	128	167	128	832	-8	67.5
	WOLGAMUTH, SCOTT	137	149	143	113	131	161	135	832	10	67.5
	ROTH, CHRIS	132	140	131	120	138	152	150	831	39	66
	GREEN, ROB	132	109	149	138	129	145	160	830	38	65
	RICHARDSON, DAVE	133	124	132	156	148	134	135	829	31	64
	HIPKINS, RICHIE	143	150	156	105	145	111	161	828	-30	62.5
	TURNER, BUDDY	135	132	132	146	131	140	147	828	18	62.5
	HICKS, CHUCK	139	150	145	131	120	142	138	826	-8	61
	OBBER, DENNIS	134	139	124	149	133	119	161	825	21	60
32	BARRY, ROB	128	149	133	116	121	112	191	822	54	59
	KRUGER, CHRIS	141	141	150	120	128	138	144	821	-25	58
	DOVE, DON	148	115	127	144	154	126	154	820	-68	57
	STADLER, TIM	131	154	147	111	133	120	151	816	30	56
	BEUCHERT, JOHN	130	160	165	108	129	146	106	814	34	54.5
	DARLING, EDDIE	138	145	107	134	146	129	153	814	-14	54.5
	MCKINSEY, GARY	133	132	127	136	139	153	125	812	14	53
	HUBER, JOHN	141	125	154	108	137	143	144	811	-35	52
32	JOHNSON, GREG	126	164	131	123	147	140	105	810	54	51
	STEINERT, MIKE SR	143	120	131	158	120	142	137	808	-50	50
	CALLAHAN, MARK	136	109	124	138	161	140	135	807	-9	47.5

POP WHITTEN PRO TOUR

2018-19 SEASON - STOP #8 @ GREENMOUNT BOWL

Rank	Name	AVG	GM1	GM2	GM3	GM4	GM5	GM6	TOTAL	POA	BOY
	SUBOCK, BOB	138	130	132	157	122	121	145	807	-21	47.5
27	SHATZER, DOUG	123	126	155	140	121	113	152	807	69	47.5
	SCHAEFFER, MIKE	128	121	128	136	129	152	141	807	39	47.5
25	BILZ, DENNIS	116	134	154	132	150	124	112	806	110	45
	OSWALD, KYLE	128	135	139	133	124	166	105	802	34	43.5
	KEEFER, ROB	134	130	136	123	142	159	112	802	-2	43.5
	WILLIAMS, TODD	125	155	118	119	124	135	149	800	50	41.5
	COLLISON, BILLY	140	125	147	154	132	120	122	800	-40	41.5
	MCMILLEN, CINDY	132	124	143	126	130	143	133	799	7	40
	FRANCIS, JEFF	138	118	153	121	147	129	130	798	-30	39
37	ZOMBRO, CHARLIE	124	120	149	116	162	118	132	797	53	38
	MAUK, SCOTT	131	123	129	95	152	128	169	796	10	36.5
	BURDICK, GREG	135	126	123	129	120	141	157	796	-14	36.5
	GUE, COLTON	148	135	142	120	102	158	138	795	-93	34.5
	HOLBROOK, RUBIN	134	127	143	130	129	133	133	795	-9	34.5
	BRAYDEN, BOB	127	122	139	124	113	154	142	794	32	33
	RINEER, JOE	137	134	135	111	130	165	117	792	-30	32
	JONES, DAVE	137	134	124	141	109	154	128	790	-32	31
	SMITH, DAN	138	126	126	141	148	110	138	789	-39	30
	DIX, EDDIE	132	132	149	130	124	133	120	788	-4	29
	HARMEL, NICK	138	144	127	145	129	120	121	786	-42	28
	DEANTONIIS, JOHN	147	156	147	128	106	126	122	785	-97	27
	GIBSON, KEVIN	130	98	123	179	114	158	111	783	3	25.5
	WYNKOOP, GEORGE	160	124	179	107	141	114	118	783	-177	25.5
	BUTTON, ERIC	131	135	142	160	109	116	120	782	-4	24
	ELLIOTT, JOE	124	120	124	141	134	144	117	780	36	23
	MATHESON, CARRIE	160	150	113	113	159	97	142	774	-186	22
	ZOCH, MATT	136	132	135	113	125	115	150	770	-46	21
	MCCLAY, DANI	132	140	120	130	113	154	110	767	-25	20
28	SMITH, BARRY	116	191	108	113	125	99	128	764	68	18
	PICKETT, STACEY	124	117	145	147	99	113	143	764	20	18
	RICHARDS, ZACH	119	127	113	105	132	146	141	764	50	18
32	HALLER, KEITH	118	128	108	164	99	114	149	762	54	15.5
	RINEER, ALYSON	120	133	102	136	144	115	132	762	42	15.5
	WRIGHT, JOHN	124	129	139	143	100	144	105	760	16	14
	BULL, STEVE	139	102	116	152	128	143	109	750	-84	13
	MENDENHALL, AMANDA	129	153	107	105	137	139	106	747	-27	12
	SAUTER, JASON	133	89	118	118	134	133	148	740	-58	11
	HERRON, ROBERT	119	129	117	123	119	112	139	739	25	10
	KEITZ, BRIAN	121	141	120	133	118	125	99	736	10	8.5
	SHATZER, CHARLES	116	135	122	96	133	140	110	736	40	8.5
	MILLER, TOMMY	120	123	126	108	114	127	135	733	13	7
	SHATZER, DOUG SR	119	111	110	115	148	117	130	731	17	6
	EDMONDS, EDDIE	124	134	134	120	151	82	107	728	-16	5
	ANDERSON, DALTON	123	136	121	106	128	120	116	727	-11	5
30	HALLER, MICHELLE	110	140	104	145	102	122	111	724	64	5
	WAGNER, FRANK JR	120	102	113	128	156	110	114	723	3	5
	STEVE, JASON	126	150	122	124	101	115	111	723	-33	5
	DODSON, SHAUN	126	132	117	115	127	122	108	721	-35	5
37	KASTANARAS, NICK	111	115	118	116	154	99	117	719	53	5
	SPIEGEL, MIKE	116	132	85	121	154	104	119	715	19	5
32	BARRETT, MATT	110	111	121	130	91	144	117	714	54	5

POP WHITTEN PRO TOUR

2018-19 SEASON - STOP #8 @ GREENMOUNT BOWL

Rank	Name	AVG	GM1	GM2	GM3	GM4	GM5	GM6	TOTAL	POA	BOY
	STEINERT, MIKE JR	130	123	116	129	132	111	99	710	-70	5
	RYKOWSKI, TIM	130	116	99	132	140	102	119	708	-72	5
	GARBER, STEPHANIE	113	101	135	138	127	107	98	706	28	5
	NIEDZWICKI, ANDREA	122	112	132	124	125	105	108	706	-26	5
	LOCHSTAMPHOR, DONALD	133	116	122	111	130	109	117	705	-93	5
	VINSON, SHAWN	112	151	110	94	108	157	84	704	32	5
	COPPER, MIKE	121	127	117	133	105	121	101	704	-22	5
	SCHREIBMAN, FRANK	127	128	130	98	127	105	116	704	-58	5
	MILLER, AMANDA	120	103	87	146	143	114	110	703	-17	5
	ROWLEY, STEVE	133	101	112	137	114	108	129	701	-97	5
	CAMPBELL, DANNY	117	101	133	95	125	110	134	698	-4	5
	CIEPIELA, JOSH	115	112	115	129	113	118	105	692	2	5
	TIPTON, JACK	114	150	98	102	116	121	104	691	7	5
	HAYES, JAMES	113	116	96	114	112	111	141	690	12	5
	MAURER, STEPHEN	114	108	116	129	122	117	97	689	5	5
	PETEFISH, CHRIS	112	117	106	130	119	113	102	687	15	5
	PHILLIPS, GREG	106	108	140	109	116	88	122	683	47	5
	STOLLOF, JEN	105	100	138	116	109	92	126	681	51	5
	SIECK, BECKY	131	118	99	104	111	126	123	681	-105	5
31	TRICARIO, TAMMY	104	112	114	87	132	125	109	679	55	5
	STOLLOF, TAYLOR	114	133	116	90	119	107	113	678	-6	5
	HALLER, MATT	105	127	118	99	106	121	100	671	41	5
	CHAPMAN, DANIELLE	113	118	103	109	109	114	118	671	-7	5
	FISHER, BETHANY	110	127	117	115	97	102	111	669	9	5
	MCALLISTER, MIKE	122	109	120	115	109	93	121	667	-65	5
	QUATTROCCHIE, DANIELLE	116	109	106	93	97	126	132	663	-33	5
	NEBINGER, MICHELLE	116	89	106	118	125	113	112	663	-33	5
	GOSEWISCH, RACHEL	122	125	118	90	120	85	117	655	-77	5
	MOSSBURG, HEATHER	117	124	128	109	99	101	86	647	-55	5
	ZOMBRO, CHARLIE SR	114	107	109	101	109	114	100	640	-44	5
	WILLIAMS, JASON	127	120	134	104				358	-404	5

PINS OVER AVERAGE:

	POA	TOTAL
25 BILZ, DENNIS	110	806
26 KISKIS, MIKE	92	848
27 SHATZER, DOUG	69	807
28 SMITH, BARRY	68	764
29 PHILLIPS, SCOTT	67	841
30 HALLER, MICHELLE	64	724
31 TRICARIO, TAMMY	55	679
32 BARRY, ROB	54	822
33 HIGGS, ROY	54	840
34 HALLER, KEITH	54	762
35 JOHNSON, GREG	54	810
36 BARRETT, MATT	54	714

PINS OVER ALTERNATE:

	POA	TOTAL
37 DUNNIGAN, ALEX	53	839
KASTANARAS, NICK	53	719
ZOMBRO, CHARLIE	53	797

POP WHITTEN PRO TOUR

2018-19 SEASON - STOP #8 @ GREENMOUNT BOWL

DIVISION A		W-L	TP	
	RANDY FARLOW	4-1	763	\$50
	BRYAN GREEN	3-2	663	WC
12	WALT BROOKS	3-2	733	\$145
9	MARK DAVIS	2-3	741	\$140
6	LEAH LANCASTER	2-3	682	\$135
3	MARK BERENDS	1-4	668	\$130

DIVISION B		W-L	TP	
	JAMES SIMON	3-2	794	\$50
	BRIAN SANTUCCIO-WEVER	3-2	739	WC
12	MARK KLINGELHOFFER	3-2	730	\$145
9	JASON SAGHY	2-3	643	\$140
6	ERIC BALL	2-3	631	\$135
3	JIM THOMPSON	2-3	626	\$130

DIVISION C		W-L	TP	
	MATT BUCKINGHAM	4-1	696	\$50
	LISA HUBER	4-1	704	WC
12	BOB KING	3-2	699	\$145
9	BARRY SCHRIEFER	2-3	657	\$140
6	JAIME SIECK	1-4	636	\$135
3	JAKE OURSLER	1-4	665	\$130

DIVISION D		W-L	TP	
	BILLY THOMAS	4-1	763	\$50
	ROB YOWELL	3-2	808	WC
12	MATT KRUGER	3-2	698	\$145
9	BERNIE HIPKINS	2-3	700	\$140
6	WAYNE MATHESON	2-3	707	\$135
3	ERIK PISTORIO	1-4	672	\$130

DIVISION E		W-L	TP	
	ROY HIGGS JR	5-0	703	\$50
	SCOTT PHILLIPS	4-1	648	WC
12	ROB BARRY	3-2	610	\$145
9	DENNIS BILZ	2-3	624	\$140
6	BARRY SMITH	1-4	587	\$135
3	MATT BARRETT	0-5	614	\$130

DIVISION F		W-L	TP	
	GREG JOHNSON	5-0	694	\$50
	MIKE KISKIS	4-1	660	WC
12	MICHELLE HALLER	3-2	632	\$145
9	KEITH HALLER	2-3	636	\$140
6	TAMMY TRICARIO	1-4	600	\$135
3	DOUG SHATZER	0-5	565	\$130

STRIKE BALL RESULTS		
All	JOHN BEUCHERT	NO
Half	BOB KING	NO
All	CHUCK SHATZER	NO
Half	BOB SUBOCK	WIN
All	BRIAN SANTUCCIO-WEVER	WIN
Half		
All	ROY HIGGS JR	NO
Half	TRE HEYES	WIN
All	DENNIS BILZ	NO
Half	JOHN HUBER	NO

FREE ENTRY WINNERS	
ZACH RICHARDS	EDDIE DIX
AMANDA MILLER	JOHN BEUCHERT
JASON WILLIAMS	
BETHANY FISHER	
DAVE RICHARDSON	
BONNIE SCHAEFFER	

BRACKET MATCHES			
ROUND 1			
8	MIKE KISKIS	119	\$210
9	SCOTT PHILLIPS	140	

5	MATT BUCKINGHAM	149	
12	BRYAN GREEN	113	\$210
6	JAMES SIMON	123	\$210
11	BRIAN SANTUCCIO-WEVER	130	
7	LISA HUBER	127	\$210
10	ROB YOWELL	154	

ROUND 2			
1	ROY HIGGS	102	\$280
9	SCOTT PHILLIPS	129	
4	BILLY THOMAS	156	
5	MATT BUCKINGHAM	140	\$280
3	RANDY FARLOW	138	\$280
11	BRIAN SANTUCCIO-WEVER	185	

2	GREG JOHNSON	107	\$280
10	ROB YOWELL	133	

SEMI-FINALS			
9	SCOTT PHILLIPS	126	\$410
4	BILLY THOMAS	160	

11	BRIAN SANTUCCIO-WEVER	142	\$410
10	ROB YOWELL	176	

FINALS			
4	BILLY THOMAS	146	\$1,450
10	ROB YOWELL	122	\$750

ALTERNATES	
SCR	MATT ANASTASI
POA	NICK KASTANARAS

SCRATCH ALTERNATE ROLL-OFF	

POA ALTERNATE ROLL-OFF		
NICK KASTANARAS (111 avg)	102	closest
CHARLIE ZOMBRO (124avg)	103	

200 GAMES	
BRYAN GREEN	200
WAYNE MATHESON	203
BERNIE HIPKINS	207
ROB YOWELL	211

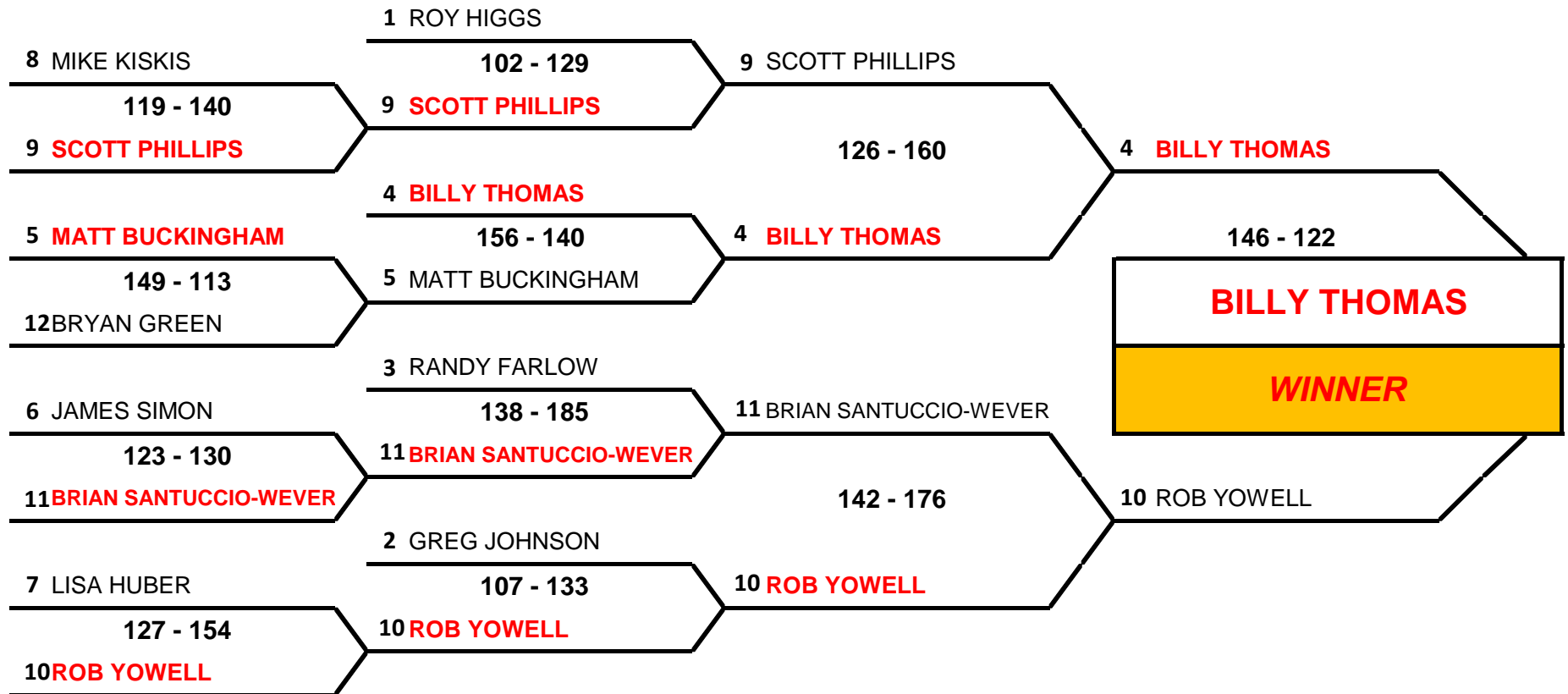
36 QUALIFIERS

TOP 2 from each Division make the Bracket

(6) Division Winners Seeded 1-6, (6) Division 2nd Place Seeded 7-12

	DIVISION WINNER	W-L	TP
DIV A	RANDY FARLOW	4-1	763
DIV B	JAMES SIMON	3-2	794
DIV C	MATT BUCKINGHAM	4-1	696
DIV D	BILLY THOMAS	4-1	763
DIV E	ROY HIGGS JR	5-0	703
DIV F	GREG JOHNSON	5-0	694

	DIVISION 2ND PLACE	W-L	TP
	BRYAN GREEN	3-2	663
	BRIAN SANTUCCIO-WEVER	3-2	739
	LISA HUBER	4-1	704
	ROB YOWELL	3-2	808
	SCOTT PHILLIPS	4-1	648
	MIKE KISKIS	4-1	660



POP WHITTEN PRO TOUR

2018-19 SEASON - STOP #9 @ MT AIRY BOWL

Rank	Name	AVG	GM1	GM2	GM3	GM4	GM5	GM6	TOTAL	POA	BOY
1	ANASTASI, MATT	144	180	211	164	148	127	157	987	123	125
2	WILLEY, ANDREW	139	196	160	160	158	151	156	981	147	99
3	KRUGER, MATT	142	164	137	179	138	195	154	967	115	98
4	GUE, COLTON	143	142	181	194	152	141	141	951	93	97
5	HIPKINS, BERNIE	143	139	159	135	193	113	210	949	91	96
6	SANTOS, DYLAN	138	145	147	164	147	206	136	945	117	95
7	DEANTONIIS, JOHN	145	133	152	136	185	169	169	944	74	94
8	BERENDS, MARK	144	101	163	153	195	167	154	933	69	93
9	WILLEY, RUSTY	131	142	158	145	141	169	167	922	136	92
10	PARIS, CHUCK	140	144	159	128	163	138	182	914	74	91
11	LOUTH, CHRIS	140	138	164	146	199	130	135	912	72	90
12	HANLEY, ROB	143	139	172	143	149	132	176	911	53	89
13	KRUGER, CHRIS	140	163	152	120	169	122	179	905	65	88
14	RUTHVIN, JEREMY	142	145	144	148	166	135	144	882	30	87
15	WILSON, JOHNNY	139	137	146	151	119	151	174	878	44	86
16	STADLER, TIM	132	147	149	173	158	128	121	876	84	85
17	PALMER, BRAD	120	164	174	126	115	138	156	873	153	84
18	RUTHVIN, JOE	147	123	131	160	151	155	150	870	-12	83
19	BERTOLDI, MIKE	129	123	117	159	140	155	174	868	94	82
20	BROOKS, WALT	147	134	157	131	173	142	129	866	-16	81
21	TAYLOR, CJ	134	136	160	179	125	128	133	861	57	80
22	COOK, CHUCK	135	126	159	138	138	141	158	860	50	78.5
23	ANASTASI, MARC	135	106	202	137	151	136	128	860	50	78.5
24	FARLOW, RANDY	145	118	160	149	170	142	120	859	-11	76.5
	BIEDERMAN, JOHN	143	167	132	143	136	135	146	859	1	76.5
31	BEUCHERT, JOHN	131	189	110	151	142	101	164	857	71	74.5
	SIMON, JAMES	138	148	148	124	141	157	139	857	29	74.5
28	MOORE, JASON	129	130	131	130	141	167	155	854	80	73
36	GIBSON, KEVIN	130	164	126	159	118	152	126	845	65	72
	SAGHY, JASON	138	142	138	135	161	130	137	843	15	71
	SCHRIEFFER, BARRY	142	130	145	136	133	160	137	841	-11	69
	DOVE, DON	147	147	116	145	142	152	139	841	-41	69
30	OSWALD, KYLE	128	155	152	120	120	162	132	841	73	69
	WOLGAMUTH, SCOTT	137	137	128	112	142	166	148	833	11	67
37	USILTON, CHRIS	128	125	126	131	151	142	157	832	64	66
	YOWELL, ROB	140	124	152	158	122	135	139	830	-10	64.5
	KEEFER, ROB	134	141	141	154	139	123	132	830	26	64.5
	BARRY, ROB	128	154	149	122	130	117	154	826	58	62.5
27	ANDERSON, DALTON	123	150	134	148	148	128	118	826	88	62.5
	DIX, PHIL	141	142	133	151	110	142	143	821	-25	61
	TURNER, BUDDY	135	110	115	137	140	152	166	820	10	59.5
	LANCASTER, LEAH	131	125	157	133	151	143	111	820	34	59.5
	WEBB, GLENN	135	138	150	123	140	139	129	819	9	58
	BURDICK, GREG	134	138	150	139	140	111	140	818	14	57
	DIX, EDDIE	132	137	121	150	134	157	115	814	22	56
	MCCLAY, DANI	132	145	122	146	116	122	162	813	21	54.5
	GARRIOTT, DAVE	131	147	132	106	149	154	125	813	27	54.5
	PISTORIO, ERIK	139	122	109	135	180	120	146	812	-22	53
	THOMPSON, JIM	132	110	148	131	140	135	147	811	19	51.5
	BULL, STEVE	137	130	153	109	170	134	115	811	-11	51.5
	ARNETT, JASON	137	120	137	176	109	136	132	810	-12	50
	GERHARD, ANDY	141	122	118	138	149	130	152	809	-37	48.5

POP WHITTEN PRO TOUR

2018-19 SEASON - STOP #9 @ MT AIRY BOWL

Rank	Name	AVG	GM1	GM2	GM3	GM4	GM5	GM6	TOTAL	POA	BOY
	STEINERT, MIKE SR	142	116	119	130	138	153	153	809	-43	48.5
	KING, BOB	135	137	119	144	138	124	143	805	-5	46
26	RICHARDS, ZACH	119	160	130	141	130	123	121	805	91	46
	CREW, RON	125	122	131	141	145	126	140	805	55	46
	HARMEL, NICK	137	126	149	131	152	103	143	804	-18	43.5
	STEWART, JUSTIN	125	116	116	139	121	164	148	804	54	43.5
	SMITH, DAN	138	138	107	164	127	147	120	803	-25	42
	BUCKINGHAM, MATT	139	108	160	138	138	114	143	801	-33	41
	HUFFMAN, ANDY	135	124	120	144	138	129	145	800	-10	39.5
	SANTUCCIO-WEVER, BRIAN	142	157	118	159	123	134	109	800	-52	39.5
	MATHESON, WAYNE	144	139	113	166	122	138	121	799	-65	38
	DUNNIGAN, ALEX	133	115	135	138	125	132	151	796	-2	36
	MCKINSEY, GARY	134	148	120	130	114	163	121	796	-8	36
	LOCHSTAMPHOR, DONALD	131	123	131	135	184	114	109	796	10	36
32	KIETZ, BRIAN	121	131	146	130	129	158	100	794	68	34
	BULL, KRISTIN	135	156	126	138	139	123	110	792	-18	32.5
35	PORTS, JOHN	121	117	121	121	114	158	161	792	66	32.5
	WEAVER, MICHAEL	140	129	138	150	113	140	121	791	-49	31
	CONNERS, STEVE	141	124	132	101	101	169	162	789	-57	30
	SUBOCK, BOB	137	135	131	146	122	147	104	785	-37	29
	WYNKOOP, GEORGE	160	116	115	172	126	133	120	782	-178	27
	LIPKA, WAYNE	139	142	120	137	125	133	125	782	-52	27
	JOHNSON, GREG	127	151	117	138	105	137	134	782	20	27
	SCHREIBMAN, FRANK	126	126	124	116	137	147	131	781	25	25
	ROWLEY, STEVE	131	141	119	133	154	121	111	779	-7	24
	GREEN, BRYAN	135	109	126	141	120	126	156	778	-32	23
	PHILLIPS, SCOTT	129	110	155	130	130	121	126	772	-2	21.5
	MARINUCCI, SAL	132	122	131	109	155	133	122	772	-20	21.5
25	CHAPMAN, DANIELLE	113	138	102	129	160	111	131	771	93	19.5
	ROTH, CHRIS	132	140	151	122	109	128	121	771	-21	19.5
	JONES, DAVE	136	110	100	138	143	146	130	767	-49	18
	BALL, ERIC	131	143	121	144	132	101	124	765	-21	16.5
	HARWOOD, CHRIS	131	130	135	142	97	157	104	765	-21	16.5
	SHATZER, DOUG	121	144	152	105	110	139	113	763	37	15
	BILZ, DENNIS	121	123	121	108	108	142	160	762	36	14
	ANASTASI, ANTHONY	136	149	129	138	98	130	117	761	-55	13
	MATHESON, CARRIE	120	129	112	133	117	141	121	753	33	11.5
	WEAVER, TOMMY	126	112	129	131	152	128	101	753	-3	11.5
	DEFRANCESCO, TONY	129	125	117	112	139	153	105	751	-23	10
	SMITH, JEFF	124	121	117	148	132	101	131	750	6	9
	THOMAS, BILLY	146	157	123	132	123	120	93	748	-128	8
	BANZHOFF, BRIAN	136	142	116	114	109	134	130	745	-71	6.5
	EDMONDS, EDDIE	123	134	137	113	156	108	97	745	7	6.5
	QUATTROCCHIE, CHUCK	121	121	151	122	119	119	110	742	16	5
	MILLER, TOMMY	120	125	101	111	127	156	120	740	20	5
	OURSLER, JAKE	128	112	111	136	140	97	143	739	-29	5
	VINSON, SHAWN	116	120	112	150	118	100	138	738	42	5
	WELTON, RUSS	130	141	113	110	143	118	112	737	-43	5
	MOSELEY, TOM	114	120	110	128	134	123	122	737	53	5
29	FISHER, BETHANY	110	138	127	130	124	111	105	735	75	5
	OBER, DENNIS	134	94	112	131	128	126	138	729	-75	5
	NIEDZWICKI, ANDREA	121	113	143	112	118	135	107	728	2	5

POP WHITTEN PRO TOUR

2018-19 SEASON - STOP #9 @ MT AIRY BOWL

Rank	Name	AVG	GM1	GM2	GM3	GM4	GM5	GM6	TOTAL	POA	BOY
	MENDENHALL, ART	129	99	122	140	125	103	139	728	-46	5
	SMITH, BARRY	117	126	147	126	99	104	124	726	24	5
	RINEER, ALYSON	121	118	136	97	136	129	109	725	-1	5
	KILLINGSWOTH, JERAMIE	135	99	129	132	112	139	109	720	-90	5
	SHATZER, DOUG SR	119	109	97	116	108	131	158	719	5	5
	SPENCER, BOBBY	120	125	118	114	128	111	121	717	-3	5
33	KERR, HALLE	108	108	118	113	141	104	131	715	67	5
	KERR, BRADY	111	150	143	111	108	91	110	713	47	5
	RINEER, JOE	137	137	108	131	118	117	99	710	-112	5
	MATHESON, WAYNE SR	124	119	95	113	139	110	130	706	-38	5
	SCHAEFFER, MIKE	129	117	107	137	117	115	108	701	-73	5
33	STOLLOF, JENN	105	118	135	107	104	119	114	697	67	5
	WRIGHT, JOHN	125	127	121	112	117	119	101	697	-53	5
	PETEFISH, CHRIS	112	96	121	153	104	124	98	696	24	5
	HIGGS, ROY	131	114	125	108	105	125	117	694	-92	5
	MCALLISTER, MIKE	122	104	127	130	113	102	117	693	-39	5
	HALLER, KEITH	118	107	119	127	107	127	105	692	-16	5
	ADAMS, ADRIANNE	118	95	121	129	120	108	118	691	-17	5
	DARLING, JIMMY	126	127	102	131	102	113	110	685	-71	5
	DODSON, SEAN	125	101	94	114	121	127	126	683	-67	5
	HAYES, TRE	113	100	115	126	95	115	130	681	3	5
	QUATTROCCHIE, DANIELLE	116	91	115	131	120	113	109	679	-17	5
	GARBER, STEPHANIE	113	123	110	106	98	111	130	678	0	5
	MILLER, AMANDA	120	105	110	97	117	122	124	675	-45	5
	BRIGHT, BILL	123	123	111	120	99	125	93	671	-67	5
	RYKOWSKI, TIM	128	117	102	126	106	106	110	667	-101	5
	STOLLOF, TAYLOR	114	109	123	114	104	117	94	661	-23	5
	SPIEGEL, MIKE	117	94	88	108	132	132	107	661	-41	5
	SPISAK, MIKE	113	124	126	109	91	106	104	660	-18	5
	CAMPBELL, DANNY	117	129	92	126	114	100	91	652	-50	5
	TIPTON, JACK	114	93	125	108	101	99	123	649	-35	5
	ZOMBRO, CHARLIE SR	114	103	128	117	97	83	110	638	-46	5
	LEHR, KARL	106	101	95	107	112	104	119	638	2	5
	TRICARIO, TAMMY	109	96	100	102	113	113	110	634	-20	5
	MAURER, STEPHEN	114	113	99	103	117	110	90	632	-52	5
	HALLER, MICHELLE	115	105	108	128	94	98	91	624	-66	5
	SPENCER, CORI	104	94	122	103	102	98	92	611	-13	5
	SHATZER, SHAY	93	97	82	114	90	94	125	602	44	5
	CASON, JEFF	126	91	104	87	100	120	81	583	-173	5

PINS OVER AVERAGE:

	POA	TOTAL
25	CHAPMAN, DANIELLE	93 771
26	RICHARDS, ZACH	91 805
27	ANDERSON, DALTON	88 826
28	MOORE, JASON	80 854
29	FISHER, BETHANY	75 735
30	OSWALD, KYLE	73 841
31	BEUCHERT, JOHN	71 857
32	KIETZ, BRIAN	68 794
33	KERR, HALLE	67 715
34	STOLLOF, JENN	67 697
35	PORTS, JOHN	66 792

POP WHITTEN PRO TOUR

2018-19 SEASON - STOP #9 @ MT AIRY BOWL

DIVISION A		W-L	TP	
	MATT ANASTASI	4-1	727	\$50
	TIM STADLER	3-2	746	WC
12	RANDY FARLOW	3-2	715	\$155
9	MARK BERENDS	3-2	636	\$150
6	RUSTY WILLEY	2-3	699	\$145
3	BRAD PALMER	0-5	551	\$140

DIVISION B		W-L	TP	
	ANDREW WILLEY	4-1	720	\$50
	JOHN DEANTONIIS	3-2	742	WC
12	MARC ANASTASI	3-2	704	\$155
9	JOE RUTHVIN	2-3	691	\$150
6	JOHNNY WILSON	2-3	681	\$145
3	CHUCK PARIS	1-4	745	\$140

DIVISION C		W-L	TP	
	JEREMY RUTHVIN	4-1	652	\$50
	DYLAN SANTOS	3-2	674	WC
12	CHRIS LOUTH	3-2	668	\$155
9	MATT KRUGER	2-3	726	\$150
6	MIKE BERTOLDI	2-3	655	\$145
3	CHUCK COOK	1-4	668	\$140

DIVISION D		W-L	TP	
	BERNIE HIPKINS	4-1	795	\$50
	ROB HANLEY	4-1	787	WC
12	COLTON GUE	4-1	786	\$155
9	WALT BROOKS	2-3	764	\$150
6	CHRIS KRUGER	1-4	656	\$145
3	CJ TAYLOR	0-5	625	\$140

DIVISION E		W-L	TP	
	KYLE OSWALD	4-1	683	\$50
	ZACH RICHARDS	3-2	675	WC
12	JOHN BEUCHERT	3-2	601	\$155
9	JOHN PORTS	2-3	604	\$150
6	DALTON ANDERSON	2-3	625	\$145
3	JENN STOLLOF	1-4	546	\$140

DIVISION F		W-L	TP	
	BETHANY FISHER	4-1	636	\$50
	KEVIN GIBSON	3-2	652	WC
12	DANIELLE CHAPMAN	3-2	631	\$155
9	JASON MOORE	3-2	624	\$150
6	BRIAN KEITZ	2-3	638	\$145
3	HALLE KERR	0-5	553	\$140

STRIKE BALL RESULTS	
All	KEVIN GIBSON
Half	JOHN BEUCHERT
All	STEVE CONNERS
Half	ROB BARRY
All	ALEX DUNNIGAN
Half	JAMES SIMON
All	TOMMY WEAVER
Half	RANDY FARLOW
All	KYLE OSWALD
Half	EDDIE DIX WIN

FREE ENTRY WINNERS	
RANDY FARLOW / WAYNE LIPKA	
JOHN PORTS / ALYSON RINEER	
ANTHONY ANASTASI	
JEREMY RUTHVIN	
MICHELLE HALLER	
MIKE MANNS	

BRACKET MATCHES			
ROUND 1			
8	TIM STADLER	145	
9	JOHN DEANTONIIS	144	\$230
5	JEREMY RUTHVIN	136	\$230
12	KEVIN GIBSON	138	

6	BETHANY FISHER	127	\$230
11	DYLAN SANTOS	160	
7	ROB HANLEY	186	
10	ZACH RICHARDS	118	\$230

ROUND 2			
1	BERNIE HIPKINS	138	
8	TIM STADLER	106	\$330
4	KYLE OSWALD	115	\$330
12	KEVIN GIBSON	124	
3	ANDREW WILLEY	169	
11	DYLAN SANTOS	130	\$330

2	MATT ANASTASI	176	
7	ROB HANLEY	134	\$330

SEMI-FINALS			
1	BERNIE HIPKINS	175	
12	KEVIN GIBSON	132	\$460

3	ANDREW WILLEY	108	\$460
2	MATT ANASTASI	129	

FINALS			
1	BERNIE HIPKINS	149	\$800
2	MATT ANASTASI	165	\$1,500

ALTERNATES	
SCR	JOHN BIEDERMAN
POA	CHRIS USILTON

SCRATCH ALTERNATE ROLL-OFF	
RANDY FARLOW	160
JOHN BIEDERMAN	141

POA ALTERNATE ROLL-OFF		

200 GAMES	
MATT ANASTASI	211
BERNIE HIPKINS	210
DYLAN SANTOS	206
WALT BROOKS	204
MARC ANASTASI	202

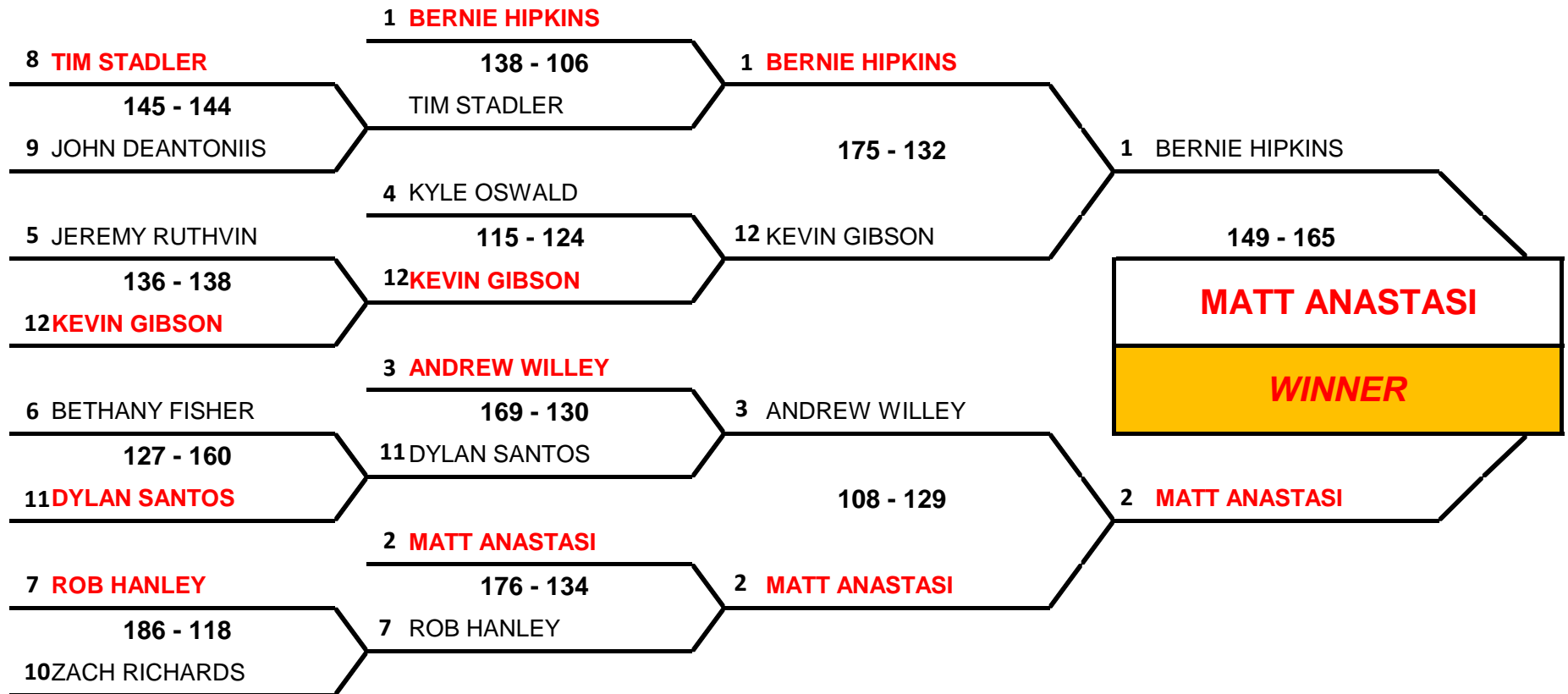
36 QUALIFIERS

TOP 2 from each Division make the Bracket

(6) Division Winners Seeded 1-6, (6) Division 2nd Place Seeded 7-12

	DIVISION WINNER	W-L	TP
DIV A	MATT ANASTASI	4-1	727
DIV B	ANDREW WILLEY	4-1	720
DIV C	JEREMY RUTHVIN	4-1	652
DIV D	BERNIE HIPKINS	4-1	795
DIV E	KYLE OSWALD	4-1	683
DIV F	BETHANY FISHER	4-1	636

	DIVISION 2ND PLACE	W-L	TP
	TIM STADLER	3-2	746
	JOHN DEANTONIIS	3-2	742
	DYLAN SANTOS	3-2	674
	ROB HANLEY	4-1	787
	ZACH RICHARDS	3-2	675
	KEVIN GIBSON	3-2	652



POP WHITTEN PRO TOUR

2018-19 SEASON - STOP #10 @ DUAL LANES

Rank	Name	AVG	GM1	GM2	GM3	GM4	GM5	GM6	TOTAL	POA	BOY
1	DAVIS JR, JOHN	143	136	145	160	163	192	181	977	119	125
2	SANTUCCIO-WEVER, BRIAN	141	138	147	164	160	176	167	952	106	99
3	BROOKS, WALT	147	158	169	144	141	144	173	929	47	98
4	DIX, EDDIE	132	96	182	227	152	147	121	925	133	97
5	COINER, JIMMIE	135	140	173	166	145	149	151	924	114	95.5
6	KRUGER, CHRIS	140	138	152	154	161	146	173	924	84	95.5
7	DEANTONIIS, JOHN	146	155	196	139	128	165	140	923	47	93.5
8	ROWLEY, STEVE	131	173	127	162	161	162	138	923	137	93.5
9	ANDERSON, DALTON	124	142	127	193	177	149	134	922	178	92
10	MATHESON, WAYNE	144	166	176	153	134	148	142	919	55	91
11	KRUGER, MATT	146	150	178	153	150	153	132	916	40	90
12	RUTHVIN, JOE	147	114	171	162	148	155	164	914	32	89
13	SAUTER, JASON	132	109	174	141	162	168	152	906	114	88
14	TURNER, BUDDY	136	156	139	121	178	137	169	900	84	87
15	LIPKA, WAYNE	139	155	146	175	169	138	114	897	63	86
16	DIX, PHIL	141	172	116	159	127	150	171	895	49	85
17	HUBER, LISA	142	124	119	163	206	125	157	894	42	84
18	GIBSON, KEVIN	131	110	183	168	139	143	150	893	107	83
19	HIPKINS, RICHIE	143	144	172	142	152	161	120	891	33	82
20	MCKINSEY, GARY	133	162	167	149	126	131	155	890	92	81
21	MANN, MIKE	143	125	158	132	158	153	163	889	31	80
22	FARLOW, RANDY	145	166	149	147	116	170	138	886	16	79
23	SCHMIDT, RICHIE	132	139	121	193	151	128	152	884	92	77.5
24	HIPKINS, BERNIE	145	149	163	165	127	116	164	884	14	77.5
	BUCKINGHAM, MATT	139	144	152	112	138	182	153	881	47	76
26	WELTON, RUSS	130	175	177	140	139	129	120	880	100	75
	BIEDERMAN, JOHN	144	124	136	137	154	153	170	874	10	74
	SCHRIEFER, BARRY	142	137	170	120	146	164	136	873	21	72.5
	STEINERT, MIKE SR	142	111	148	137	150	178	149	873	21	72.5
27	LANCASTER, LEAH	131	149	126	148	153	141	153	870	84	70.5
25	JOHNSON, GREG	128	176	116	112	134	138	194	870	102	70.5
	SIMON, JAMES	139	148	139	149	169	157	105	867	33	69
	HUFFMAN, ANDY	135	135	150	140	137	143	154	859	49	68
34	BANZHOFF, BRIAN	131	137	147	153	143	135	143	858	72	67
	THOMPSON, JIM	132	138	154	112	126	164	160	854	62	66
31	USILTON, CHRIS	129	170	124	131	134	123	171	853	79	65
	GUE, COLTON	147	122	146	133	157	147	145	850	-32	64
	BARNES, ALEX	140	176	110	116	189	117	141	849	9	62.5
32	BURKE, BRITNEY	129	157	141	150	128	143	130	849	75	62.5
	GARRIOTT, DAVE	131	131	135	133	155	153	134	841	55	61
	YOWELL, ROB	140	133	131	154	135	155	131	839	-1	60
	BERENDS, MARK	144	121	143	127	149	163	135	838	-26	59
	ANASTASI, ANTHONY	135	135	110	176	128	129	159	837	27	58
	SAGHY, JASON	139	136	135	138	160	167	100	836	2	57
27	HALLER, DEREK	125	136	161	130	136	140	131	834	84	56
35	RYKOWSKI, TIM	127	129	121	166	139	140	138	833	71	55
	HUBER, JOHN	140	105	162	172	128	139	124	830	-10	54
	LENTZ, DALE	133	182	129	112	112	139	152	826	28	52.5
	GREEN, BRIAN	134	164	142	135	133	121	131	826	22	52.5
	BERTOLDI, MIKE	131	153	148	153	109	158	103	824	38	50.5
	DAVIS, MARK	137	140	137	145	132	125	145	824	2	50.5
	PARIS, CHUCK	140	119	125	164	155	126	132	821	-19	49

POP WHITTEN PRO TOUR

2018-19 SEASON - STOP #10 @ DUAL LANES

Rank	Name	AVG	GM1	GM2	GM3	GM4	GM5	GM6	TOTAL	POA	BOY
37	SUMMERVILLE, TOMMIE	126	159	164	144	122	112	119	820	64	48
	MCCLAY, DANI	132	141	134	113	137	150	137	812	20	47
	OSWALD, KYLE	128	162	191	125	101	131	100	810	42	46
	KEEFER, ROB	135	120	142	173	130	143	101	809	-1	45
	SCHAEFFER, MIKE	128	120	122	147	160	152	101	802	34	43.5
29	MILLER, TOMMY	120	145	141	129	125	136	126	802	82	43.5
	SCHREIBMAN, FRANK	127	156	161	120	133	117	114	801	39	42
	WEBB, GLENN	135	135	128	102	176	119	139	799	-11	41
	BALL, ERIC	130	114	160	128	104	135	156	797	17	40
	CALLAHAN, MARK	136	118	140	104	142	164	125	793	-23	39
	PHILLIPS, SCOTT	129	125	120	103	129	136	178	791	17	38
	ANASTASI, MATT	146	156	118	144	121	135	111	785	-91	37
	OURSLE, JAKE	127	146	148	116	104	145	124	783	21	35.5
	TRIPLETT, ROB	140	105	154	159	140	130	95	783	-57	35.5
	DODSON, SHAUN	124	150	120	121	109	146	134	780	36	34
	BILZ, DENNIS	121	101	115	133	112	149	166	776	50	33
	BARNES, MIKE	133	146	122	131	86	137	151	773	-25	31.5
	STEINERT, MIKE JR	126	134	137	142	133	110	117	773	17	31.5
	FRANCIS, JEFF	135	125	143	149	106	131	115	769	-41	30
	WRIGHT, JOHN	123	106	120	134	120	139	148	767	29	29
	HARWOOD, CHRIS	131	145	114	127	110	151	118	765	-21	27.5
	BRAYDEN, ROBERT	126	107	131	161	131	129	106	765	9	27.5
	KING, BOB	134	133	129	146	111	136	109	764	-40	25.5
33	CIEPIELA, JOSH	115	119	145	134	119	128	119	764	74	25.5
	STADLER, TIM	133	128	130	140	142	107	113	760	-38	24
	WAGNER, FRANK SR	128	130	104	146	103	122	152	757	-11	23
	EDMONDS, EDDIE	123	112	134	130	122	112	146	756	18	22
30	PETEFISH, CHRIS	112	121	132	100	114	151	135	753	81	20.5
	PALMER, BRAD	123	100	111	138	113	141	150	753	15	20.5
	CHAPMAN, DANIELLE	118	93	144	121	144	145	103	750	42	18.5
	LOCHSTAMPHOR, DONALD	131	126	120	135	95	129	145	750	-36	18.5
	LIPKA, KEITH	138	129	115	109	138	130	128	749	-79	17
	STEWART, JUSTIN	126	122	147	118	105	137	113	742	-14	16
	MOSELEY, TOM	114	101	130	97	140	142	131	741	57	14.5
	ADAMS, ADRIANNE	118	144	127	102	140	128	100	741	33	14.5
	LONG, OWEN	123	119	112	112	100	166	131	740	2	13
36	KERR, BRADY	112	122	112	136	120	145	104	739	67	11.5
	MATHESON, WAYNE SR	119	131	117	102	136	136	117	739	25	11.5
	PORTS, JOHN	122	106	121	110	115	140	144	736	4	10
	MENDENHALL, AMANDA	129	125	119	135	124	105	126	734	-40	9
	SMITH, BARRY	118	119	122	131	113	88	157	730	22	8
	COPPER, MIKE	121	127	114	110	129	148	100	728	2	7
	ROTH, CHRIS	132	120	129	110	120	117	131	727	-65	6
	WYNKOOP, GEORGE	118	159	128	113	116	101	109	726	18	5
	MCALLISTER, MIKE	122	113	129	129	131	114	108	724	-8	5
	ELLIOTT, JOE	125	110	142	126	133	119	90	720	-30	5
	DEFRANCESCO, TONY	129	113	141	101	147	95	119	716	-58	5
	SPIEGEL, MIKE	116	113	125	117	116	130	115	716	20	5
	HALLER, KEITH	118	149	103	103	134	119	107	715	7	5
	KEITZ, BRIAN	123	115	125	132	111	117	112	712	-26	5
	SPISAK, MIKE	112	101	136	126	111	118	116	708	36	5
	ZOMBRO, CHARLIE SR	112	98	117	103	132	135	122	707	35	5

POP WHITTEN PRO TOUR

2018-19 SEASON - STOP #10 @ DUAL LANES

Rank	Name	AVG	GM1	GM2	GM3	GM4	GM5	GM6	TOTAL	POA	BOY
	MOSSBURG, HEATHER	116	113	108	134	110	116	121	702	6	5
	PICKETT, STACEY	125	111	119	113	127	122	109	701	-49	5
	MATHESON, CARRIE	122	113	127	103	124	130	93	690	-42	5
	VINSON, SHAWN	117	153	94	120	105	119	97	688	-14	5
	NEBINGER, JEN	116	99	105	102	122	147	112	687	-9	5
	JONES, DAVE	135	125	123	107	109	104	118	686	-124	5
	LEHR, KARL	106	103	102	127	125	117	107	681	45	5
	RINEER, ALYSON	121	91	157	122	93	119	97	679	-47	5
	SCHAEFFER, BONNIE	117	137	113	102	116	97	112	677	-25	5
	STOLLOF, TAYLOR	113	121	109	97	91	130	123	671	-7	5
	CAMPBELL, DANNY	116	113	109	98	106	123	116	665	-31	5
	MAURER, STEPHEN	114	104	119	109	123	102	102	659	-25	5
	HAYES, JAMES	113	96	118	110	108	108	106	646	-32	5
	STOLLOF, JENN	107	88	127	112	103	105	111	646	4	5
	GARBER, STEPHANIE	113	111	97	132	109	90	102	641	-37	5
	PRIMOZIC, CHRIS	123	96	111	97	123	121	89	637	-101	5
	HALLER, MATT	110	94	102	108	91	116	113	624	-36	5
	CASON, JEFF	122	93	97	96	107	98	130	621	-111	5
	HALLER, MICHELLE	113	88	82	108	93	131	93	595	-83	5

PINS OVER AVERAGE:

POA TOTAL

25	JOHNSON, GREG	102	870
26	WELTON, RUSS	100	880
27	HALLER, DEREK	84	834
28	LANCASTER, LEAH	84	870
29	MILLER, TOMMY	82	802
30	PETEFISH, CHRIS	81	753
31	USILTON, CHRIS	79	853
32	BURKE, BRITNEY	75	849
33	CIEPIELA, JOSH	74	764
34	BANZHOFF, BRIAN	72	858
35	RYKOWSKI,, TIM	71	833
36	KERR, BRADY	67	739

PINS OVER ALTERNATE:

POA TOTAL

37	SUMMERVILLE, TOMMIE	64	820
----	---------------------	----	-----

POP WHITTEN PRO TOUR

2018-19 SEASON - STOP #10 @ DUAL LANES

DIVISION A		W-L	TP	
	JOHN DAVIS JR	3-2	821	\$50
	PHIL DIX	3-2	757	WC
12	LISA HUBER	3-2	746	\$145
9	DALTON ANDERSON	2-3	744	\$140
6	BERNIE HIPKINS	2-3	725	\$135
3	STEVE ROWLEY	2-3	725	\$130

DIVISION B		W-L	TP	
	JOHN DEANTONIIS	4-1	751	\$50
	BRIAN SANTUCCIO-WEVER	4-1	756	WC
12	RICHIE SCHMIDT	3-2	736	\$145
9	WAYNE LIPKA	2-3	723	\$140
6	WAYNE MATHESON	2-3	689	\$135
3	KEVIN GIBSON	0-5	626	\$130

DIVISION C		W-L	TP	
	RICHIE HIPKINS	3-2	869	\$50
	WALT BROOKS	3-2	760	WC
12	CHRIS KRUGER	3-2	694	\$145
9	BUDDY TURNER	2-3	767	\$140
6	MATT KRUGER	2-3	752	\$135
3	RANDY FARLOW	2-3	730	\$130

DIVISION D		W-L	TP	
	JOE RUTHVIN	5-0	782	\$50
	JASON SAUTER	3-2	714	WC
12	EDDIE DIX	2-3	731	\$145
9	JIMMIE COINER	2-3	719	\$140
6	MIKE MANNS	2-3	709	\$135
3	GARY MCKINSEY	1-4	609	\$130

DIVISION E		W-L	TP	
	JOSH CIEPIELA	4-1	652	\$50
	LEAH LANCASTER	4-1	630	WC
12	GREG JOHNSON	2-3	663	\$145
9	TOMMY MILLER	2-3	610	\$140
6	BRITNEY BURKE	2-3	589	\$135
3	BRADY KERR	1-4	585	\$130

DIVISION F		W-L	TP	
	BRIAN BANZHOFF	4-1	723	\$50
	DEREK HALLER	3-2	668	WC
12	CHRIS USILTON	3-2	653	\$145
9	CHRIS PETEFISH	3-2	598	\$140
6	RUSS WELTON	1-4	608	\$135
3	TIM RYKOWSKI	1-4	543	\$130

STRIKE BALL RESULTS		
All	BRIAN KEITZ	NO
Half	FRANK WAGNER SR.	NO
All	JAKE OURSLER	NO
Half	JOHN BIEDERMAN	NO
All	MATT ANASTASI	NO
Half	CHUCK PARIS	YES
All	BRAD PALMER	YES
Half		
All	JIMMIE COINER	YES
Half		

FREE ENTRY WINNERS	
	MIKE SCHAFFER
	BARRY SCHRIEFER
	GLENN WEBB
	JOHN WRIGHT
	SCOTT PHILLIPS
	JEFF FRANCIS

BRACKET MATCHES		
ROUND 1		
8	LEAH LANCASTER	\$210
9	WALT BROOKS	161

5	RICHIE HIPKINS	\$210
12	DEREK HALLER	141

6	JOHN DAVIS JR	\$210
11	JASON SAUTER	119

7	BRIAN SANTUCCIO-WEVER	136
10	PHIL DIX	\$210

ROUND 2		
1	JOE RUTHVIN	131
9	WALT BROOKS	\$280

4	JOSH CIEPIELA	124
12	DEREK HALLER	\$280

3	BRIAN BANZHOFF	151
11	JASON SAUTER	\$280

2	JOHN DEANTONIIS	125
7	BRIAN SANTUCCIO-WEVER	\$280

SEMI-FINALS		
1	JOE RUTHVIN	186
4	JOSH CIEPIELA	\$380

3	BRIAN BANZHOFF	\$380
2	JOHN DEANTONIIS	149

FINALS			
1	JOE RUTHVIN	151	\$1,350
2	JOHN DEANTONIIS	149	\$700

ALTERNATES	
SCR	MATT BUCKINGHAM
POA	TOMMIE SUMMERVILLE

SCRATCH ALTERNATE ROLL-OFF	

POA ALTERNATE ROLL-OFF		

200 GAMES	
EDDIE DIX	227
RICHIE HIPKINS	213
LISA HUBER	206

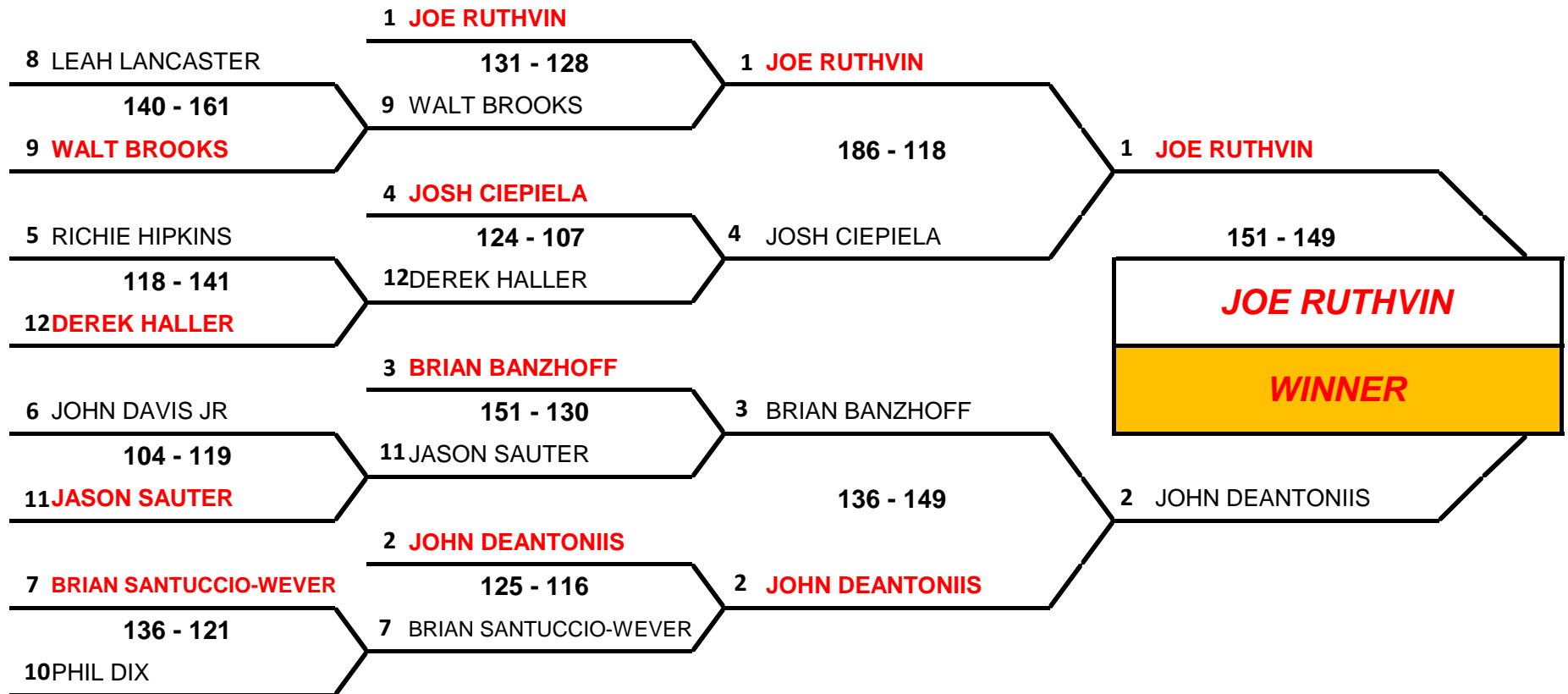
36 QUALIFIERS

TOP 2 from each Division make the Bracket

(6) Division Winners Seeded 1-6, (6) Division 2nd Place Seeded 7-12

	DIVISION WINNER	W-L	TP
DIV A	JOHN DAVIS JR	3-2	821
DIV B	JOHN DEANTONIIS	4-1	751
DIV C	RICHIE HIPKINS	3-2	869
DIV D	JOE RUTHVIN	5-0	782
DIV E	JOSH CIEPIELA	4-1	652
DIV F	BRIAN BANZHOFF	4-1	723

	DIVISION 2ND PLACE	W-L	TP
	PHIL DIX	3-2	757
	BRIAN SANTUCCIO-WEVER	4-1	756
	WALT BROOKS	3-2	760
	JASON SAUTER	3-2	714
	LEAH LANCASTER	4-1	630
	DEREK HALLER	3-2	668



POP WHITTEN PRO TOUR

2018-19 SEASON - STOP #11 @ WHITE OAK

Rank	Name	AVG	GM1	GM2	GM3	GM4	GM5	GM6	TOTAL	POA	BOY
1	BERENDS, MARK	144	149	167	169	180	192	125	982	118	125
2	KRUGER, CHRIS	142	133	221	130	183	137	159	963	111	99
3	MCKINSEY, GARY	134	139	152	164	128	159	192	934	130	98
4	SANTOS, DYLAN	143	157	148	169	166	127	154	921	63	97
5	SMITH, BRUCE	150	145	142	154	177	171	127	916	16	96
6	WILSON, JOHNNY	139	168	116	148	184	156	143	915	81	95
7	DAVIS, JOHN JR	148	166	147	139	137	165	157	911	23	94
8	BROOKS, WALT	147	142	127	120	179	165	170	903	21	93
9	FARLOW, RANDY	145	120	177	142	150	138	170	897	27	91.5
10	CALLAHAN, MARK	136	170	142	154	157	151	123	897	81	91.5
11	SEARS, JOEY	142	143	161	148	148	140	155	895	43	90
12	HARWOOD, CHRIS	131	158	148	158	153	131	142	890	104	89
13	OSWALD, KYLE	128	139	166	155	127	158	134	879	111	88
14	RUTHVIN, JOE	148	142	138	135	158	152	153	878	-10	87
15	YOWELL, ROB	140	166	171	123	143	111	161	875	35	86
16	SAGHY, JASON	139	144	142	162	155	136	128	867	33	85
17	HICKS, CHUCK	139	184	128	143	111	174	124	864	30	84
18	DIX, PHIL	142	137	133	132	140	179	141	862	10	82.5
19	SCHRIEFER, BARRY	142	176	108	113	169	145	151	862	10	82.5
20	COLLISON, BILLY	139	119	147	161	146	147	137	857	23	81
21	SIMON, JAMES	139	143	127	136	150	115	184	855	21	80
22	ANASTASI, MARC	135	130	133	152	144	145	148	852	42	79
23	TURNER, BUDDY	140	150	175	144	124	125	133	851	11	77.5
24	COOK, CHUCK	136	169	112	147	154	123	146	851	35	77.5
25	MATHESON, WAYNE	144	156	128	127	155	136	148	850	-14	76
26	DIX, EDDIE	135	147	124	148	131	167	132	849	39	75
27	TAYLOR, CJ	134	121	142	163	116	148	154	844	40	74
28	MONTEIRO, LEO	145	147	161	134	111	127	163	843	-27	72.5
29	DOVE, DON	147	146	156	127	158	116	140	843	-39	72.5
30	PISTORIO, ERIK	139	147	121	130	159	166	116	839	5	71
	GUE, COLTON	146	104	169	150	137	130	146	836	-40	70
34	DODSON, SHAUN	125	154	163	138	125	127	129	836	86	69
37	STEINERT, MIKE JR	126	142	146	146	129	146	126	835	79	68
42	PHILLIPS, SCOTT	129	140	123	116	109	151	195	834	60	67
	BERTOLDI, MIKE	132	121	120	131	176	160	125	833	41	65.5
38	STEWART, JUSTIN	126	117	134	150	141	151	140	833	77	65.5
	BULL, KRISTIN	135	134	129	108	156	175	124	826	16	64
	STEINERT, MIKE	142	130	123	126	147	150	148	824	-28	63
	WOLGAMUTH, SCOTT	138	156	121	170	144	127	104	822	-6	61.5
	VESCHUSIO, CHRIS	143	153	122	132	150	124	141	822	-36	61.5
	SANTUCCIO-WEVER, BRIAN	143	141	128	157	121	132	141	820	-38	60
	PARIS, CHUCK	140	112	140	155	145	117	150	819	-21	58.5
41	HIGGS, ROY	126	125	122	143	150	146	133	819	63	58.5
	HIPKINS, BERNIE	145	140	125	162	128	123	138	816	-54	56.5
	HANLEY, ROB	146	156	152	125	121	146	116	816	-60	56.5
33	RINEER, ALYSON	120	123	141	147	140	134	130	815	95	55
	BUCKINGHAM, MATT	139	152	119	140	128	119	156	814	-20	54
	HARMEL, NICK	137	138	122	161	118	136	137	812	-10	52.5
	JOHNSON, GREG	128	111	135	155	141	133	137	812	44	52.5
	ROTH, CHRIS	132	137	139	146	157	112	120	811	19	51
	GREEN, ROB	133	136	132	111	147	133	151	810	12	50
32	WYNKOOP, GEORGE	118	128	135	147	103	143	153	809	101	48.5
	KEEFER, ROB	135	134	139	135	137	133	131	809	-1	48.5
	THOMPSON, JIMMY	134	125	124	136	173	122	128	808	4	47
31	CIEPIELA, JOSH	115	121	129	122	196	99	138	805	115	44
	GIBSON, KEVIN	133	115	164	142	137	107	140	805	7	44

POP WHITTEN PRO TOUR

2018-19 SEASON - STOP #11 @ WHITE OAK

Rank	Name	AVG	GM1	GM2	GM3	GM4	GM5	GM6	TOTAL	POA	BOY
	ROWLEY, STEVE	134	128	146	150	124	132	125	805	1	44
	PENNY, LUCAS	142	126	150	142	123	134	130	805	-47	44
	THOMAS, BILLY	146	136	122	142	130	145	130	805	-71	44
	BANZHOFF, BRIAN	135	117	119	138	103	143	181	801	-9	41
	STADLER, TIM	133	130	141	149	135	139	106	800	2	40
	DEANTONIIS, JOHN	147	123	112	132	146	127	158	798	-84	39
	HUBER, JOHN	140	138	116	140	134	128	139	795	-45	38
	GERHARD, ANDY	140	112	139	127	160	152	104	794	-46	37
	RICHARDS, ZACH	124	104	126	145	157	120	140	792	48	35.5
	BALL, ERIC	131	154	123	129	125	134	127	792	6	35.5
	HUFFMAN, ANDY	139	113	141	129	154	125	129	791	-43	34
	WELTON, RUSS	128	143	120	138	132	122	135	790	22	33
	BULL, STEVE	137	160	141	110	115	100	162	788	-34	31.5
	HUBER, LISA	143	137	133	144	144	115	115	788	-70	31.5
	ANASTASI, MATT	145	117	134	155	147	123	111	787	-83	29
	RUPERT, BUTCH	136	114	136	155	124	109	149	787	-29	29
	LANCASTER, LEAH	132	117	137	136	132	123	142	787	-5	29
	DAVIES, ROGER	124	128	128	129	132	135	131	783	39	27
	WEAVER, MICHAEL	139	120	129	131	133	151	118	782	-52	25.5
	WRIGHT, JOHN	124	134	128	129	109	136	146	782	38	25.5
	MILLER, TOMMY	125	123	130	124	116	176	112	781	31	24
	OBER, DENNIS	131	128	159	108	96	150	137	778	-8	23
	KISKIS, MIKE	129	151	123	105	153	122	122	776	2	22
	SCHISLER, CHARLIE	124	149	120	132	114	139	121	775	31	21
40	ADAMS, ADRIANNE	118	108	139	127	119	139	142	774	66	20
	COINER, JIMMIE	137	132	112	149	123	126	129	771	-51	19
	MCCLAY, DANI	132	137	138	139	132	112	110	768	-24	18
	BRAYDEN, ROBERT	126	104	158	110	122	164	109	767	11	16.5
	MENDENHALL, ART	129	160	118	123	141	84	141	767	-7	16.5
36	KERR, BRADY	114	140	121	120	156	102	127	766	82	14
	RYKOWSKI, TIM	126	118	127	131	143	131	116	766	10	14
	GREEN, BRYAN	134	130	123	107	143	128	135	766	-38	14
	MATHESON, CARRIE	121	118	146	166	119	115	101	765	39	11
	DEFRANCESCO, TONY	129	113	150	145	130	116	111	765	-9	11
	LIPKA, WAYNE	139	150	148	96	128	133	110	765	-69	11
	RINALDI, PAT	131	108	131	143	143	124	115	764	-22	9
	PALMER, BRAD	123	131	157	112	130	103	130	763	25	7
35	SPISAK, MIKE	113	125	102	131	124	145	136	763	85	7
	SHATZER, DOUG	122	137	139	142	127	109	109	763	31	7
	LOCHSTAMPHOR, DONALD	131	123	151	118	127	112	131	762	-24	5
	ZOMBRO, CHARLIE	124	118	121	132	141	139	111	762	18	5
	KEITZ, BRIAN	122	121	121	129	130	149	107	757	25	5
	EDMONDS, EDDIE	124	116	133	122	121	116	149	757	13	5
	SMITH, BARRY	118	133	137	121	126	148	92	757	49	5
	ANDERSON, DALTON	129	136	130	116	136	115	118	751	-23	5
	BARRY, ROB	130	95	116	153	104	160	120	748	-32	5
	SCHAEFFER, MIKE	128	139	117	100	118	126	148	748	-20	5
	FELICIANO, JULIO	120	160	84	133	140	124	105	746	26	5
	WILLIAMS, TODD	126	122	105	138	169	96	112	742	-14	5
	HALLER, KEITH	118	116	125	98	140	138	124	741	33	5
	RINEER, JOE	132	125	111	148	107	125	119	735	-57	5
	MANDLEY, KAREN	116	125	110	146	113	121	120	735	39	5
43	HAYES, JAMES	112	115	120	145	126	124	94	724	52	5
	SPIEGEL, MIKE	116	104	140	97	119	137	119	716	20	5
	CAMPBELL, DANNY	115	134	113	98	112	132	127	716	26	5
	SCHREIBMAN, FRANK	127	131	119	124	132	118	91	715	-47	5

POP WHITTEN PRO TOUR

2018-19 SEASON - STOP #11 @ WHITE OAK

Rank	Name	AVG	GM1	GM2	GM3	GM4	GM5	GM6	TOTAL	POA	BOY
	VINSON, SHAWN	117	162	108	105	91	129	117	712	10	5
	ZOMBRO, CHARLIE SR	113	137	142	115	109	101	105	709	31	5
	WAGNER, FRANK	128	114	143	111	114	100	126	708	-60	5
	CASON, JEFF	122	97	141	120	115	130	105	708	-24	5
	CHAPMAN, DANIELLE	118	103	132	132	129	109	101	706	-2	5
	BEUCHERT, JOHN	131	112	100	143	154	87	108	704	-82	5
	NEBINGER, MICHELLE	115	121	118	107	100	126	129	701	11	5
39	SPENCER, CORI	104	112	115	103	124	95	149	698	74	5
	KING, BOB	134	123	98	105	133	119	117	695	-109	5
	MATHESON, WAYNE SR	119	121	95	105	157	106	110	694	-20	5
	TIPTON, JACK	114	102	92	129	123	133	109	688	4	5
	MCMILLEN, CINDY	132	110	119	128	109	124	97	687	-105	5
	PHILLIPS, GREG	107	120	116	106	124	125	96	687	45	5
	STOLLOF, JENN	107	94	102	104	119	148	119	686	44	5
	BILZ, DENNIS	121	97	109	121	120	118	120	685	-41	5
	DARLING, JIMMY	126	131	124	99	116	105	100	675	-81	5
	NIEDZWICKI, ANDREA	121	105	97	134	139	90	97	662	-64	5
	COPPER, MIKE	121	111	118	104	92	127	110	662	-64	5
	PETFISH, CHRIS	117	109	108	95	114	103	131	660	-42	5
	MOSSBURG, HEATHER	116	123	117	113	95	106	103	657	-39	5
	LEHR, KARL	107	105	107	98	116	97	122	645	3	5
	ELLIOTT, JOE	124	128	106	104	108	97	101	644	-100	5
	MAURER, STEPHEN	114	116	94	97	111	108	113	639	-45	5
	STOLLOF, TAYLOR	113	97	102	97	96	112	133	637	-41	5
	KASTANARAS, NICK	112	113	92	119	87	98	119	628	-44	5
	PICKETT, STACEY	125	96	106	113	95	101	111	622	-128	5

PINS OVER AVERAGE:

	POA	TOTAL
31 CIEPIELA, JOSH	115	805
32 WYNKOOP, GEORGE	101	809
33 RINEER, ALYSON	95	815
34 DODSON, SHAUN	86	836
35 SPISAK, MIKE	85	763
36 KERR, BRADY	82	766
37 STEINERT, MIKE JR	79	835
38 STEWART, JUSTIN	77	833
39 SPENCER, CORI	74	698
40 ADAMS, ADRIANNE	66	774
41 HIGGS, ROY	63	819
42 PHILLIPS, SCOTT	60	834

PINS OVER ALTERNATE:

	POA	TOTAL
43 HAYES, JAMES	52	724

POP WHITTEN PRO TOUR

2018-19 SEASON - STOP #11 @ WHITE OAK

DIVISION A		W - L	TP
	SEARS, JOEY	5 - 0	814 \$70
	COLLISON, BILLY	4 - 1	765 WC
12	PISTORIO, ERIK	3 - 2	721 \$300
9	BERENDS, MARK	2 - 3	701 \$275
6	SIMON, JAMES	1 - 4	695 \$250
3	CALLAHAN, MARK	0 - 5	631 \$200

DIVISION B		W - L	TP
	SCHRIEFER, BARRY	5 - 0	733 \$70
	FARLOW, RANDY	3 - 2	771 WC
12	DOVE, DON	2 - 3	781 \$300
9	ANASTASI, MARC	2 - 3	691 \$275
6	KRUGER, CHRIS	2 - 3	681 \$250
3	HARWOOD, CHRIS	1 - 4	659 \$225

DIVISION C		W - L	TP
	DIX, PHIL	3 - 2	790 \$70
	BROOKS, WALT	3 - 2	784 WC
12	OSWALD, KYLE	3 - 2	674 \$300
9	TURNER, BUDDY	2 - 3	724 \$275
6	MONTEIRO, LEO	2 - 3	715 \$250
3	MCKINSEY, GARY	2 - 3	709 \$225

DIVISION D		W - L	TP
	DAVIS, JOHN JR	4 - 1	804 \$70
	RUTHVIN, JOE	3 - 2	745 WC
12	COOK, CHUCK	3 - 2	710 \$300
9	HICKS, CHUCK	2 - 3	706 \$275
6	TAYLOR, CJ	2 - 3	609 \$250
3	SANTOS, DYLAN	1 - 4	631 \$225

DIVISION E		W - L	TP
	MATHESON, WAYNE	5 - 0	801 \$70
	SMITH, BRUCE	3 - 2	714 WC
12	YOWELL, ROB	3 - 2	707 \$300
9	SAGHY, JASON	2 - 3	678 \$275
6	DIX, EDDIE	1 - 4	630 \$250
3	WILSON, JOHNNY	1 - 4	681 \$225

DIVISION F		W - L	TP
	PHILLIPS, SCOTT	5 - 0	722 \$70
	STEWART, JUSTIN	3 - 2	624 WC
12	DODSON, SHAUN	3 - 2	625 \$300
9	CIEPIELA, JOSH	2 - 3	571 \$275
6	SPENCER, CORI	1 - 4	579 \$250
3	SPISAK, MIKE	1 - 4	528 \$225

DIVISION G		W - L	TP
	HIGGS, ROY	4 - 1	638 \$70
	WYNKOOP, GEORGE	3 - 2	626 WC
12	ADAMS, ADRIANNE	2 - 3	647 \$300
9	STEINERT, MIKE JR	2 - 3	621 \$275
6	RINEER, ALYSON	2 - 3	619 \$250
3	KERR, BRADY	2 - 3	583 \$225

ALTERNATES	
SCR	COLTON GUE
POA	JAMES HAYES

200 GAMES	
PHIL DIX	224
CHRIS KRUGER	221

BRACKET MATCHES

ROUND 1

8	BILLY COLLISON	166		20
9	WALT BROOKS	161	\$410	

5	JOHN DAVIS JR	162	\$410	20
12	BRUCE SMITH	166		

4	SCOTT PHILLIPS	112		20
13	GEORGE WYNKOOP	105	\$410	

3	BARRY SCHRIEFER	130	\$410	20
14	JUSTIN STEWART	161		

6	ROY HIGGS	111	\$410	20
11	JOE RUTHVIN	138		

7	PHIL DIX	224		20
10	RANDY FARLOW	128	\$410	

ROUND 2

1	JOEY SEARS	153		30
8	BILLY COLLISON	135	\$620	

12	BRUCE SMITH	153		30
4	SCOTT PHILLIPS	120	\$620	

14	JUSTIN STEWART	121	\$620	30
11	JOE RUTHVIN	153		

7	PHIL DIX	143	\$620	30
2	WAYNE MATHESON	153		

SEMI-FINALS

1	JOEY SEARS	126	\$900	40
12	BRUCE SMITH	138		

11	JOE RUTHVIN	178		40
2	WAYNE MATHESON	165	\$900	

FINALS

12	BRUCE SMITH	129	\$1,600	50
11	JOE RUTHVIN	130	\$2,800	75

POA ROLL-OFF	

SCRATCH ROLL-OFF	

FREE ENTRY WINNERS	
PAT RINALDI	MICHELLE NEBINGER
MIKE SCHAEFFER	KRISTEN BULL
CHRIS HARWOOD	JOE ELLIOTT
FRANK SCHREIBMAN	DENNIS BILZ

STRIKE BALL RESULTS		
All	CJ TAYLOR	WIN
Half		
All	CHUCK HICKS	WIN
Half		
All	ROGER DAVIES	WIN
Half		

42 QUALIFIERS

TOP 2 from each Division make the Bracket

(7) Division Winners Seeded 1-7, (7) Division 2nd Place Seeded 8-14

	DIVISION WINNER	W-L	TP
DIV A	SEARS, JOEY	5 - 0	814
DIV B	SCHRIEFER, BARRY	5 - 0	733
DIV C	DIX, PHIL	3 - 2	790
DIV D	DAVIS, JOHN JR	4 - 1	804
DIV E	MATHESON, WAYNE	5 - 0	801
DIV F	PHILLIPS, SCOTT	5 - 0	722
DIV G	HIGGS, ROY	4 - 1	638

	DIVISION 2ND PLACE	W-L	TP
	COLLISON, BILLY	4 - 1	765
	FARLOW, RANDY	3 - 2	771
	BROOKS, WALT	3 - 2	784
	RUTHVIN, JOE	3 - 2	745
	SMITH, BRUCE	3 - 2	714
	STEWART, JUSTIN	3 - 2	624
	WYNKOOP, GEORGE	3 - 2	626

