

2017/18 POP WHITTEN TOUR - SEASON RESULTS

OVERALL - Bowler of the Year

1	DON DOVE	1334.5
2	MARK BERENDS	1155.5
3	BERNIE HIPKINS	1082.5
4	MARK KLINGELHOFER	1040.5
5	JOHN DEANTONIIS	1035.0

High Tour Average (min 66 gms)

1	MARK BERENDS	149.98
2	DON DOVE	149.56
3	JESSE DIETSCH	148.50
4	MARK KLINGELHOFER	147.02
5	MATT ANASTASI	145.37

133 average & under

1	JOHN BEUCHERT	650.5
2	DAVE RICHARDSON	579.5
3	KEITH LIPKA	546.5
4	BOB KING	453.5
5	DAN DORRETT JR	423.5

	2017/18 SEASON			FINAL	WINNER	#	FINAL	RUNNER-UP	#	TOP QUALIFIER	#	ENT	SCQ	POQ	TQ	CUT	CAVG	POA	3RD / 4TH PLACE	3RD / 4TH PLACE
1	2017	SEP	AMF SOUTHWEST	142	MARK BERENDS	6	132	JESSE DIETSCH	2	PHIL DIX JESSE DIETSCH	2 4	103	24	6	986	862	143.67	78	ERIC BUTTON	MIKE STEINERT
2	2017	OCT	AMF DUNDALK	135	BERNIE HIPKINS	7	100	JEN NEBINGER	1	PHIL DIX	3	98	24	6	1001	860	143.33	75	CECIL SAROOPCHAND	JEN NEBINGER
3	2017	NOV	SUITLAND BOWL	169	BERNIE HIPKINS	8	169	MICHAEL WEAVER	3	JASON SAGHY	2	76	18	6	922	849	141.50	39	MATT BUCKINGHAM	PHIL DIX
4	2018	JAN	PINLAND	139	DAVE RICHARDSON	1	122	JESSE DIETSCH	3	WALT BROOKS	6	114	24	12	959	841	140.17	44	DON DOVE	ROB HANLEY
5	2018	FEB	AMF SOUTHWEST	146	JESSE DIETSCH	3	130	ROB TRIPLETT	3	MARK KLINGELHOFER	6	153	30	18	991	851	141.83	49	GREGG BOYLE	WALT BROOKS
6	2018	MAR	PARKVILLE	127	JOHN BEUCHERT	1	112	STEVE BULL	1	JEREMY RUTHVIN	1	157	30	18	924	821	136.83	13	ANDY GERHARD	DON DOVE
7	2018	APR	AMF DUNDALK	135	JOHN BIEDERMAN	6	103	DALTON ANDERSON	1	CHRIS LOUTH	2	150	30	18	986	869	144.83	59	LEAH LANCASTER	MARK KLINGELHOFER
8	2018	MAY	PINLAND	217	DON DOVE	8	134	MARK KLINGELHOFER	7	JOHN HUBER	1	97	24	6	949	848	141.33	68	JOHN DEANTONIIS	JOHN HUBER
9	2018	JUN	MT AIRY	157	BERNIE HIPKINS	9	128	MARK NIGH	3	BERNIE HIPKINS	14	147	24	12	934	870	145.00	77	DON DOVE	JERAMIE KILLINGSWORTH
10	2018	JUL	DUAL LANES	166	ALEX BARNES	2	159	MATT ANASTASI	1	MARK BERENDS	7	127	24	12	975	868	144.67	38	BRUCE SMITH	MIKE STEINERT
11	2018	AUG	WHITE OAK(M)	169	DON DOVE	9	142	BERNIE HIPKINS	3	JOHN BEUCHERT	1	144	30	12	971	879	146.50	69	CHUCK HICKS	JESSE DIETSCH

PWPT - TOTAL STATS 2017/18 Season

NAME	QUALIFYING GAMES			DIVISION GAMES				BRACKET GAMES				TOTALS						
	Q GMS	Q PINS	Q AVG	D GMS	D PINS	D AVG	D WIN	D LOSS	B GMS	B PINS	B AVG	B WIN	B LOSS	T GMS	T PINS	T AVG	T WIN	T LOSS
2017/18																		
ADAMS, ADRIANNE	30	3653	121.77	10	1092	109.20	2	8						40	4745	118.63	2	8
ANASTASI, ANTHONY	54	7295	135.09	15	2151	143.40	8	7	1	133	133.00	0	1	70	9579	136.84	8	8
ANASTASI, MARC	48	6770	141.04	20	2793	139.65	6	14						68	9563	140.63	6	14
ANASTASI, MATT	48	6885	143.44	25	3726	149.04	15	10	7	1019	145.57	4	3	80	11630	145.38	19	13
ANDERSON, DALTON	54	6971	129.09	15	1885	125.67	7	8	4	548	137.00	3	1	73	9404	128.82	10	9
BALL, ERIC	24	3282	136.75	5	690	138.00	2	3						29	3972	136.97	2	3
BANZHOFF, BRIAN	18	2358	131.00											18	2358	131.00	0	0
BARBER, JOHN	6	781	130.17											6	781	130.17	0	0
BARNES, ALEX	41	5611	136.85	10	1531	153.10	7	3	3	452	150.67	3	0	54	7594	140.63	10	3
BARNES, MARTY	36	4776	132.67	5	662	132.40	2	3						41	5438	132.63	2	3
BARNES, MIKE	6	818	136.33	5	594	118.80	1	4						11	1412	128.36	1	4
BARRY, ROB	30	3865	128.83	10	1431	143.10	6	4	1	123	123.00	0	1	41	5419	132.17	6	5
BEDDOW, MICHELLE	12	1464	122.00	5	566	113.20	1	4						17	2030	119.41	1	4
BERENDS, DENA	6	669	111.50											6	669	111.50	0	0
BERENDS, MARK	66	9804	148.55	51	7589	148.80	28	22	6	905	150.83	3	3	123	18298	148.76	31	25
BERTOLDI, DAVE	6	818	136.33	5	600	120.00	2	3						11	1418	128.91	2	3
BERTOLDI, KATY	6	715	119.17											6	715	119.17	0	0
BERTOLDI, MIKE	60	7919	131.98	6	729	121.50	4	1	1	128	128.00	0	1	67	8776	130.99	4	2
BEUCHERT, JOHN	60	8048	134.13	31	4165	134.35	15	15	8	1032	129.00	6	2	99	13245	133.79	21	17
BICKFORD, MELISSA	12	1412	117.67											12	1412	117.67	0	0
BIEDERMAN, JOHN	48	6871	143.15	20	2958	147.90	13	7	6	852	142.00	4	2	74	10681	144.34	17	9
BLAKE, ISAAC	12	1713	142.75	5	676	135.20	1	4						17	2389	140.53	1	4
BOSLEY, TIM	12	1713	142.75											12	1713	142.75	0	0
BOYCE, NICK	6	779	129.83											6	779	129.83	0	0
BOYLE, GREGG	12	1668	139.00	10	1308	130.80	6	4	3	471	157.00	2	1	25	3447	137.88	8	5
BRAYDEN, ROBERT	30	3819	127.30	5	628	125.60	2	3						35	4447	127.06	2	3
BROOKS, WALT	66	9455	143.26	20	2923	146.15	12	8	3	444	148.00	2	1	89	12822	144.07	14	9
BUCKINGHAM, MATT	60	8657	144.28	30	4251	141.70	17	13	3	384	128.00	1	2	93	13292	142.92	18	15
BULL, KRISTIN	30	3913	130.43											30	3913	130.43	0	0
BULL, STEVE	54	7357	136.24	10	1335	133.50	6	4	4	545	136.25	3	1	68	9237	135.84	9	5
BURDETTE, DANNY	36	4979	138.31	15	2061	137.40	7	8	1	127	127.00	0	1	52	7167	137.83	7	9
BURKE, KEVIN	6	961	160.17	5	773	154.60	3	2	1	129	129.00	0	1	12	1863	155.25	3	3
BUTTON, ERIC	48	6268	130.58	10	1376	137.60	10	0	3	378	126.00	1	2	61	8022	131.51	11	2
CALLAHAN, MARK	60	8526	142.10	25	3470	138.80	13	12	1	144	144.00	0	1	86	12140	141.16	13	13
CAMPBELL, ALLEN	6	789	131.50											6	789	131.50	0	0
CAMPBELL, DANNY	48	5377	112.02											48	5377	112.02	0	0
CAMPBELL, FOSTER	30	3881	129.37	5	680	136.00	2	3						35	4561	130.31	2	3
CASE, EDDIE SR	6	658	109.67											6	658	109.67	0	0
CASON, JEFF	66	8423	127.62	15	1882	125.47	8	7	1	106	106.00	0	1	82	10411	126.96	8	8
CASTIGLIONI, CHRIS	30	4133	137.77	5	713	142.60	4	1						35	4846	138.46	4	1
CHAPMAN, DANIELLE	6	708	118.00	5	633	126.60	3	2						11	1341	121.91	3	2
CHIEDI, CARMELO	6	690	115.00											6	690	115.00	0	0
CHMIELEWSKI, MICHAEL	6	647	107.83											6	647	107.83	0	0

PWPT - TOTAL STATS 2017/18 Season

NAME	QUALIFYING GAMES			DIVISION GAMES					BRACKET GAMES					TOTALS				
	Q GMS	Q PINS	Q AVG	D GMS	D PINS	D AVG	D WIN	D LOSS	B GMS	B PINS	B AVG	B WIN	B LOSS	T GMS	T PINS	T AVG	T WIN	T LOSS
CIEPIELA, JOSH	30	3328	110.93											30	3328	110.93	0	0
COHEN, BEN	6	758	126.33											6	758	126.33	0	0
COINER, JIMMIE	36	5173	143.69	15	2016	134.40	8	7	1	122	122.00	0	1	52	7311	140.60	8	8
COLLISON, BILL	24	3393	141.38	5	755	151.00	2	3						29	4148	143.03	2	3
COLWELL, HEATHER	12	1327	110.58	5	549	109.80	0	5						17	1876	110.35	0	5
CONNERS, STEVE	12	1690	140.83	5	695	139.00	1	4						17	2385	140.29	1	4
COOK, CHUCK	58	7935	136.81	15	2075	138.33	6	9	2	263	131.50	1	1	75	10273	136.97	7	10
COOK, WILL	18	2265	125.83											18	2265	125.83	0	0
COPPER, DENISE	6	578	96.33											6	578	96.33	0	0
COPPER, MIKE	30	3544	118.13	5	547	109.40	1	4						35	4091	116.89	1	4
COVELL, JEFF	6	755	125.83											6	755	125.83	0	0
CULPEPPER, JASON	42	5507	131.12	5	653	130.60	3	2						47	6160	131.06	3	2
CURRY, ALISON	12	1481	123.42											12	1481	123.42	0	0
DARLING, EDDIE	6	698	116.33											6	698	116.33	0	0
DARLING, JIMMY	12	1395	116.25											12	1395	116.25	0	0
DAVIES, ROGER	24	3059	127.46	10	1195	119.50	5	5	1	111	111.00	0	1	35	4365	124.71	5	6
DAVIS, HEATHER	30	3476	115.87											30	3476	115.87	0	0
DAVIS, JOHN JR	24	3405	141.88	10	1458	145.80	4	6						34	4863	143.03	4	6
DAVIS, MARK	6	802	133.67											6	802	133.67	0	0
DEANTONIIS, JOHN	66	9691	146.83	35	5011	143.17	21	14	6	824	137.33	2	4	107	15526	145.10	23	18
DEFRANCESCO, TONY	42	5399	128.55	5	679	135.80	4	1	1	143	143.00	0	1	48	6221	129.60	4	2
DEGRAFF, PAUL	4	508	127.00											4	508	127.00	0	0
DELISI, STEVEN	12	1431	119.25	10	1153	115.30	3	7						22	2584	117.45	3	7
DIETSCH, JESSE	48	6986	145.54	25	3859	154.36	19	6	13	1926	148.15	10	3	86	12771	148.50	29	9
DIX, EDDIE	54	7413	137.28	10	1362	136.20	5	5	1	135	135.00	0	1	65	8910	137.08	5	6
DIX, PHIL	66	9686	146.76	45	6491	144.24	22	23	6	748	124.67	2	4	117	16925	144.66	24	27
DODSON, SHAUN	36	4588	127.44	5	578	115.60	3	2						41	5166	126.00	3	2
DORRETT, DAN III	18	2257	125.39	5	637	127.40	2	3						23	2894	125.83	2	3
DORRETT, DAN JR	42	5635	134.17	15	2083	138.87	12	3	6	810	135.00	3	3	63	8528	135.37	15	6
DOVE, DON	66	9825	148.86	45	6724	149.42	34	11	17	2610	153.53	11	6	128	19159	149.68	45	17
DOVE, REBECCA	12	1585	132.08	5	653	130.60	3	2						17	2238	131.65	3	2
DUNNIGAN, ALEX	36	4910	136.39	11	1536	139.64	8	2	2	249	124.50	0	2	49	6695	136.63	8	4
EDMONDS, EDDIE	12	1546	128.83											12	1546	128.83	0	0
ELLIOTT, JOE	42	5195	123.69	10	1243	124.30	4	6	2	254	127.00	1	1	54	6692	123.93	5	7
EWING, TONY	42	4694	111.76	10	1109	110.90	2	8						52	5803	111.60	2	8
EYLER, PAUL	12	1561	130.08											12	1561	130.08	0	0
FARLOW, RANDY	60	8510	141.83	26	3616	139.08	12	13	1	117	117.00	0	1	87	12243	140.72	12	14
FISH, RYAN	24	2646	110.25											24	2646	110.25	0	0
FISHER, BETHANY	6	770	128.33	6	731	121.83	2	3						12	1501	125.08	2	3
FRANCIS, JEFF	21	2759	131.38											21	2759	131.38	0	0
FRANCIS, KATHY	12	1377	114.75	5	596	119.20	3	2						17	1973	116.06	3	2
FRANCIS, MIKE	24	2953	123.04											24	2953	123.04	0	0
GAEGLER, STACEY	6	862	143.67	1	109	109.00								7	971	138.71	0	0
GARRIOTT, DAVE	12	1674	139.50	5	625	125.00	1	4						17	2299	135.24	1	4

PWPT - TOTAL STATS 2017/18 Season

NAME	QUALIFYING GAMES			DIVISION GAMES					BRACKET GAMES					TOTALS				
	Q GMS	Q PINS	Q AVG	D GMS	D PINS	D AVG	D WIN	D LOSS	B GMS	B PINS	B AVG	B WIN	B LOSS	T GMS	T PINS	T AVG	T WIN	T LOSS
GERHARD, ANDY	42	6037	143.74	20	2919	145.95	9	11	3	389	129.67	2	1	65	9345	143.77	11	12
GIBSON, KEVIN	42	5583	132.93	5	651	130.20	2	3						47	6234	132.64	2	3
GRANGER, HOWARD	60	7217	120.28	5	628	125.60	3	2						65	7845	120.69	3	2
GRAY, CHASITY	6	756	126.00											6	756	126.00	0	0
GREEN, BRYAN	66	9280	140.61	30	4098	136.60	16	14	2	299	149.50	1	1	98	13677	139.56	17	15
GREEN, ROB	36	4710	130.83	10	1318	131.80	8	2	2	268	134.00	0	2	48	6296	131.17	8	4
GREGORY, MARCIE	6	663	110.50											6	663	110.50	0	0
GUE, COLTON	30	4405	146.83	20	3031	151.55	10	10	2	281	140.50	1	1	52	7717	148.40	11	11
HALLER, DEREK	6	717	119.50											6	717	119.50	0	0
HALLER, KEITH	12	1539	128.25	5	610	122.00	2	3						17	2149	126.41	2	3
HALLER, MICHELLE	12	1486	123.83	10	1061	106.10	3	7						22	2547	115.77	3	7
HAMMETT, MARK	6	719	119.83											6	719	119.83	0	0
HANLEY, ROB	30	4242	141.40	15	2128	141.87	8	7	3	505	168.33	2	1	48	6875	143.23	10	8
HARMEL, NICK	54	7468	138.30	15	2033	135.53	4	11						69	9501	137.70	4	11
HARMON, DEAN	6	643	107.17											6	643	107.17	0	0
HARTMAN, DEVEN	48	6822	142.13	20	2624	131.20	8	12						68	9446	138.91	8	12
HARTNER, CHRIS	30	4008	133.60	5	728	145.60	4	1	2	221	110.50	1	1	37	4957	133.97	5	2
HARTNER, MELISSA	54	6623	122.65	20	2325	116.25	5	15						74	8948	120.92	5	15
HARWOOD, CHRIS	30	3946	131.53	5	652	130.40	1	4						35	4598	131.37	1	4
HAYES, DAVE	30	3792	126.40											30	3792	126.40	0	0
HICKS, CHUCK	54	7159	132.57	10	1474	147.40	6	4	3	405	135.00	2	1	67	9038	134.90	8	5
HICKS, RANDY	24	2999	124.96	5	663	132.60	3	2						29	3662	126.28	3	2
HIGGS, ROY JR	6	802	133.67											6	802	133.67	0	0
HIPKINS, BERNIE	66	9400	142.42	35	4928	140.80	19	16	13	2036	156.62	12	1	114	16364	143.54	31	17
HIPKINS, RICHIE	24	3429	142.88	10	1472	147.20	7	3	1	138	138.00	0	1	35	5039	143.97	7	4
HOLBROOK, RUBIN	30	4030	134.33											30	4030	134.33	0	0
HOLTZNER, STEVE	6	829	138.17											6	829	138.17	0	0
HUBER, JOHN	54	7660	141.85	15	2219	147.93	7	8	2	308	154.00	1	1	71	10187	143.48	8	9
HUBER, LISA	48	6830	142.29	20	2784	139.20	10	10						68	9614	141.38	10	10
HUFFMAN, ANDY	42	5622	133.86	5	731	146.20	1	4						47	6353	135.17	1	4
JEDNORSKI, BRIAN	30	3699	123.30	10	1306	130.60	7	3	1	98	98.00	0	1	41	5103	124.46	7	4
JOHNSON, GREG	66	8045	121.89	10	1354	135.40	4	6	2	251	125.50	1	1	78	9650	123.72	5	7
JOHNSON, JARED	18	2246	124.78	5	612	122.40	3	2	2	265	132.50	1	1	25	3123	124.92	4	3
JOHNSON, TIM	6	766	127.67											6	766	127.67	0	0
JONES, DAVE	60	8208	136.80	15	2059	137.27	6	9						75	10267	136.89	6	9
KASTANARAS, NICK	54	5969	110.54	5	562	112.40	2	3						59	6531	110.69	2	3
KEEFER, ROB	36	4938	137.17	5	766	153.20	4	1	1	159	159.00	0	1	42	5863	139.60	4	2
KERR, BRADY	60	6947	115.78	5	564	112.80	2	3						65	7511	115.55	2	3
KERR, CANDY	24	2863	119.29											24	2863	119.29	0	0
KILBY, NICK	6	731	121.83											6	731	121.83	0	0
KILLINGSWORTH, JERAMIE	6	873	145.50	5	813	162.60	4	1	3	459	153.00	2	1	14	2145	153.21	6	2
KING, BOB	60	8006	133.43	15	2104	140.27	6	9	1	119	119.00	0	1	76	10229	134.59	6	10
KLINGELHOFFER, MARK	64	9423	147.23	35	5173	147.80	23	12	10	1432	143.20	6	4	109	16028	147.05	29	16
KOONTZ, BILLY	6	785	130.83											6	785	130.83	0	0

PWPT - TOTAL STATS 2017/18 Season

NAME	QUALIFYING GAMES			DIVISION GAMES					BRACKET GAMES					TOTALS				
	Q GMS	Q PINS	Q AVG	D GMS	D PINS	D AVG	D WIN	D LOSS	B GMS	B PINS	B AVG	B WIN	B LOSS	T GMS	T PINS	T AVG	T WIN	T LOSS
KOWALEWSKI, MIKE	48	6611	137.73	11	1390	126.36	2	8						59	8001	135.61	2	8
LANCASTER, LEAH	42	5467	130.17	15	1917	127.80	7	8	4	560	140.00	2	2	61	7944	130.23	9	10
LEHR, KARL	54	5941	110.02											54	5941	110.02	0	0
LIPKA, KEITH	60	8256	137.60	11	1405	127.73	2	8						71	9661	136.07	2	8
LIPKA, WAYNE	36	5326	147.94	20	2766	138.30	6	14						56	8092	144.50	6	14
LLEWELLYN, LARRY	6	785	130.83											6	785	130.83	0	0
LOCHSTAMPHOR, DONALD	6	796	132.67											6	796	132.67	0	0
LOGUE, JOEL	6	784	130.67											6	784	130.67	0	0
LONG, BRANDON	36	4133	114.81											36	4133	114.81	0	0
LOUTH, CHRIS	18	2561	142.28	5	662	132.40	3	2						23	3223	140.13	3	2
MANDLEY, KAREN	30	3567	118.90	5	629	125.80	4	1	1	140	140.00	0	1	36	4336	120.44	4	2
MANNS, JILL	24	3350	139.58	10	1330	133.00	4	6						34	4680	137.65	4	6
MANNS, MIKE	42	6024	143.43	20	2895	144.75	9	11	1	119	119.00	0	1	63	9038	143.46	9	12
MARINUCCI, MARIO	6	816	136.00											6	816	136.00	0	0
MARTINELLI, SHAWN	6	708	118.00											6	708	118.00	0	0
MATHESON, WAYNE	24	3532	147.17	10	1406	140.60	7	3	2	266	133.00	1	1	36	5204	144.56	8	4
MAUK, SCOTT	48	6293	131.10											48	6293	131.10	0	0
MAURER, STEPHEN	30	3598	119.93	10	1238	123.80	4	6						40	4836	120.90	4	6
MCALLISTER, MIKE	30	3695	123.17	5	575	115.00	1	4						35	4270	122.00	1	4
MCCLAY, DANI	48	6643	138.40	5	665	133.00	2	3						53	7308	137.89	2	3
MCKINSEY, GARY	66	9060	137.27	11	1565	142.27	3	7						77	10625	137.99	3	7
MCMILLEN, CINDY	66	8484	128.55											66	8484	128.55	0	0
MENDENHALL, ART	12	1536	128.00	5	691	138.20	5	0	1	140	140.00	0	1	18	2367	131.50	5	1
MERRYMAN, MATT	18	2140	118.89											18	2140	118.89	0	0
MOORE, JASON	6	746	124.33											6	746	124.33	0	0
MORALES, NICK	24	2901	120.88	5	582	116.40	2	3						29	3483	120.10	2	3
MORALES, SHERRY	6	745	124.17											6	745	124.17	0	0
MORELAND, CLAY	30	4023	134.10											30	4023	134.10	0	0
MOSSBURG, PETE	24	3152	131.33											24	3152	131.33	0	0
NEBINGER, JEN	24	2888	120.33	10	1198	119.80	6	4	3	422	140.67	2	1	37	4508	121.84	8	5
NEBINGER, MICHELLE	30	3544	118.13	16	1804	112.75	6	9						46	5348	116.26	6	9
NICKEL, DENNIS	6	643	107.17											6	643	107.17	0	0
NIEDZWICKI, ANDREA	24	2804	116.83											24	2804	116.83	0	0
NIGH, MARK	24	3394	141.42	10	1507	150.70	6	4	6	857	142.83	4	2	40	5758	143.95	10	6
OBER, DENNIS	36	4876	135.44	5	653	130.60	2	3						41	5529	134.85	2	3
OSBORNE, TOM	30	3979	132.63											30	3979	132.63	0	0
OSWALD, KYLE	30	3705	123.50											30	3705	123.50	0	0
OURSLER, JAKE	36	4526	125.72	5	639	127.80	3	2						41	5165	125.98	3	2
PALMER, BRAD	54	6537	121.06	10	1217	121.70	5	5	1	143	143.00	0	1	65	7897	121.49	5	6
PALMER, JEFF	6	743	123.83											6	743	123.83	0	0
PARIS, CHUCK	6	851	141.83											6	851	141.83	0	0
PARKER, KATIE	30	3708	123.60	10	1184	118.40	4	6						40	4892	122.30	4	6
PEGRAM, RAPHAEL	36	4683	130.08	10	1318	131.80	5	5						46	6001	130.46	5	5
PELTON, DEAN	6	692	115.33											6	692	115.33	0	0

PWPT - TOTAL STATS 2017/18 Season

NAME	QUALIFYING GAMES			DIVISION GAMES					BRACKET GAMES					TOTALS				
	Q GMS	Q PINS	Q AVG	D GMS	D PINS	D AVG	D WIN	D LOSS	B GMS	B PINS	B AVG	B WIN	B LOSS	T GMS	T PINS	T AVG	T WIN	T LOSS
PHILLIPS, GREG	48	4988	103.92	15	1652	110.13	8	7	1	109	109.00	0	1	64	6749	105.45	8	8
PHILLIPS, SCOTT	48	6474	134.88	5	636	127.20	0	5						53	7110	134.15	0	5
PICKETT, STACEY	54	6998	129.59	15	1916	127.73	6	9						69	8914	129.19	6	9
PIETRO, COLLEEN	6	716	119.33											6	716	119.33	0	0
PIPER, GENE	6	707	117.83											6	707	117.83	0	0
PISTORIO, ERIK	42	5834	138.90	15	2127	141.80	11	4	2	229	114.50	0	2	59	8190	138.81	11	6
PIVEC, KEN	48	6370	132.71	5	670	134.00	2	3						53	7040	132.83	2	3
PYTRYGA, NICK	6	710	118.33											6	710	118.33	0	0
QUATTROCCHIE, CHUCK	36	4371	121.42											36	4371	121.42	0	0
QUATTROCCHIE, DANIELLE	42	4913	116.98	20	2363	118.15	9	11						62	7276	117.35	9	11
QUATTROCCHIE, MIKE	12	1620	135.00	1	138	138.00								13	1758	135.23	0	0
RICHARDSON, DAVE	48	6600	137.50	20	2724	136.20	13	7	6	892	148.67	4	2	74	10216	138.05	17	9
RICHBURG, MEL	30	3958	131.93	10	1211	121.10	4	6						40	5169	129.23	4	6
RIGNEY, WILL	6	806	134.33											6	806	134.33	0	0
RINALDI, PAT	30	3947	131.57											30	3947	131.57	0	0
RINEER, ALYSON	42	5212	124.10	11	1366	124.18	4	6						53	6578	124.11	4	6
RINEER, JOE	54	7330	135.74	16	2319	144.94	8	7	2	255	127.50	1	1	72	9904	137.56	9	8
RIPLEY, BILLY JR	6	789	131.50											6	789	131.50	0	0
ROBINSON, ERIC	6	740	123.33	5	557	111.40	0	5						11	1297	117.91	0	5
ROTH, CHRIS	66	9062	137.30	15	2068	137.87	8	7	3	423	141.00	1	2	84	11553	137.54	9	9
ROWLEY, STEVE	30	4048	134.93	10	1341	134.10	5	5	1	142	142.00	0	1	41	5531	134.90	5	6
RUPERT, BUTCH	12	1586	132.17											12	1586	132.17	0	0
RUTHVIN, JEREMY	42	5876	139.90	15	1955	130.33	3	12						57	7831	137.39	3	12
RUTHVIN, JOE	24	3586	149.42	21	3061	145.76	7	13						45	6647	147.71	7	13
RYKOWSKI, TIM	36	4512	125.33	5	663	132.60	5	0	1	116	116.00	0	1	42	5291	125.98	5	1
SAGHY, JASON	60	8597	143.28	25	3515	140.60	9	16						85	12112	142.49	9	16
SANTANA, JUSTIN	6	677	112.83											6	677	112.83	0	0
SANTOS, DYLAN	30	4163	138.77	10	1376	137.60	3	7						40	5539	138.48	3	7
SANTUCCIO-WEVER, BRIAN	66	9558	144.82	31	4463	143.97	17	13	2	245	122.50	0	2	99	14266	144.10	17	15
SAROOPCHAND, CECIL	30	4185	139.50	10	1401	140.10	6	4	2	307	153.50	1	1	42	5893	140.31	7	5
SAUTER, JANET	12	1583	131.92	5	660	132.00	2	3						17	2243	131.94	2	3
SAUTER, JASON	48	6591	137.31	5	620	124.00	2	3						53	7211	136.06	2	3
SCHAEFFER, JOHN	6	683	113.83											6	683	113.83	0	0
SCHAEFFER, MIKE	66	8347	126.47	5	674	134.80	4	1	1	126	126.00	0	1	72	9147	127.04	4	2
SCHISLER, CHARLIE	54	6705	124.17											54	6705	124.17	0	0
SCHMIDT, RICHIE	24	3188	132.83	5	734	146.80	2	3						29	3922	135.24	2	3
SCHREIBMAN, DUSTIN	12	1464	122.00											12	1464	122.00	0	0
SCHREIBMAN, FRANK	30	3855	128.50	5	583	116.60	1	4						35	4438	126.80	1	4
SCHRIEFER, BARRY	24	3529	147.04	15	1953	130.20	6	9	1	108	108.00	0	1	40	5590	139.75	6	10
SCHWABLINE, MARK	18	2458	136.56											18	2458	136.56	0	0
SEARS, JOEY	42	6026	143.48	20	2920	146.00	15	5	8	1138	142.25	4	4	70	10084	144.06	19	9
SHAFFER, CHRIS	18	2091	116.17											18	2091	116.17	0	0
SHATZER, DOUG	12	1575	131.25	5	581	116.20	3	2	1	119	119.00	0	1	18	2275	126.39	3	3
SHATZER, DOUG SR	12	1371	114.25	1	118	118.00								13	1489	114.54	0	0

PWPT - TOTAL STATS 2017/18 Season

NAME	QUALIFYING GAMES			DIVISION GAMES					BRACKET GAMES					TOTALS				
	Q GMS	Q PINS	Q AVG	D GMS	D PINS	D AVG	D WIN	D LOSS	B GMS	B PINS	B AVG	B WIN	B LOSS	T GMS	T PINS	T AVG	T WIN	T LOSS
SHINDLECKER, WAYNE	18	2397	133.17											18	2397	133.17	0	0
SIECK, JAMIE	12	1644	137.00	5	758	151.60	3	2	2	287	143.50	1	1	19	2689	141.53	4	3
SIMON, JAMES	60	8574	142.90	25	3471	138.84	9	16	1	126	126.00	0	1	86	12171	141.52	9	17
SMITH, ADAM	6	670	111.67	5	523	104.60	1	4						11	1193	108.45	1	4
SMITH, BARRY	66	7647	115.86											66	7647	115.86	0	0
SMITH, BRUCE	24	3505	146.04	15	2175	145.00	9	6	3	411	137.00	1	2	42	6091	145.02	10	8
SMITH, DAN	12	1726	143.83	5	685	137.00	1	4						17	2411	141.82	1	4
SMITH, JEFF	6	803	133.83											6	803	133.83	0	0
SNODDERLY, DARRIN	30	3913	130.43	5	625	125.00	2	3						35	4538	129.66	2	3
SNODDERLY, MATT	24	2892	120.50											24	2892	120.50	0	0
SNODDERLY, TONY	30	3525	117.50	5	591	118.20	2	3						35	4116	117.60	2	3
SONDERMAN, BILL	30	3830	127.67											30	3830	127.67	0	0
SOUKUP, BILL	30	4312	143.73	10	1350	135.00	4	6						40	5662	141.55	4	6
SPENCER, BOBBY	30	3495	116.50	5	558	111.60	1	4						35	4053	115.80	1	4
SPIEGEL, MIKE	48	5504	114.67	11	1212	110.18	1	9						59	6716	113.83	1	9
STADLER, TIM	24	3111	129.63	5	670	134.00	3	2						29	3781	130.38	3	2
STEGER, BRUCE	6	661	110.17											6	661	110.17	0	0
STEGER, SHAWN	6	729	121.50											6	729	121.50	0	0
STEINBERG, SAM	60	6800	113.33											60	6800	113.33	0	0
STEINERT, MIKE	60	8609	143.48	30	4389	146.30	19	11	6	801	133.50	2	4	96	13799	143.74	21	15
STEINERT, MIKE JR	30	3961	132.03	10	1251	125.10	8	2	1	131	131.00	0	1	41	5343	130.32	8	3
STOLLOF, JENN	24	2605	108.54	10	1023	102.30	2	8						34	3628	106.71	2	8
STOLLOF, TAYLOR	24	2754	114.75											24	2754	114.75	0	0
STYLES, BRIAN	6	829	138.17											6	829	138.17	0	0
SUBOCK, BOB	33	4409	133.61											33	4409	133.61	0	0
TAMBURO, LOU	24	3015	125.63	10	1261	126.10	7	3	2	210	105.00	0	2	36	4486	124.61	7	5
TAYLOR, CJ	42	5453	129.83											42	5453	129.83	0	0
THOMAS, BILLY	42	5869	139.74	10	1486	148.60	7	3	1	118	118.00	0	1	53	7473	141.00	7	4
TIPTON, JACK	24	2917	121.54	10	1159	115.90	4	6	1	102	102.00	0	1	35	4178	119.37	4	7
TOMINACK, IVAN	18	2084	115.78											18	2084	115.78	0	0
TRICARIO, TAMMY	6	640	106.67											6	640	106.67	0	0
TRIPLETT, BOB SR	36	4120	114.44	5	530	106.00	2	3						41	4650	113.41	2	3
TRIPLETT, ROB	42	5613	133.64	5	757	151.40	3	2	4	607	151.75	3	1	51	6977	136.80	6	3
TURNER, BUDDY	60	8063	134.38	5	749	149.80	4	1	1	130	130.00	0	1	66	8942	135.48	4	2
VALLINAS, MICHAEL	6	719	119.83											6	719	119.83	0	0
VESCHUSIO, CHRIS	30	4375	145.83	15	2149	143.27	9	6	1	120	120.00	0	1	46	6644	144.43	9	7
VEST, BRIAN	6	798	133.00											6	798	133.00	0	0
VINSON, SHAWN	12	1370	114.17											12	1370	114.17	0	0
WAGNER, FRANK	60	7911	131.85	10	1409	140.90	6	4	2	261	130.50	1	1	72	9581	133.07	7	5
WAGNER, FRANK JR	12	1469	122.42											12	1469	122.42	0	0
WALTON, RIC	24	2975	123.96	5	687	137.40	2	3						29	3662	126.28	2	3
WANDER, CHRIS	12	1372	114.33											12	1372	114.33	0	0
WANDER, DAVE	30	4015	133.83	5	588	117.60	1	4						35	4603	131.51	1	4
WEAVER, MICHAEL	60	8500	141.67	30	4227	140.90	17	13	4	608	152.00	2	2	94	13335	141.86	19	15

PWPT - TOTAL STATS 2017/18 Season

NAME	QUALIFYING GAMES			DIVISION GAMES					BRACKET GAMES					TOTALS				
	Q GMS	Q PINS	Q AVG	D GMS	D PINS	D AVG	D WIN	D LOSS	B GMS	B PINS	B AVG	B WIN	B LOSS	T GMS	T PINS	T AVG	T WIN	T LOSS
WEAVER, TOMMY	24	3209	133.71	5	649	129.80	3	2						29	3858	133.03	3	2
WEBB, GLENN	30	4079	135.97	5	631	126.20	1	4						35	4710	134.57	1	4
WELLING, ANDY	30	4076	135.87											30	4076	135.87	0	0
WENK, ERICK	18	2457	136.50	5	701	140.20	2	3						23	3158	137.30	2	3
WILLEY, ANDREW	42	5848	139.24	25	3473	138.92	8	17						67	9321	139.12	8	17
WILLEY, ASHLEE	24	2847	118.63	6	732	122.00	1	4						30	3579	119.30	1	4
WILLEY, RUSTY	6	723	120.50											6	723	120.50	0	0
WINKS, BEN	36	4056	112.67											36	4056	112.67	0	0
WISNIEWSKI, KATHERINE	6	761	126.83											6	761	126.83	0	0
WOLFE, PAUL	6	718	119.67											6	718	119.67	0	0
WOLGAMUTH, SCOTT	66	9269	140.44	26	3803	146.27	10	15						92	13072	142.09	10	15
WRIGHT, JOHN	48	5968	124.33											48	5968	124.33	0	0
YOWELL, ROB	42	5660	134.76	5	670	134.00	3	2						47	6330	134.68	3	2
ZOMBRO, CHARLIE	48	5927	123.48	5	668	133.60	4	1	2	270	135.00	1	1	55	6865	124.82	5	2
Grand Total	8183	1077270	131.65	2060	280210	136.02	1020	1020	250	34903	139.61	125	125	10493	1392383	132.70	1145	1145

POP WHITTEN PRO TOUR - 2017/18 SEASON - JACK HOOVER BOWLER OF THE YEAR STANDINGS

Overall	x = 133 average and under		TOTALS		SW		DUN		SUIT		PIN		SW		PARK		DUN		PIN		MTAIRY		DUAL		WO			
Rank	Name	BOY	TS	C	Q	HH	Q	HH	Q	HH	Q	HH	Q	HH	Q	HH	Q	HH	Q	HH	Q	HH	Q	HH	Q	HH		
1	DOVE, DON	1334.5	11	9	972.5	362	93	30	96	12	97	30	91.5	40	65.5		93	40	87	20	95	75	86	40	70.5		98	75
2	BERENDS, MARK	1155.5	11	10	969.5	186	96	75	59.5		87.5	6	76.5	20	99	12	90	20	77	9	90	9	92	12	125	3	77	20
3	HIPKINS, BERNIE	1082.5	11	7	789.5	293	92	3	81	75	96	75	52		38.5		88	12	22		88	3	125	75	19		88	50
4	KLINGELHOFER, MARK	1040.5	11	7	876.5	164	72		88	6	25		74		125	30	99	6	77	40	82	50	96.5	20	39		99	12
5	DEANTONIIS, JOHN	1035.0	11	7	898.0	137	82	30	68		72		87	3	85	20	74.5	12	98	20	97	40	69		99	12	66.5	
6	DIX, PHIL	1011.5	11	9	880.5	131	125	20	125	3	85	40	90	20	83.5	3	37.5		74.5	6	98	3	5		81	6	76	30
7	SANTUCCIO-WEVER, BRIAN	909.0	11	6	827.0	82	54		54		98	9	93	20	21		82.5	9	69.5		96	12	95	12	96	20	68	
8	BROOKS, WALT	882.5	11	4	812.5	70	81	12	70		77		125	12	96	40	63.5		58		68		9		69		96	6
9	DIETSCH, JESSE	878.0	8	5	651.0	227	125	50			99	12	89	50	93	75	52		53		51						89	40
10	BUCKINGHAM, MATT	869.5	10	6	757.5	112	61		43		84	40	78.5	9	92	9	45.5		99	12			96.5	30	75.5		82.5	12
11	STEINERT, MIKE	865.0	10	6	727.0	138	87.5	40	89.5	20			68		90	9	34.5		37.5		77	20	94	9	86	40	63	
12	GREEN, BRYAN	799.0	11	6	724.0	75	36		82	9	95	9	88	3	40.5		73	30	39		60.5		52.5		77	12	80.5	12
13	SAGHY, JASON	797.5	10	5	767.5	30	83.5	9	73		125	6	47.5		72	6	74.5	3	64				74		61		93	6
14	SIMON, JAMES	754.0	10	5	706.0	48	85.5	3	98	30	93.5	3	18.5		74	6			72.5	6	66		63		73		62	
15	WOLGAMUTH, SCOTT	744.0	11	5	702.0	42	85.5	9	75.5		86	12	94	12	6		37.5		77	3	71		33.5		83	6	53	
16	WEAVER, MICHAEL	743.0	10	6	643.0	100	22.5		84.5	9	83	50	80	9	94	20	67		96	6			18		93	6	5	
17	FARLOW, RANDY	741.5	10	5	691.5	50	94	12	95	3	58		84	9	83.5	6	60.5		69.5		62		13				72	20
18	ANASTASI, MATT	721.5	8	5	606.5	115	70		78	3	42						62		79	30			92	12	92	50	91.5	20
19	CALLAHAN, MARK	721.0	10	5	658.0	63	98	30	84.5	12	90	9	55		95	3	28.5		83.5	9			22.5		41		60	
20	BIEDERMAN, JOHN	695.0	8	4	561.0	134			83	9			20		88	20	47.5		97	75	85.5	30			70.5		69.5	
21	ROTH, CHRIS	667.5	11	3	604.5	63	80	30	91	30	55.5		59		12.5		33		86	3	44		60		63		20.5	
22	x BEUCHERT, JOHN	650.5	10	6	503.5	147	5		28		74.5	6	5		5		31	75	72.5	3			67.5	30	90	30	125	3
23	HUBER, JOHN	649.0	9	3	600.0	49	90	3	92.5	6			72		51.5		47.5		14		125	40			66		41.5	
24	MCKINSEY, GARY	624.0	11	2	612.0	12	78	6	79	6	81.5		69.5		16		5		66		47		59		57		54	
25	SEARS, JOEY	621.0	7	4	491.0	130			99	40	69		47.5						81	30	81	30	38.5				75	30
26	HUBER, LISA	602.5	8	4	560.5	42	95	12	58				95	12	86	9	40.5		56		84	9			46			
27	HARTMAN, DEVEN	598.0	8	4	574.0	24	97	6	80	9	51		99	6	70		36				91	3	50					
28	GERHARD, ANDY	595.0	7	4	528.0	67			89.5	12	78				73	12	87	40	45				89	3			66.5	
29	x RICHARDSON, DAVE	579.5	8	4	445.5	134	83.5	9			79	30	81	75	5				40		87	20	47		23			
30	JONES, DAVE	567.0	10	3	534.0	33	50				73		32		25		42.5		89	9	78.5	12	80.5	12	58		5.5	
31	HARMEI, NICK	560.0	9	3	545.0	15	27		67		49				56.5		31		59.5				83	3	78	3	94	9
32	MANNS, MIKE	553.0	7	4	509.0	44	73.5		32				96.5	6	75.5	12	96	6	91.5	20							44	
33	x LIPKA, KEITH	546.5	10	2	537.5	9			75.5		93.5	3	26.5		24		68		30		85.5	6	42		53		39.5	
34	COOK, CHUCK	531.5	10	3	495.5	36	5		57		65		83	3	78.5	3			16		75		5		94	30	17	
35	LIPKA, WAYNE	525.5	6	4	498.5	27			64.5						65.5						93	12	98	3	97	3	80.5	9
36	ANASTASI, MARC	524.0	8	4	503.0	21	87.5	3	97	3	89	12	25		34		15		91.5	3	64							
37	DIX, EDDIE	519.5	9	2	483.5	36					87.5	30	67		5		44		24		94	6	65		32.5		64.5	
38	BULL, STEVE	517.5	9	2	461.5	56	45		64.5				39		27		70	50	67.5		83	6			10.5		55	
39	TURNER, BUDDY	506.5	10	1	476.5	30	51		35		45		98	30	61		39		37.5		73		5				32	
40	ANASTASI, ANTHONY	506.0	9	3	468.0	38	60		29.5		46		65		42.5		5						75	20	67	9	78	9
41	THOMAS, BILLY	491.5	7	2	459.5	32	68		66		41				97	12	77	20	59.5								51	
42	RINEER, JOE	489.0	9	3	444.0	45	78	6					78.5	9	80	30	18.5		61		53		7		47.5		20.5	

POP WHITTEN PRO TOUR - 2017/18 SEASON - JACK HOOVER BOWLER OF THE YEAR STANDINGS

Overall x = 133 average and under

Rank	Name	BOY	TOTALS		SW		DUN		SUIT		PIN		SW		PARK		DUN		PIN		MTAIRY		DUAL		WO			
			TS	C	Q	HH	Q	HH	Q	HH	Q	HH	Q	HH	Q	HH	Q	HH	Q	HH	Q	HH	Q	HH	Q	HH	Q	HH
43	KOWALEWSKI, MIKE	476.5	8	2	467.5	9	73.5		47				76.5		5		49.5		71	3			80.5	6	64.5			
44	COINER, JIMMIE	470.0	6	3	432.0	38										89	20	90	12	89	6	51		68		45		
45	PISTORIO, ERIK	465.0	7	3	413.0	52						96.5	12	5		94.5	20	26		69				75.5	20	46.5		
46	GUE, COLTON	462.0	5	4	405.0	57								49.5		86	9					84.5	30	95	12	90	6	
47	MCCLAY, DANI	459.0	8	1	453.0	6	64.5		69		55.5				51		42.5				67.5		98	6	5			
48	RUTHVIN, JEREMY	454.0	7	3	442.0	12				74.5		30.5		9.5		125	3			92	3	24				86.5	6	
49	x KING, BOB	453.5	10	3	421.5	32	28		39			9.5		5		5		74.5	20	99	9	26.5		50		85	3	
50	WILLEY, ANDREW	449.0	7	4	410.0	39				92	3			91	12	71	12	5				57		89	12	5		
51	WAGNER, FRANK	448.0	10	2	409.0	39	40		31		54		34		53.5	30	5			66		88	9	17		20.5		
52	BARNES, ALEX	437.5	7	2	350.5	87				47		5		62.5		16.5		54						79	75	86.5	12	
53	HICKS, CHUCK	425.5	9	2	373.5	52	26		23		80				5		27		88	12			5	35.5		84	40	
54	SAUTER, JASON	424.5	8	1	421.5	3	29					63		9.5		79	3	44		76		72.5				48.5		
55	x DORRETT, DAN JR	423.5	7	3	333.5	90	59		71.5	30		61.5	30	5		9.5		81	30	46								
56	x BERTOLDI, MIKE	409.5	10	1	389.5	20			63		70		16		47.5	20	5		12		71		52.5		47.5		5	
57	VESCHUSIO, CHRIS	407.0	5	3	363.0	44	91	12	94	12					87	20			32								59	
58	TRIPLETT, ROB	392.5	7	1	342.5	50			74				65		82	50	5.5		63		48				5			
59	x CASON, JEFF	388.0	11	3	353.0	35	42.5		34		37		69.5	3	62.5	12	56.5	20	5		31		5	5			5	
60	RUTHVIN, JOE	387.0	4	4	357.0	30										98	3					76.5	9	91	9	91.5	9	
61	SCHRIEFER, BARRY	383.5	4	3	344.5	39			92.5	30						97	3	81	6	74								
62	BURDETTE, DANNY	365.5	6	3	333.5	32	42.5		77	20						23.5						31.5		85	9	74	3	
63	x PHILLIPS, SCOTT	357.0	8	1	354.0	3						37.5		53.5		25		19.5		60.5		19.5		59.5		79	3	
64	MATHESON, WAYNE	354.5	4	2	312.5	42										91	30	94	12			71				56.5		
65	x SCHAEFFER, MIKE	354.0	11	1	334.0	20	54		41		48		35.5		68	20	16.5		5		11		5	24.5		25.5		
66	NIGH, MARK	353.0	4	2	273.0	80										94.5	30					78	50	42.5		58		
67	MAUK, SCOTT	352.5	8	0	352.5	0	56				60		21		64		60.5		49		37					5		
68	MCMILLEN, CINDY	352.0	11	0	352.0	0	47		71.5		32		45		32		5		28		52		14		20.5		5	
69	x DUNNIGAN, ALEX	349.0	6	2	309.0	40									89	20	65.5	20	29				61		59.5		5	
70	KEEFER, ROB	347.5	6	1	327.5	20				81.5		51				56.5						28		74	20	36.5		
71	x PICKETT, STACEY	345.0	9	3	315.0	30	30.5		21		62	12	26.5		75.5	6	5		5		78.5	12	11					
72	LANCASTER, LEAH	343.5	7	3	280.5	63			29.5		36				71	3	69	20	65	40			5				5	
73	HANLEY, ROB	342.5	5	3	284.5	58			86.5	6			86	40	5				10								97	12
74	x PIVEC, KEN	340.5	8	1	337.5	3	71		25.5				85	3	5				8		66				44		33	
74	YOWELL, ROB	340.5	7	1	328.5	12							65		42.5		14		85	12	32.5		54.5				35	
76	SMITH, BRUCE	339.0	4	3	270.0	69									26				93	9					80	40	71	20
77	x SANTOS, DYLAN	331.5	5	2	322.5	9							91.5	6	56.5		45.5				56						73	3
78	SAROOPCHAND, CECIL	322.5	5	2	273.5	49			86.5	40					37		82.5	9	51.5								16	
78	HIPKINS, RICHIE	322.5	4	2	280.5	42											92	12	34				90	30	64.5			
80	x BUTTON, ERIC	318.5	8	2	258.5	60	69	40			44		6		5		34.5		49	20			22.5				28.5	
81	HUFFMAN, ANDY	316.0	7	1	313.0	3	30.5						40		78.5	3	58						47		51		8	
82	SOUKUP, BILL	315.0	5	2	300.0	15	99	6							17				67.5						88	9	28.5	
83	x GIBSON, KEVIN	312.0	7	1	306.0	6	63		25.5								77	6			58		5		26.5		51	
84	x ANDERSON, DALTON	310.5	9	3	248.5	62	6.5						22		14.5	3	21		27	50	49		47		10.5		51	9

POP WHITTEN PRO TOUR - 2017/18 SEASON - JACK HOOVER BOWLER OF THE YEAR STANDINGS

Overall x = 133 average and under

Rank	Name	BOY	TOTALS		SW		DUN		SUIT		PIN		SW		PARK		DUN		PIN		MTAIRY		DUAL		WO		
			TS	C	Q	HH	Q	HH	Q	HH	Q	HH	Q	HH	Q	HH	Q	HH	Q	HH	Q	HH	Q	HH	Q	HH	Q
253	x TRICARIO, TAMMY	6.0	1	0	6.0	0														6							
253	x WOLFE, PAUL	6.0	1	0	6.0	0																	6				
255	x BERENDS, DENA	5.0	1	0	5.0	0												5									
255	x CASE, EDDIE SR	5.0	1	0	5.0	0							5														
255	x CHIEDI, CARMELO	5.0	1	0	5.0	0								5													
255	x CHMIELEWSKI, MIKE	5.0	1	0	5.0	0								5													
255	x COPPER, DENISE	5.0	1	0	5.0	0													5								
255	DARLING, EDDIE	5.0	1	0	5.0	0									5												
255	DEGRAFF, PAUL	5.0	1	0	5.0	0							5														
255	x GRAY, CHASITY	5.0	1	0	5.0	0															5						
255	x GREGORY, MARCIE	5.0	1	0	5.0	0																	5				
255	x HALLER, DEREK	5.0	1	0	5.0	0																	5				
255	x HARMON, DEAN	5.0	1	0	5.0	0												5									
255	JOHNSON, TIM	5.0	1	0	5.0	0							5														
255	x KILBY, NICK	5.0	1	0	5.0	0																5					
255	x NICKEL, DENNIS	5.0	1	0	5.0	0							5														
255	x PALMER, JEFF	5.0	1	0	5.0	0							5														
255	x PELTON, DEAN	5.0	1	0	5.0	0									5												
255	x PIETRO, COLLEEN	5.0	1	0	5.0	0												5									
255	x PIPER, GENE	5.0	1	0	5.0	0												5									
255	x SCHAEFFER, JOHN	5.0	1	0	5.0	0									5												
255	x STEGER, BRUCE	5.0	1	0	5.0	0							5														
255	x STEGER, SHAWN	5.0	1	0	5.0	0							5														
255	x WILLEY, RUSTY	5.0	1	0	5.0	0																5					
255	x WISNIEWSKI, KATHERINE	5.0	1	0	5.0	0												5									

5220 515 5075 515 4775 445 5155 585 5350 725 5369 725 5335 725 5070 515 5370 585 5220 585 5305 655
103 30 98 30 76 24 114 36 153 48 157 48 150 48 97 30 147 36 127 36 144 42

POP WHITTEN PRO TOUR

2017-18 SEASON - STOP #1 @ AMF SOUTHWEST

Rank	Name	AVG	GM1	GM2	GM3	GM4	GM5	GM6	TOTAL	POA	BOY
1	DIETSCH, JESSE	148	179	198	173	131	182	123	986	98	125
2	DIX, PHIL	143	182	151	181	153	167	152	986	128	125
3	SOUKUP, BILL	135	172	142	162	146	180	145	947	137	99
4	CALLAHAN, MARK	140	138	187	175	154	146	137	937	97	98
5	HARTMAN, DEVEN	134	139	161	178	167	138	151	934	130	97
6	BERENDS, MARK	146	121	150	145	188	150	179	933	57	96
7	HUBER, LISA	141	137	132	171	162	163	165	930	84	95
8	FARLOW, RANDY	145	160	183	120	133	204	115	915	45	94
9	DOVE, DON	147	123	126	167	198	129	160	903	21	93
10	HIPKINS, BERNIE	146	162	149	156	159	147	122	895	19	92
11	VESCHUSIO, CHRIS	138	156	125	150	155	147	159	892	64	91
12	HUBER, JOHN	140	138	168	182	135	123	143	889	49	90
13	WENK, ERICK	135	151	150	162	141	146	137	887	77	89
14	STEINERT, MIKE	149	137	145	144	176	125	157	884	-10	87.5
15	ANASTASI, MARC	142	151	142	133	170	149	139	884	32	87.5
16	WOLGAMUTH, SCOTT	141	135	112	144	144	152	189	876	30	85.5
17	SIMON, JAMES	140	144	129	158	151	159	135	876	36	85.5
18	RICHARDSON, DAVE	132	151	171	119	168	149	117	875	83	83.5
19	SAGHY, JASON	141	157	144	149	127	161	137	875	29	83.5
20	DEANTONIIS, JOHN	146	170	143	126	165	143	124	871	-5	82
21	BROOKS, WALT	142	145	167	135	145	148	130	870	18	81
22	ROTH, CHRIS	134	141	141	127	150	144	164	867	63	80
23	RINEER, JOE	136	123	135	157	135	171	141	862	46	78
24	MCKINSEY, GARY	139	154	137	136	158	128	149	862	28	78
	GAEGLER, STACEY	137	138	166	132	151	135	140	862	40	78
29	GREEN, ROB	130	139	152	139	160	112	156	858	78	76
	BOSLEY, TIM	144	148	146	131	128	147	153	853	-11	75
	KOWALEWSKI, MIKE	137	167	112	146	128	142	153	848	26	73.5
	MANNS, MIKE	146	145	125	126	136	155	161	848	-28	73.5
	KLINGELHOFER, MARK	146	132	156	150	158	123	128	847	-29	72
	PIVEC, KEN	132	144	130	159	150	108	154	845	53	71
	ANASTASI, MATT	144	108	175	141	148	155	117	844	-20	70
28	BUTTON, ERIC	126	156	153	120	124	140	147	840	84	69
	THOMAS, BILLY	141	163	152	136	133	122	133	839	-7	68
	HAYES, DAVE	130	159	145	135	182	119	97	837	57	67
	HARTNER, CHRIS	135	109	137	146	116	137	191	836	26	66
31	HARWOOD, CHRIS	126	133	141	125	145	147	141	832	76	64.5
	MCCLAY, DANI	136	132	156	141	123	133	147	832	16	64.5
	GIBSON, KEVIN	133	126	145	128	171	151	109	830	32	63
	SCHWABLINE, MARK	137	137	160	136	148	131	116	828	6	62
	BUCKINGHAM, MATT	142	152	129	154	113	139	138	825	-27	61
	ANASTASI, ANTHONY	137	147	124	138	151	149	111	820	-2	60
	DORRETT, DAN JR	126	100	156	151	126	134	148	815	59	59
	FRANCIS, JEFF	135	142	146	126	153	134	111	812	2	57.5
25	SPENCER, BOBBY	113	125	128	104	186	155	114	812	134	57.5
	MAUK, SCOTT	139	126	146	134	129	141	132	808	-26	56
	SCHAEFFER, MIKE	125	123	128	114	142	146	154	807	57	54
	SANTUCCIO-WEVER, BRIAN	140	175	121	138	144	105	124	807	-33	54
	MORELAND, CLAY	137	121	131	158	124	143	130	807	-15	54
	BARNES, MARTY	133	136	117	119	138	150	146	806	8	52
	TURNER, BUDDY	136	116	147	150	128	139	125	805	-11	51
	JONES, DAVE	139	120	139	107	159	132	147	804	-30	50
	HIGGS, ROY JR	131	151	105	118	128	115	185	802	16	48.5
	RYKOWSKI, TIM	127	139	123	115	134	137	154	802	40	48.5
	MCMILLEN, CINDY	134	122	146	152	126	111	143	800	-4	47

POP WHITTEN PRO TOUR

2017-18 SEASON - STOP #1 @ AMF SOUTHWEST

Rank	Name	AVG	GM1	GM2	GM3	GM4	GM5	GM6	TOTAL	POA	BOY
	SHINDLECKER, WAYNE	130	134	160	136	119	122	128	799	19	46
	BULL, STEVE	135	124	161	113	152	134	113	797	-13	45
	RINALDI, PAT	128	131	129	156	138	121	121	796	28	44
	CASON, JEFF	124	140	148	123	129	127	128	795	51	42.5
	BURDETTE, DANNY	142	131	146	147	129	141	101	795	-57	42.5
	RICHBURG, MEL	128	124	125	158	139	125	121	792	24	41
	WAGNER, FRANK	134	153	125	125	119	138	130	790	-14	40
	HICKS, RANDY	125	129	105	141	181	114	119	789	39	38.5
26	HARTNER, MELISSA	114	154	115	105	158	129	128	789	105	38.5
	WRIGHT, JOHN	129	116	137	146	143	129	113	784	10	37
	GREEN, BRYAN	136	107	127	144	152	135	115	780	-36	36
	ELLIOTT, JOE	127	116	136	137	113	137	139	778	16	35
	BALL, ERIC	131	126	111	131	158	130	117	773	-13	34
27	MORALES, NICK	114	145	129	94	129	126	149	772	88	33
	GRANGER, HOWARD	118	123	149	115	113	140	128	768	60	32
	HUFFMAN, ANDY	139	152	124	130	109	121	129	765	-69	30.5
	PICKETT, STACEY	116	133	113	127	139	131	122	765	69	30.5
	SAUTER, JASON	137	126	134	137	130	101	135	763	-59	29
	KING, BOB	130	110	142	122	107	130	148	759	-21	28
	HARMEL, NICK	137	128	130	108	121	134	135	756	-66	27
	HICKS, CHUCK	135	112	119	126	151	114	130	752	-58	26
	TAYLOR, CJ	140	127	142	109	128	121	121	748	-92	24.5
	CULPEPPER, JASON	131	95	147	135	122	133	116	748	-38	24.5
	MORALES, SHERRY	115	137	140	96	111	131	130	745	55	22.5
	WEAVER, MICHAEL	146	105	126	143	148	107	116	745	-131	22.5
	TOMINACK, IVAN	121	120	116	135	118	97	157	743	17	21
	SCHISLER, CHARLIE	126	101	100	158	145	124	113	741	-15	20
	FRANCIS, MIKE	137	149	116	122	130	116	107	740	-82	19
	SMITH, BARRY	117	94	120	113	138	154	111	730	28	18
	WELLING, ANDY	136	117	147	117	118	111	117	727	-89	16.5
	SONDERMAN, BILL	135	123	150	100	126	100	128	727	-83	16.5
	PEGRAM, RAPHAEL	126	138	102	100	129	136	121	726	-30	15
	VALLINAS, MICHAEL	132	124	145	107	89	122	132	719	-73	14
29	QUATTROCCHIE, DANIELLE	106	138	120	111	113	124	108	714	78	13
	QUATTROCCHIE, CHUCK	124	114	141	126	130	101	102	714	-30	12
	MARTINELLI, SHAWN	130	104	118	119	121	128	118	708	-72	10.5
	KERR, BRADY	112	113	86	122	111	110	166	708	36	10.5
	JOHNSON, GREG	119	119	114	115	102	134	121	705	-9	9
	STADLER, TIM	127	121	112	121	109	117	122	702	-60	8
	ANDERSON, DALTON	123	104	138	119	102	126	110	699	-39	6.5
	LONG, BRANDON	117	119	124	136	104	118	98	699	-3	6.5
	STEINBERG, SAM	118	115	93	132	135	119	102	696	-12	5
	WALTON, RIC	124	117	101	113	104	125	136	696	-48	5
	MERRYMAN, MATT	119	116	104	101	114	121	133	689	-25	5
	EWING, TONY	107	121	122	101	87	139	115	685	43	5
	BEUCHERT, JOHN	130	123	108	144	113	96	89	673	-107	5
	KASTANARAS, NICK	118	104	101	112	90	133	85	625	-83	5
	COOK, CHUCK	137	130	121	117	119			487	-335	5

PINS OVER AVERAGE:

	POA	TOTAL
25 SPENCER, BOBBY	134	812
26 HARTNER, MELISSA	105	789
27 MORALES, NICK	88	772

POP WHITTEN PRO TOUR

2017-18 SEASON - STOP #1 @ AMF SOUTHWEST

DIVISION A		W-L	TP	
	JESSE DIETSCH	4-1	791	\$50
	DON DOVE	4-1	771	WC
12	RANDY FARLOW	3-2	711	\$140
9	SCOTT WOLGAMUTH	2-3	807	\$135
6	GARY MCKINSEY	1-4	700	\$130
3	JAMES SIMON	1-4	695	\$125

DIVISION B		W-L	TP	
	MIKE STEINERT	3-2	757	\$50
	PHIL DIX	3-2	737	WC
12	LISA HUBER	3-2	678	\$140
9	JASON SAGHY	3-2	661	\$135
6	JOE RINEER	2-3	727	\$130
3	BERNIE HIPKINS	1-4	667	\$125

DIVISION C		W-L	TP	
	MARK BERENDS	5-0	746	\$50
	CHRIS ROTH	3-2	701	WC
12	CHRIS VESCHUSIO	2-3	717	\$140
9	DAVE RICHARDSON	2-3	685	\$135
6	BILL SOUKUP	2-3	647	\$130
3	MARC ANASTASI	1-4	709	\$125

DIVISION D		W-L	TP	
	MARK CALLAHAN	4-1	752	\$50
	JOHN DEANTONIIS	3-2	689	WC
12	WALT BROOKS	3-2	750	\$140
9	ERICK WENK	2-3	701	\$135
6	DEVEN HARTMAN	2-3	666	\$130
3	JOHN HUBER	1-4	717	\$125

DIVISION E		W-L	TP	
	ERIC BUTTON	5-0	649	\$50
	ROB GREEN	4-1	594	WC
12	MELISSA HARTNER	2-3	603	\$140
9	NICK MORALES	2-3	582	\$135
6	BOBBY SPENCER	1-4	558	\$130
3	DANIELLE QUATTROCCHIE	1-4	590	\$125

BRACKET MATCHES			
ROUND 1			
8	PHIL DIX	106	\$190 ²⁰
9	CHRIS ROTH	146	
7	ROB GREEN	144	\$190 ²⁰
10	JOHN DEANTONIIS	149	

ROUND 2			
1	MARK BERENDS	161	
9	CHRIS ROTH	153	\$240 ³⁰
4	MARK CALLAHAN	144	\$240 ³⁰
5	MIKE STEINERT	153	
3	JESSE DIETSCH	150	
6	DON DOVE	137	\$240 ³⁰
2	ERIC BUTTON	147	
10	JOHN DEANTONIIS	132	\$240 ³⁰

SEMI-FINALS			
1	MARK BERENDS	190	
5	MIKE STEINERT	126	\$300 ⁴⁰
3	JESSE DIETSCH	154	
2	ERIC BUTTON	117	\$300 ⁴⁰

FINALS			
1	MARK BERENDS	142	\$1,200 ⁷⁵
3	JESSE DIETSCH	132	\$600 ⁵⁰

SCRATCH ROLL OFF	
JOE RINEER	123
GARY MCKINSEY	121
STACEY GAEGLER	109

ALTERNATES	
SCR	STACEY GAEGLER
POA	CHRIS HARWOOD

FREE ENTRY WINNERS	
NICK HARMEL	
BRYAN GREEN	
WAYNE SHINDLECKER	
ERIC BUTTON	
WALT BROOKS	

STRIKE BALL RESULTS			
All	GREG JOHNSON	138	CO
Half	BERNIE HIPKINS		
All	KEVIN GIBSON	180	CO
Half	BILLY THOMAS		
All	JOHN BEUCHERT	210	CO
Half	BILL SOUKUP		
All	IVAN TOMINACK	170	CO
Half	LISA HUBER		
	CARRY OVER	698	

200 GAMES	
RANDY FARLOW	204

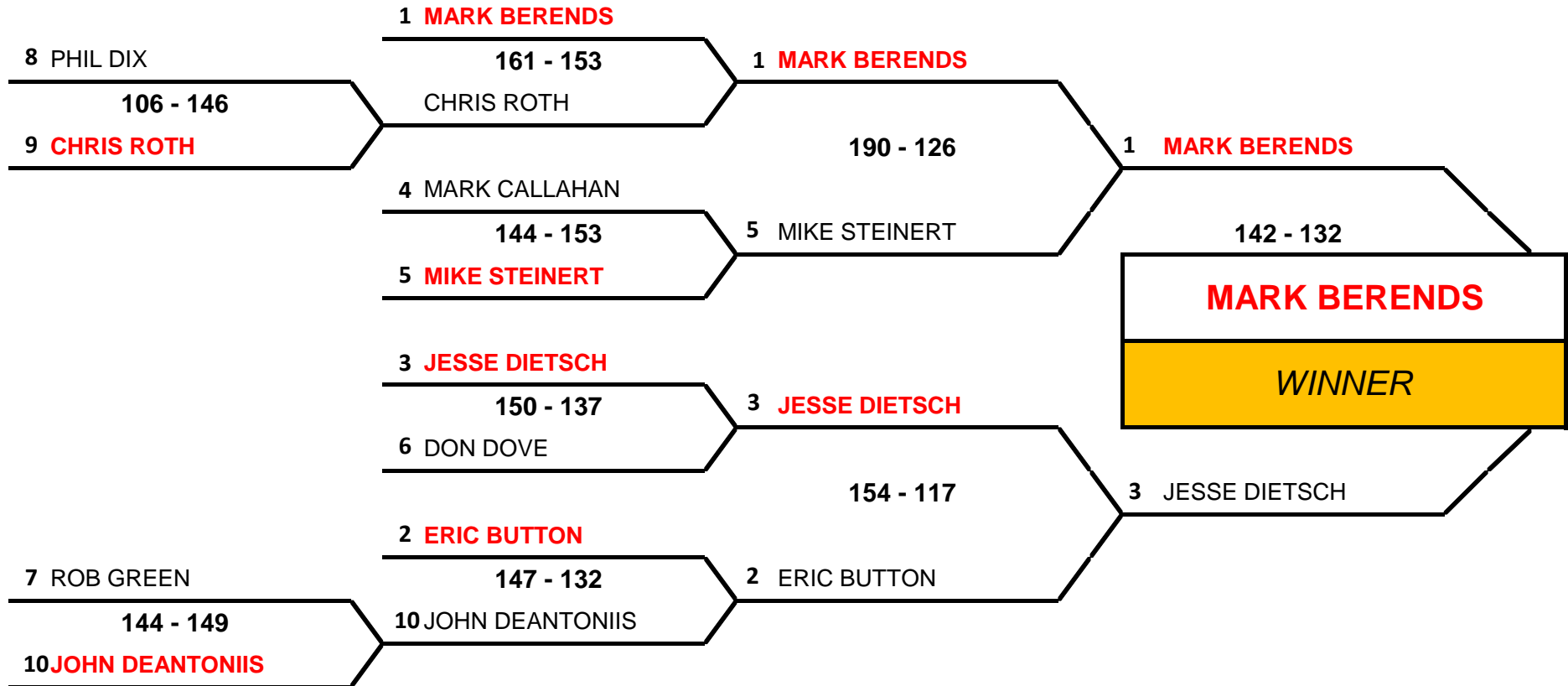
30 QUALIFIERS

TOP 2 from each Division make the Bracket

(5) Division Winners Seeded 1-5, (5) Division 2nd Place Seeded 6-10

	DIVISION WINNER	W-L	TP
DIV A	JESSE DIETSCH	4-1	791
DIV B	MIKE STEINERT	3-2	757
DIV C	MARK BERENDS	5-0	746
DIV D	MARK CALLAHAN	4-1	752
DIV E	ERIC BUTTON	5-0	649

	DIVISION 2ND PLACE	W-L	TP
	DON DOVE	4-1	771
	PHIL DIX	3-2	737
	CHRIS ROTH	3-2	701
	JOHN DEANTONIIS	3-2	689
	ROB GREEN	4-1	594



POP WHITTEN PRO TOUR

2017-18 SEASON - STOP #2 @ AMF DUNDALK

Rank	Name	AVG	GM1	GM2	GM3	GM4	GM5	GM6	TOTAL	POA	BOY
1	DIX, PHIL	143	175	171	242	140	118	155	1001	143	125
2	SEARS, JOEY	141	178	131	162	191	160	156	978	132	99
3	SIMON, JAMES	140	149	119	176	158	203	155	960	120	98
4	ANASTASI, MARC	142	156	195	131	141	153	182	958	106	97
5	DOVE, DON	147	130	160	207	159	131	162	949	67	96
6	FARLOW, RANDY	145	144	171	143	143	168	171	940	70	95
7	VESCHUSIO, CHRIS	138	139	183	158	145	149	160	934	106	94
8	SCHRIEFER, BARRY	142	150	146	187	127	141	168	919	67	92.5
9	HUBER, JOHN	140	138	173	138	152	182	136	919	79	92.5
10	ROTH, CHRIS	134	149	153	145	173	138	158	916	112	91
11	GERHARD, ANDY	144	143	126	176	132	137	196	910	46	89.5
12	STEINERT, MIKE	149	152	155	125	147	150	181	910	16	89.5
13	KLINGELHOFER, MARK	146	142	133	148	173	172	141	909	33	88
14	SAROOPCHAND, CECIL	145	192	152	161	119	152	122	898	28	86.5
15	HANLEY, ROB	134	163	147	158	171	135	124	898	94	86.5
16	CALLAHAN, MARK	140	182	117	160	134	143	153	889	49	84.5
17	WEAVER, MICHAEL	146	137	160	134	158	154	146	889	13	84.5
18	BIEDERMAN, JOHN	143	125	167	180	148	140	127	887	29	83
19	GREEN, BRYAN	136	108	160	170	140	173	132	883	67	82
20	HIPKINS, BERNIE	146	115	143	175	131	144	171	879	3	81
21	HARTMAN, DEVIN	134	126	163	169	152	138	125	873	69	80
22	MCKINSEY, GARY	139	145	125	156	134	138	174	872	38	79
23	ANASTASI, MATT	144	185	133	117	150	130	154	869	5	78
24	BURDETTE, DANNY	142	141	159	127	127	145	161	860	8	77
	LIPKA, KEITH	133	127	139	176	104	130	181	857	59	75.5
	WOLGAMUTH, SCOTT	141	125	130	156	142	143	161	857	11	75.5
	TRIPLETT, ROB	135	141	133	161	137	139	145	856	46	74
	SAGHY, JASON	141	159	164	121	119	163	129	855	9	73
	MCMILLEN, CINDY	134	133	133	168	172	128	120	854	50	71.5
28	DORRETT, DAN JR	126	155	132	141	114	161	151	854	98	71.5
	BROOKS, WALT	142	142	136	128	163	161	122	852	0	70
	MCCLAY, DANI	136	117	136	131	161	152	151	848	32	69
	DEANTONIIS, JOHN	146	185	135	118	136	138	135	847	-29	68
	HARMEL, NICK	137	111	134	180	128	139	153	845	23	67
	THOMAS, BILLY	141	150	150	140	144	132	128	844	-2	66
	BULL, STEVE	135	143	149	121	120	142	161	836	26	64.5
	LIPKA, WAYNE	141	151	139	126	153	96	171	836	-10	64.5
	BERTOLDI, MIKE	129	147	140	126	141	161	119	834	60	63
	WELLING, ANDY	136	150	152	120	137	151	122	832	16	62
	DEFRANCESCO, TONY	127	146	156	137	139	114	138	830	68	61
	BERENDS, MARK	146	149	112	114	156	156	138	825	-51	59.5
30	HICKS, RANDY	125	159	131	180	122	111	122	825	75	59.5
	HUBER, LISA	141	139	161	135	117	164	108	824	-22	58
	COOK, CHUCK	137	159	114	146	138	142	120	819	-3	57
	QUATTROCCHIE, CHUCK	124	131	138	183	129	110	123	814	70	56
	WRIGHT, JOHN	129	139	144	157	130	117	122	809	35	55
	SANTUCCIO-WEVER, BRIAN	140	150	147	96	154	113	146	806	-34	54
25	NEBINGER, JEN	112	100	146	154	140	139	123	802	130	53
	OBER, DENNIS	131	107	157	155	128	132	119	798	12	52
	MORELAND, CLAY	137	115	127	118	187	131	119	797	-25	50.5
	SHINDLECKER, WAYNE	130	142	141	121	140	125	128	797	17	50.5
	WALTON, RIC	124	118	98	140	146	143	148	793	49	49
	KOWALEWSKI, MIKE	137	131	129	132	135	142	123	792	-30	47
	SCHISLER, CHARLIE	126	157	120	124	125	111	155	792	36	47
	BARNES, MARTY	133	109	162	140	139	109	133	792	-6	47

POP WHITTEN PRO TOUR

2017-18 SEASON - STOP #2 @ AMF DUNDALK

Rank	Name	AVG	GM1	GM2	GM3	GM4	GM5	GM6	TOTAL	POA	BOY
	RINALDI, PAT	128	144	148	121	128	109	141	791	23	45
	BANZHOFF, BRIAN	136	127	128	128	115	136	156	790	-26	44
	BUCKINGHAM, MATT	142	124	154	149	118	132	112	789	-63	43
	CULPEPPER, JASON	131	147	128	157	127	115	113	787	1	42
	SCHAEFFER, MIKE	125	140	121	123	115	132	155	786	36	41
	KING, BOB	130	116	159	141	123	125	118	782	2	39
	SONDERMAN, BILL	135	123	126	148	119	139	127	782	-28	39
31	DAVIES, ROGER	118	133	109	128	144	142	126	782	74	39
	SCHMIDT, RICHIE	137	128	168	106	135	113	125	775	-47	36.5
	SMITH, BARRY	117	151	129	111	146	126	112	775	73	36.5
	TURNER, BUDDY	136	136	118	102	133	127	155	771	-45	35
	CASON, JEFF	124	114	133	135	123	147	117	769	25	34
	GRANGER, HOWARD	118	131	112	118	111	146	150	768	60	33
	MANNS, MIKE	146	122	131	147	129	118	119	766	-110	32
	WAGNER, FRANK	134	131	135	131	115	111	142	765	-39	31
	LANCASTER, LEAH	134	98	152	124	140	115	130	759	-45	29.5
	ANASTASI, ANTHONY	137	112	111	159	140	115	122	759	-63	29.5
	BEUCHERT, JOHN	130	177	117	122	116	125	100	757	-23	28
	DORRETT, DAN III	121	146	128	132	123	107	118	754	28	27
	GIBSON, KEVIN	133	110	131	99	145	128	137	750	-48	25.5
	PIVEC, KEN	132	137	114	118	123	143	115	750	-42	25.5
	STADLER, TIM	127	113	118	141	128	111	137	748	-14	24
	HICKS, CHUCK	135	115	134	170	112	107	109	747	-63	23
	TRIPLETT, ROB SR	115	142	116	140	114	127	107	746	56	22
	PICKETT, STACEY	116	116	120	125	115	135	132	743	47	21
	STEINBERG, SAM	118	96	125	119	120	130	150	740	32	20
26	NEBINGER, MICHELLE	104	107	108	116	146	130	132	739	115	18.5
27	QUATTROCCHIE, DANIELLE	106	119	117	122	130	110	141	739	103	18.5
	HARWOOD, CHRIS	126	135	123	122	113	143	102	738	-18	17
	JOHNSON, GREG	119	121	112	127	122	101	150	733	19	15.5
	PALMER, BRAD	116	129	116	109	125	118	136	733	37	15.5
	CAMPBELL, FOSTER	133	105	102	123	125	145	129	729	-69	14
	WAGNER, FRANK JR	115	130	108	109	130	122	127	726	36	12.5
	HARTNER, MELISSA	114	119	152	128	116	107	104	726	42	12.5
	KASTANARAS, NICK	118	121	119	122	123	118	120	723	15	11
	HAYES, DAVE	130	139	117	132	115	120	94	717	-63	10
	ZOMBRO, CHARLIE JR	123	122	141	99	91	102	155	710	-28	9
	KERR, BRADY	112	104	111	127	125	134	106	707	35	8
	SHAFFER, CHRIS	114	141	111	102	108	133	108	703	19	7
29	COLWELL, HEATHER	102	117	98	90	114	133	136	688	76	6
	ELLIOTT, JOE	127	94	111	104	114	121	105	649	-113	5
	EWING, TONY	107	92	109	130	122	90	97	640	-2	5
	LEHR, KARL	111	121	98	109	117	110	85	640	-26	5

PINS OVER AVERAGE:

	POA	TOTAL
25 NEBINGER, JEN	130	802
26 NEBINGER, MICHELLE	115	739
27 QUATTROCCHIE, DANIELLE	103	739
28 DORRETT, DANNY	98	854
29 COLWELL, HEATHER	76	688
30 HICKS, RANDY	75	825

PINS OVER ALTERNATE:

	POA	TOTAL
ROGER DAVIES	74	782

POP WHITTEN PRO TOUR

2017-18 SEASON - STOP #2 @ AMF DUNDALK

DIVISION A		W-L	TP	
	BARRY SCHRIEFER	4-1	705	\$50
	DANNY BURDETTE	3-2	673	WC
12	MARK CALLAHAN	3-2	749	\$135
9	MICHAEL WEAVER	2-3	654	\$130
6	JOHN HUBER	2-3	733	\$125
3	PHIL DIX	1-4	697	\$120

DIVISION B		W-L	TP	
	CHRIS ROTH	3-2	707	\$50
	JOEY SEARS	3-2	686	WC
12	CHRIS VESCHUSIO	3-2	684	\$135
9	BRYAN GREEN	3-2	668	\$130
6	ROB HANLEY	2-3	712	\$125
3	MATT ANASTASI	1-4	696	\$120

DIVISION C		W-L	TP	
	JAMES SIMON	4-1	785	\$50
	CECIL SAROOPCHAND	4-1	714	WC
12	ANDY GERHARD	2-3	769	\$135
9	JOHN BIEDERMAN	2-3	744	\$130
6	GARY MCKINSEY	2-3	744	\$125
3	RANDY FARLOW	1-4	694	\$120

DIVISION D		W-L	TP	
	BERNIE HIPKINS	4-1	705	\$50
	MIKE STEINERT	3-2	740	WC
12	DON DOVE	3-2	734	\$135
9	DEVEN HARTMAN	3-2	676	\$130
6	MARK KLINGELHOFER	1-4	706	\$125
3	MARC ANASTASI	1-4	607	\$120

DIVISION E		W-L	TP	
	JEN NEBINGER	4-1	658	\$50
	DAN DORRETT JR	4-1	640	WC
12	RANDY HICKS	3-2	663	\$135
9	DANIELLE QUATTROCCE	3-2	637	\$130
6	MICHELLE NEBINGER	1-4	525	\$125
3	HEATHER COLWELL	0-5	549	\$120

BRACKET MATCHES

ROUND 1

8	JOEY SEARS	130		
9	MIKE STEINERT	127	\$180	20
7	DANNY DORRETT JR	163		
10	DANNY BURDETTE	127	\$180	20

ROUND 2

1	JAMES SIMON	126	\$220	30
8	JOEY SEARS	141		
4	JEN NEBINGER	161		
5	CHRIS ROTH	124	\$220	30
3	BARRY SCHRIEFER	108	\$220	30
6	CECIL SAROOPCHAND	149		
2	BERNIE HIPKINS	154		
7	DANNY DORRETT JR	119	\$220	30

SEMI-FINALS

8	JOEY SEARS	125	\$280	40
4	JEN NEBINGER	161		
6	CECIL SAROOPCHAND	158	\$280	40
2	BERNIE HIPKINS	189		

FINALS

4	JEN NEBINGER	100	\$525	50
2	BERNIE HIPKINS	135	\$1,050	75

SCRATCH ROLL OFF

SCOTT WOLGAMUTH	156
KEITH LIPKA	144

ALTERNATES

SCR	SCOTT WOLGAMUTH
POA	ROGER DAVIES

STRIKE BALL RESULTS

All	MARK CALLAHAN	296	NO
Half	JASON SAGHY		NO
All	MARC ANASTASI	332	NO
Half	ANTHONY ANASTAI		NO
All	JASON CULPEPPER	292	WIN
Half			
	CARRY OVER	628	

FREE ENTRY WINNERS

DANNY DORRETT
DENNIS OBER
FRANK WAGNER SR.
BRYAN GREEN
MICHAEL WEAVER

200 GAMES

PHIL DIX	242
DON DOVE	207
JAMES SIMON	203

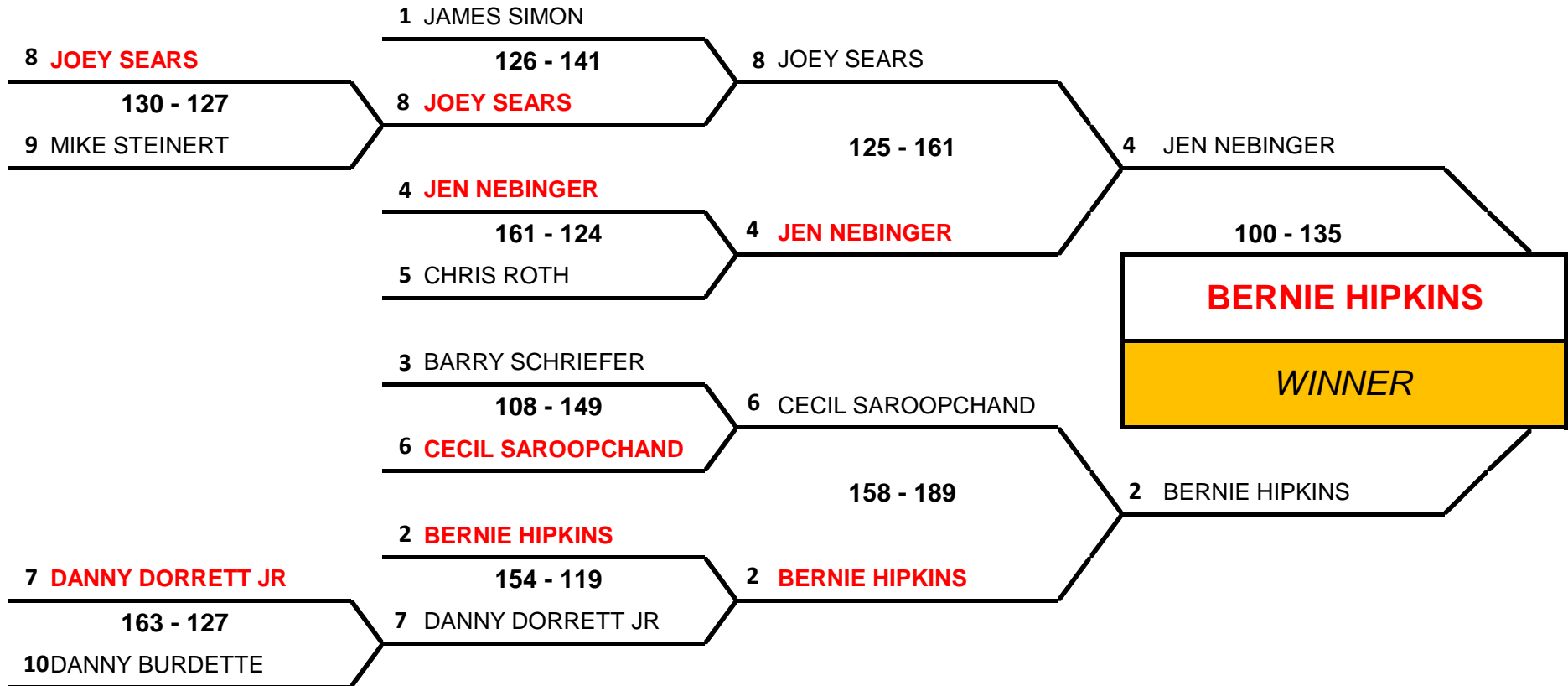
30 QUALIFIERS

TOP 2 from each Division make the Bracket

(5) Division Winners Seeded 1-5, (5) Division 2nd Place Seeded 6-10

	DIVISION WINNER	W-L	TP
DIV A	BARRY SCHRIEFER	4-1	705
DIV B	CHRIS ROTH	3-2	707
DIV C	JAMES SIMON	4-1	785
DIV D	BERNIE HIPKINS	4-1	705
DIV E	JEN NEBINGER	4-1	658

	DIVISION 2ND PLACE	W-L	TP
	DANNY BURDETTE	3-2	673
	JOEY SEARS	3-2	686
	CECIL SAROOPCHAND	4-1	714
	MIKE STEINERT	3-2	740
	DAN DORRETT JR	4-1	640



POP WHITTEN PRO TOUR

2017-18 SEASON - STOP #3 @ SUITLAND BOWL

Rank	Name	AVG	GM1	GM2	GM3	GM4	GM5	GM6	TOTAL	POA	BOY
1	SAGHY, JASON	141	167	133	131	188	125	178	922	76	125
2	DIETSCH, JESSE	148	152	111	150	174	129	196	912	24	99
3	SANTUCCIO-WEVER, BRIAN	140	136	216	157	131	129	135	904	64	98
4	DOVE, DON	151	174	141	138	141	133	165	892	-14	97
5	HIPKINS, BERNIE	144	169	168	126	132	152	140	887	23	96
6	GREEN, BRYAN	136	151	171	162	166	115	119	884	68	95
7	LIPKA, KEITH	133	130	190	134	133	158	135	880	82	93.5
8	SIMON, JAMES	145	150	152	150	133	177	118	880	10	93.5
9	WILLEY, ANDREW	134	161	117	120	141	166	173	878	74	92
10	BALL, ERIC	131	146	166	147	153	121	140	873	87	91
11	CALLAHAN, MARK	145	161	150	149	133	126	152	871	1	90
12	ANASTASI, MARC	142	146	160	180	136	127	117	866	14	89
13	DIX, ED	137	119	171	124	192	120	135	861	39	87.5
14	BERENDS, MARK	146	150	161	172	127	107	144	861	-15	87.5
15	WOLGAMUTH, SCOTT	141	128	150	129	159	139	154	859	13	86
16	DIX, PHIL	148	141	114	123	146	134	197	855	-33	85
17	BUCKINGHAM, MATT	142	136	141	100	160	167	150	854	2	84
18	WEAVER, MICHAEL	146	148	178	104	153	122	144	849	-27	83
	MCKINSEY, GARY	143	133	144	111	203	125	124	840	-18	81.5
	KEEFER, ROB	135	123	134	138	151	153	141	840	30	81.5
	HICKS, CHUCK	135	138	97	179	150	140	134	838	28	80
21	RICHARDSON, DAVE	132	159	140	118	126	127	167	837	45	79
	GERHARD, ANDY	144	161	131	110	169	121	137	829	-35	78
	BROOKS, WALT	142	159	127	142	145	128	127	828	-24	77
	GARRIOTT, DAVE	160	113	127	154	141	139	152	826	-134	76
24	BEUCHERT, JOHN	130	149	114	149	110	163	134	819	39	74.5
	RUTHVIN, JEREMY	139	164	105	154	113	169	114	819	-15	74.5
	JONES, DAVE	139	150	132	123	126	137	150	818	-16	73
	DEANTONIIS, JOHN	146	171	128	139	116	133	129	816	-60	72
	HAYES, DAVE	130	138	151	114	122	166	123	814	34	71
24	BERTOLDI, MIKE	129	163	147	124	170	115	94	813	39	70
	SEARS, JOEY	141	166	128	124	153	125	115	811	-35	69
	HARTNER, CHRIS	135	103	129	180	132	136	127	807	-3	68
22	RYKOWSKI, TIM	127	138	127	156	150	102	130	803	41	67
19	KERR, BRADY	112	108	132	159	100	167	127	793	121	66
	COOK, CHUCK	137	137	134	138	119	127	134	789	-33	65
	LLEWELLYN, LARRY	125	140	117	107	146	127	148	785	35	63.5
	OSBORNE, TOM	134	113	95	159	141	126	151	785	-19	63.5
20	PICKETT, STACY	116	112	159	110	136	143	124	784	88	62
	BOYCE, NICK	126	103	154	117	119	136	150	779	23	61
	MAUK, SCOTT	139	102	108	143	177	123	125	778	-56	60
	PEGRAM, RAPHAEL	126	107	140	118	130	152	130	777	21	59
	FARLOW, RANDY	145	139	130	130	127	124	125	775	-95	58
	HARWOOD, CHRIS	126	124	126	112	149	130	133	774	18	57
	MCCLAY, DANI	136	135	127	149	139	119	104	773	-43	55.5
	ROTH, CHRIS	139	134	156	122	130	113	118	773	-61	55.5
	WAGNER, FRANK SR	134	104	141	130	126	130	141	772	-32	54
	WEAVER, TOMMY	125	126	104	132	131	128	149	770	20	53
	BANZHOFF, BRIAN	136	133	120	140	128	100	143	764	-52	52
	HARTMAN, DEVEN	134	112	128	132	149	126	115	762	-42	51
	TAYLOR, CJ	140	131	138	123	106	139	123	760	-80	50
	HARMEL, NICK	137	133	140	113	137	141	94	758	-64	49
	SCHAEFFER, MIKE	125	137	105	141	127	129	116	755	5	48
	BARNES, ALEX	138	110	131	124	137	137	113	752	-76	47
	ANASTASI, ANTHONY	137	143	115	120	129	102	141	750	-72	46

POP WHITTEN PRO TOUR

2017-18 SEASON - STOP #3 @ SUITLAND BOWL

Rank	Name	AVG	GM1	GM2	GM3	GM4	GM5	GM6	TOTAL	POA	BOY
	TURNER, BUDDY	136	132	129	123	117	129	116	746	-70	45
	BUTTON, ERIC	126	153	120	116	112	132	112	745	-11	44
	RUPERT, BUTCH	142	126	117	131	129	122	117	742	-110	43
	ANASTASI, MATT	144	117	131	116	116	126	131	737	-127	42
	THOMAS, BILLY	140	155	97	126	115	111	125	729	-111	41
23	HARTNER, MELISSA	114	127	135	116	119	103	124	724	40	39.5
	PALMER, BRAD	116	101	125	131	114	141	112	724	28	39.5
	HAMMETT, MARK	125	132	131	106	124	114	112	719	-31	38
	CASON, JEFF	124	112	120	140	111	131	100	714	-30	37
	LANCASTER, LEAH	134	107	118	152	109	101	125	712	-92	36
	PYTRYGA, NICK	121	122	115	100	136	112	125	710	-16	35
	SCHMIDT, RICHIE	137	114	114	136	105	114	109	692	-130	34
	GRANGER, HOWARD	118	102	110	102	143	128	101	686	-22	33
	MCMILLEN, CINDY	134	111	117	100	107	122	120	677	-127	32
	SMITH, BARRY	117	92	132	136	93	103	110	666	-36	31
	SPENCER, BOBBY	113	97	100	99	122	122	121	661	-17	30
	TOMINACK, IVAN	121	105	142	88	101	95	128	659	-67	29
	JOHNSON, GREG	119	107	105	104	98	110	117	641	-73	28
	COLWELL, HEATHER	102	97	106	138	105	101	92	639	27	27
	STEINBERG, SAM	118	99	109	95	107	95	124	629	-79	26
	KLINGELHOFER, MARK	146	141	130	138	111			520	-356	25

PINS OVER AVERAGE:

	POA	TOTAL
19 KERR, BRADY	121	793
20 PICKETT, STACEY	88	784
21 RICHARDSON, DAVE	45	837
22 RYKOWSKI, TIM	41	803
23 HARTNER, MELISSA	40	724
24 BEUCHERT, JOHN	39	819

PINS OVER ALTERNATE:

	POA	TOTAL
BERTOLDI, MIKE	39	819

POP WHITTEN PRO TOUR

2017-18 SEASON - STOP #3 @ SUITLAND BOWL

DIVISION A		W-L	TP	
	EDDIE DIX	4-1	703	\$50
	MICHAEL WEAVER	4-1	694	WC
12	MARC ANASTASI	3-2	740	\$130
9	BRYAN GREEN	3-2	663	\$125
6	JASON SAGHY	1-4	706	\$120
3	KEITH LIPKA	0-5	610	\$115

DIVISION B		W-L	TP	
	BERNIE HIPKINS	4-1	757	\$50
	MATT BUCKINGHAM	3-2	718	WC
12	JESSE DIETSCH	3-2	740	\$130
9	MARK CALLAHAN	2-3	648	\$125
6	MARK BERENDS	2-3	699	\$120
3	JAMES SIMON	1-4	639	\$115

DIVISION C		W-L	TP	
	PHIL DIX	4-1	787	\$50
	DON DOVE	3-2	728	WC
12	SCOTT WOLGAMUTH	3-2	716	\$130
9	BRIAN SANTUCCIO-WEVER	3-2	686	\$125
6	ERIC BALL	2-3	690	\$120
3	ANDREW WILLEY	0-5	658	\$115

DIVISION D		W-L	TP	
	TIM RYKOWSKI	5-0	663	\$50
	DAVE RICHARDSON	4-1	673	WC
12	STACEY PICKETT	2-3	611	\$130
9	BRADY KERR	2-3	564	\$125
6	JOHN BEUCHERT	1-4	579	\$120
3	MELISSA HARTNER	1-4	524	\$115

BRACKET MATCHES

ROUND 1

1	TIM RYKOWSKI	116	\$160	30
8	MATT BUCKINGHAM	149		

4	EDDIE DIX	135	\$160	30
5	MICHAEL WEAVER	158		

3	BERNIE HIPKINS	141		
6	DAVE RICHARDSON	134	\$160	30

2	PHIL DIX	154		
7	DON DOVE	129	\$160	30

SEMI-FINALS

8	MATT BUCKINGHAM	103	\$250	40
5	MICHAEL WEAVER	115		

3	BERNIE HIPKINS	134		
2	PHIL DIX	105	\$250	40

FINALS

5	MICHAEL WEAVER	169 +27	\$500	50
3	BERNIE HIPKINS	169 +29	\$1,000	75

SCRATCH ALTERNATE ROLL-OFF

POA ALTERNATE ROLL-OFF

JOHN BEUCHERT	138	+9
MIKE BERTOLDI	106	-23

ALTERNATES

SCR	GARY MCKINSEY
POA	MIKE BERTOLDI

FREE ENTRY WINNERS

EDDIE DIX
DANI MCCLAY
SCOTT WOLGAMUTH
HOWARD GRANGER

STRIKE BALL RESULTS

All	DEVEN HARTMAN	NO
Half	ANDREW WILLEY	WIN
All	ROB KEEFER	NO
Half	JOHN BEUCHERT	NO
All	TOM OSBORNE	NO
Half	MARK BERENDS	NO

200 GAMES

BRIAN SANTUCCIO-WEVER	216
GARY MCKINSEY	203

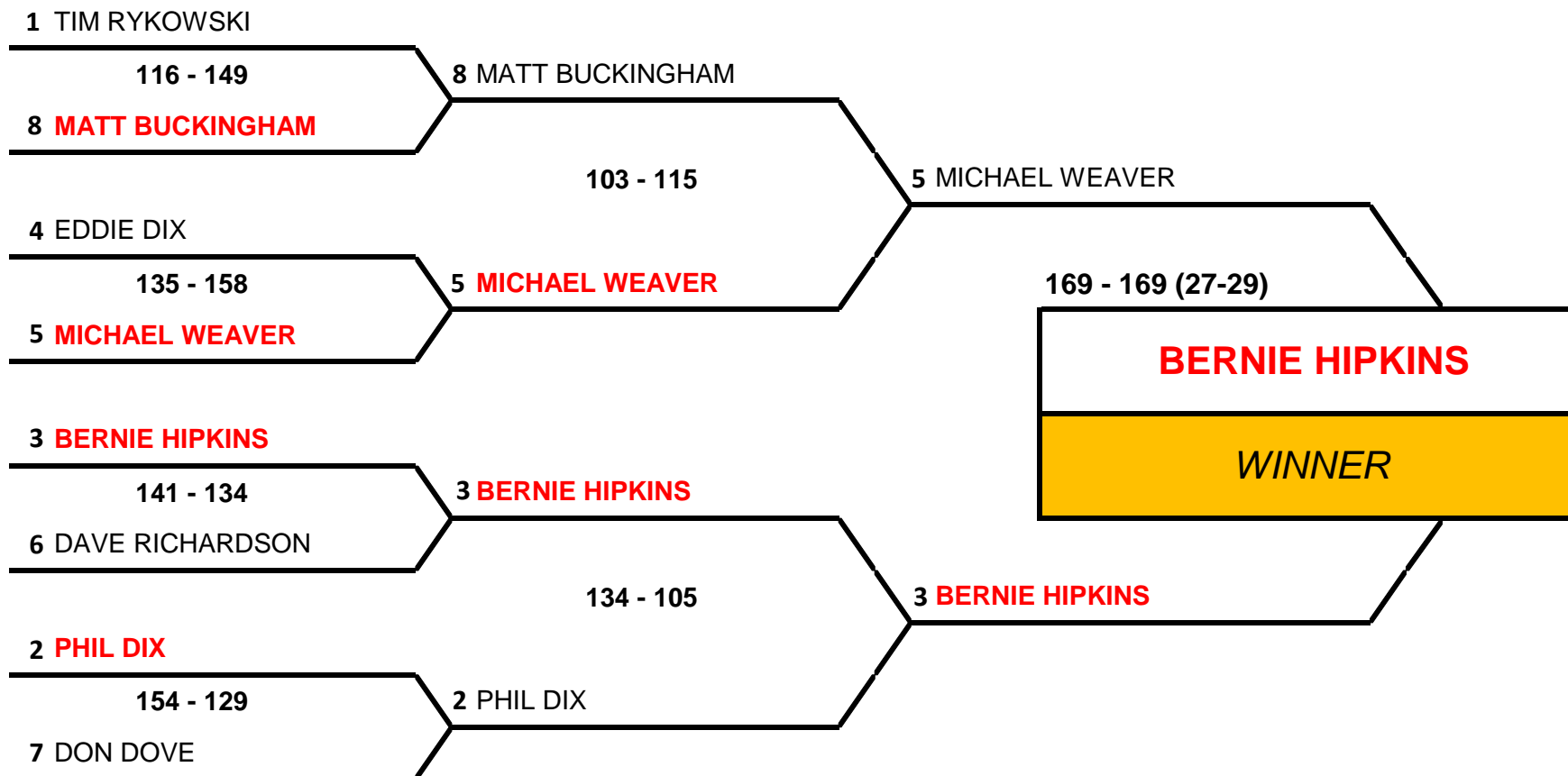
24 QUALIFIERS

TOP 2 from each Division make the Bracket

(4) Division Winners Seeded 1-4, (4) Division 2nd Place Seeded 5-8

	DIVISION WINNER	W-L	TP
DIV A	EDDIE DIX	4-1	703
DIV B	BERNIE HIPKINS	4-1	757
DIV C	PHIL DIX	4-1	787
DIV D	TIM RYKOWSKI	5-0	663

	DIVISION 2ND PLACE	W-L	TP
	MICHAEL WEAVER	4-1	694
	MATT BUCKINGHAM	3-2	718
	DON DOVE	3-2	728
	DAVE RICHARDSON	4-1	673



POP WHITTEN PRO TOUR

2017-18 SEASON - STOP #4 @ PINLAND

Rank	Name	AVG	GM1	GM2	GM3	GM4	GM5	GM6	TOTAL	POA	BOY
1	BROOKS, WALT	143	187	159	124	143	159	187	959	101	125
2	HARTMAN, DEVEN	139	180	160	152	132	169	131	924	90	99
3	TURNER, BUDDY	136	166	147	155	140	158	142	908	92	98
4	MANNS, MIKE	146	138	158	182	149	150	125	902	26	96.5
5	PISTORIO, ERIK	139	153	135	152	148	168	146	902	68	96.5
6	HUBER, LISA	141	133	157	138	165	156	151	900	54	95
7	WOLGAMUTH, SCOTT	146	156	164	123	149	170	131	893	17	94
8	SANTUCCIO-WEVER, BRIAN	139	149	128	157	159	149	141	883	49	93
9	SANTOS, DYLAN	132	114	136	151	185	124	170	880	88	91.5
10	DOVE, DON	149	136	153	132	146	141	172	880	-14	91.5
11	DIX, PHIL	147	126	134	154	132	151	175	872	-10	90
12	DIETSCH, JESSE	153	154	146	131	130	151	158	870	-48	89
13	GREEN, BRYAN	138	121	122	177	179	158	110	867	39	88
14	DEANTONIIS, JOHN	141	133	150	129	146	117	190	865	19	87
15	HANLEY, ROB	134	140	160	140	148	126	150	864	60	86
16	PIVEC, KEN	132	161	127	140	156	145	130	859	67	85
17	FARLOW, RANDY	144	126	142	142	139	154	153	856	-8	84
18	COOK, CHUCK	137	136	130	169	140	134	142	851	29	83
19	GARRIOTT, DAVE	160	129	162	110	144	145	158	848	-112	82
20	RICHARDSON, DAVE	137	131	111	183	132	104	185	846	24	81
21	WEAVER, MICHAEL	141	137	131	153	151	126	147	845	-1	80
22	RINEER, JOE	136	131	166	149	133	122	143	844	28	78.5
23	BUCKINGHAM, MATT	137	154	120	117	144	148	161	844	22	78.5
24	BERENDS, MARK	147	129	162	127	149	138	136	841	-41	76.5
	KOWALEWSKI, MIKE	137	142	124	126	179	130	140	841	19	76.5
	LOUTH, CHRIS	141	139	139	155	141	125	141	840	-6	75
	KLINGELHOFER, MARK	146	157	112	132	138	139	159	837	-39	74
33	GREEN, ROB	130	132	141	134	173	125	131	836	56	73
	HUBER, JOHN	140	116	159	155	142	117	145	834	-6	72
	MANNS, JILL	143	138	145	113	180	111	146	833	-25	71
26	CASON, JEFF	124	125	144	126	139	128	167	829	85	69.5
	MCKINSEY, GARY	142	139	136	128	122	147	157	829	-23	69.5
	STEINERT, MIKE	147	143	133	146	154	133	115	824	-58	68
	DIX, EDDIE	137	127	150	122	124	132	168	823	1	67
	YOWELL, ROB	145	146	124	138	138	128	147	821	-49	65
	ANASTASI, ANTHONY	137	134	146	130	117	120	174	821	-1	65
	TRIPLETT, ROB	135	149	124	145	108	156	139	821	11	65
	SAUTER, JASON	137	132	146	145	150	117	130	820	-2	63
31	DORRETT, DAN JR	126	107	129	145	144	130	164	819	63	61.5
	WEBB, GLENN	132	117	139	128	148	147	140	819	27	61.5
	ROTH, CHRIS	139	157	127	159	138	125	112	818	-16	59
33	BERTOLDI, DAVE	127	124	138	140	139	135	142	818	56	59
32	PEGRAM, RAPHAEL	126	115	154	158	139	139	113	818	62	59
	OSBORNE, TOM	134	136	130	125	135	150	140	816	12	57
35	RICHBURG, MEL	128	149	128	92	111	192	143	815	47	56
	CALLAHAN, MARK	145	141	130	109	124	153	156	813	-57	55
37	CASTIGLIONI, CHRIS	128	113	157	136	132	132	141	811	43	53.5
	WELLING, ANDY	136	124	151	152	141	129	114	811	-5	53.5
	HIPKINS, BERNIE	145	163	151	115	105	112	162	808	-62	52
	KEEFER, ROB	135	139	132	138	121	154	123	807	-3	51
	RIGNEY, WILL	145	111	127	116	145	162	145	806	-64	49.5
	SONDERMAN, BILL	135	143	142	144	124	124	129	806	-4	49.5

POP WHITTEN PRO TOUR

2017-18 SEASON - STOP #4 @ PINLAND

Rank	Name	AVG	GM1	GM2	GM3	GM4	GM5	GM6	TOTAL	POA	BOY
	SAGHY, JASON	143	114	127	97	173	136	152	799	-59	47.5
	SEARS, JOEY	141	104	122	132	146	151	144	799	-47	47.5
	CULPEPPER, JASON	131	113	140	163	102	152	128	798	12	46
	MCMILLEN, CINDY	134	122	129	121	128	139	156	795	-9	45
	OBER, DENNIS	131	108	126	129	148	130	153	794	8	44
	QUATTROCCHIE, MIKE	128	119	112	119	114	197	132	793	25	43
30	DORRETT, DAN III	121	143	109	149	158	115	116	790	64	42
25	JOHNSON, JARED	117	113	129	131	154	137	125	789	87	41
	HUFFMAN, ANDY	139	132	129	152	111	130	133	787	-47	40
	BULL, STEVE	135	120	111	129	169	100	157	786	-24	39
	WENK, ERICK	137	119	164	115	127	129	131	785	-37	37.5
	PHILLIPS, SCOTT	130	122	143	135	107	149	129	785	5	37.5
	BULL, KRISTIN	137	121	141	120	115	144	141	782	-40	35.5
	SCHAEFFER, MIKE	125	134	131	125	125	151	116	782	32	35.5
	WAGNER, FRANK	134	119	99	142	158	133	129	780	-24	34
	SUBOCK, BOB	139	174	134	101	110	124	136	779	-55	33
	JONES, DAVE	139	123	126	137	118	132	139	775	-59	32
	WANDER, DAVE	132	123	131	122	122	155	111	764	-28	30.5
	RUTHVIN, JEREMY	139	141	98	151	143	119	112	764	-70	30.5
	SCHISLER, CHARLIE	126	152	126	123	93	136	132	762	6	28.5
29	PARKER, KATIE	116	113	162	134	98	139	116	762	66	28.5
	PICKETT, STACEY	121	126	117	146	135	134	103	761	35	26.5
	LIPKA, KEITH	133	139	104	126	130	141	121	761	-37	26.5
	ANASTASI, MARC	144	108	120	149	151	136	96	760	-104	25
	COHEN, BEN	135	141	123	151	129	107	107	758	-52	23.5
36	JOHNSON, GREG	119	122	118	118	138	123	139	758	44	23.5
	ANDERSON, DALTON	123	116	139	152	106	131	109	753	15	22
	MAUK, SCOTT	139	108	135	122	120	115	152	752	-82	21
	BIEDERMAN, JOHN	143	132	123	117	152	96	124	744	-114	20
	SIMON, JAMES	145	108	97	102	134	155	147	743	-127	18.5
	OURSLER, JACOB	126	112	147	132	115	121	116	743	-13	18.5
	HOLBROOK, RUBENSTEIN	132	143	129	102	116	119	131	740	-52	17
	BERTOLDI, MIKE	129	134	130	137	118	127	89	735	-39	16
	CURRY, ALISON	119	129	130	113	128	118	113	731	17	14.5
	WRIGHT, JOHN	129	149	105	138	117	99	123	731	-43	14.5
	DEFRANCESCO, TONY	127	135	136	135	107	101	115	729	-33	13
	MCALLISTER, MIKE	124	126	123	105	97	138	138	727	-17	11.5
	MERRYMAN, MATT	119	133	116	120	134	117	107	727	13	11.5
	KING, BOB	130	139	122	129	92	112	131	725	-55	9.5
	PALMER, BRAD	116	135	120	88	127	161	94	725	29	9.5
	RYKOWSKI, TIM	127	132	95	114	125	123	128	717	-45	8
	ELLIOTT, JOE	127	110	121	124	123	128	109	715	-47	7
	BUTTON, ERIC	126	121	123	98	103	127	141	713	-43	6
	SMITH, BARRY	117	109	136	104	113	98	150	710	8	5
	TRIPLETT BOB SR	115	132	141	115	109	107	106	710	20	5
	BEUCHERT, JOHN	125	138	122	101	96	105	146	708	-42	5
	SHAFFER, CHRIS	114	106	110	116	156	124	96	708	24	5
28	QUATTROCCHIE, DANIELLE	106	131	113	117	120	103	123	707	71	5
	ZOMBRO, CHARLIE	123	135	101	146	106	103	111	702	-36	5
	KERR, BRADY	117	103	107	107	126	121	137	701	-1	5
	COPPER, MIKE	112	108	144	87	115	111	135	700	28	5
	GRANGER, HOWARD	118	86	106	126	135	127	107	687	-21	5

POP WHITTEN PRO TOUR

2017-18 SEASON - STOP #4 @ PINLAND

Rank	Name	AVG	GM1	GM2	GM3	GM4	GM5	GM6	TOTAL	POA	BOY
	OSWALD, KYLE	130	119	126	116	122	93	107	683	-97	5
	LEHR, KARL	111	105	125	131	100	92	123	676	10	5
26	PHILLIPS, GREG	98	120	117	115	130	93	98	673	85	5
	STEINBERG, SAM	118	130	120	107	108	98	105	668	-40	5
	KASTANARAS, NICK	118	103	120	115	96	116	111	661	-47	5
	BARNES, ALEX	138	118	165	126	123	128		660	-168	5
	WINKS, BEN	116	125	106	115	112	97	103	658	-38	5
	QUATTROCCHIE, CHUCK	124	94	106	110	103	103	131	647	-97	5
	CAMPBELL, DANNY	117	106	122	97	94	120	92	631	-71	5
	SPIEGEL, MIKE	111	95	99	87	97	102	132	612	-54	5

PINS OVER AVERAGE:

	POA	TOTAL
25 JOHNSON, JARED	87	789
26 CASON, JEFF	85	829
27 PHILLIPS, GREG	85	673
28 QUATTROCCHIE, DANIELLE	71	707
29 PARKER, KATIE	66	762
30 DORRETT, DAN III	64	790
31 DORRETT, DAN JR	63	819
32 PEGRAM, RAPHAEL	62	818
33 GREEN, ROB	56	836
34 BERTOLDI, DAVE	56	818
35 RICHBURG, MEL	47	815
36 JOHNSON, GREG	44	758

PINS OVER ALTERNATE:

	POA	TOTAL
CASTIGLIONI, CHRIS	43	811

POP WHITTEN PRO TOUR

2017-18 SEASON - STOP #4 @ PINLAND

DIVISION A		W-L	TP	
	MARK BERENDS	3-2	738	\$50
	BRIAN SANTUCCIO-WEVER	3-2	710	WC
12	WALT BROOKS	3-2	708	\$135
9	RANDY FARLOW	2-3	700	\$130
6	DYLAN SANTOS	2-3	692	\$125
3	KEN PIVEC	2-3	670	\$120

DIVISION B		W-L	TP	
	DON DOVE	4-1	719	\$50
	ROB HANLEY	3-2	679	WC
12	SCOTT WOLGAMUTH	2-3	717	\$135
9	MATT BUCKINGHAM	2-3	711	\$130
6	DEVEN HARTMAN	2-3	635	\$125
3	CHUCK COOK	2-3	617	\$120

DIVISION C		W-L	TP	
	BUDDY TURNER	4-1	749	\$50
	PHIL DIX	4-1	773	WC
12	LISA HUBER	3-2	678	\$135
9	JOE RINEER	2-3	735	\$130
6	DAVE GARRIOTT	1-4	625	\$125
3	JOHN DEANTONIIS	1-4	643	\$120

DIVISION D		W-L	TP	
	JESSE DIETSCH	4-1	796	\$50
	DAVE RICHARDSON	3-2	703	WC
12	ERIK PISTORIO	3-2	700	\$135
9	MICHAEL WEAVER	3-2	681	\$130
6	MIKE MANNS	2-3	656	\$125
3	BRYAN GREEN	0-5	622	\$120

DIVISION E		W-L	TP	
	ROB GREEN	4-1	724	\$50
	JARED JOHNSON	3-2	612	WC
12	RAPHAEL PEGRAM	3-2	649	\$135
9	KATIE PARKER	2-3	578	\$130
6	DANIELLE QUATTROCCHIE	2-3	595	\$125
3	GREG JOHNSON	1-4	620	\$120

DIVISION F		W-L	TP	
	GREG PHILLIPS	4-1	569	\$50
	DAN DORRETT JR	4-1	683	WC
12	DAN DORRETT III	2-3	637	\$135
9	DAVE BERTOLDI	2-3	600	\$130
6	MEL RICHBURG	2-3	566	\$125
3	JEFF CASON	1-4	648	\$120

SCRATCH ALTERNATE ROLL-OFF	
MARK BERENDS	168
MIKE KOWALEWSKI	121

ALTERNATES	
SCR	MIKE KOWALEWSKI
POA	CHRIS CASTIGLIONI

STRIKE BALL RESULTS	
All	MIKE KOWALEWSKI CO
Half	BEN WINKS CO
All	JAMES SIMON CO
Half	TOM OSBORNE CO
All	MARC ANASTASI CO
Half	MARK CALLAHAN WIN
All	MEL RICHBURG CO
Half	MARK BERENDS CO

BRACKET MATCHES			
ROUND 1			
8	DAN DORRETT JR	129	
9	BRIAN SANTUCCIO-WEVER	128	\$180
5	GREG PHILLIPS	109	\$180
12	JARED JOHNSON	154	

6	MARK BERENDS	141	\$180
11	ROB HANLEY	150	
7	PHIL DIX	143	\$180
10	DAVE RICHARDSON	144	

ROUND 2			
1	JESSE DIETSCH	150	
8	DAN DORRETT JR	143	\$230

4	DON DOVE	150	
12	JARED JOHNSON	111	\$230

3	ROB GREEN	124	\$230
11	ROB HANLEY	159	

2	BUDDY TURNER	130	\$230
10	DAVE RICHARDSON	157	

SEMI-FINALS			
1	JESSE DIETSCH	153	
4	DON DOVE	147	\$320

11	ROB HANLEY	196	\$320
10	DAVE RICHARDSON	202	

FINALS			
1	JESSE DIETSCH	122	\$600
10	DAVE RICHARDSON	139	\$1,200

POA ALTERNATE ROLL-OFF	

FREE ENTRY WINNERS	
ERICK WENK	
PHIL DIX	
BRYAN GREEN	
MICHAEL WEAVER	
DENNIS OBER	
TOM OSBORNE MARK KLINGELHOFER	
200 GAMES	
DAVE RICHARDSON	202
MATT BUCKINGHAM	201

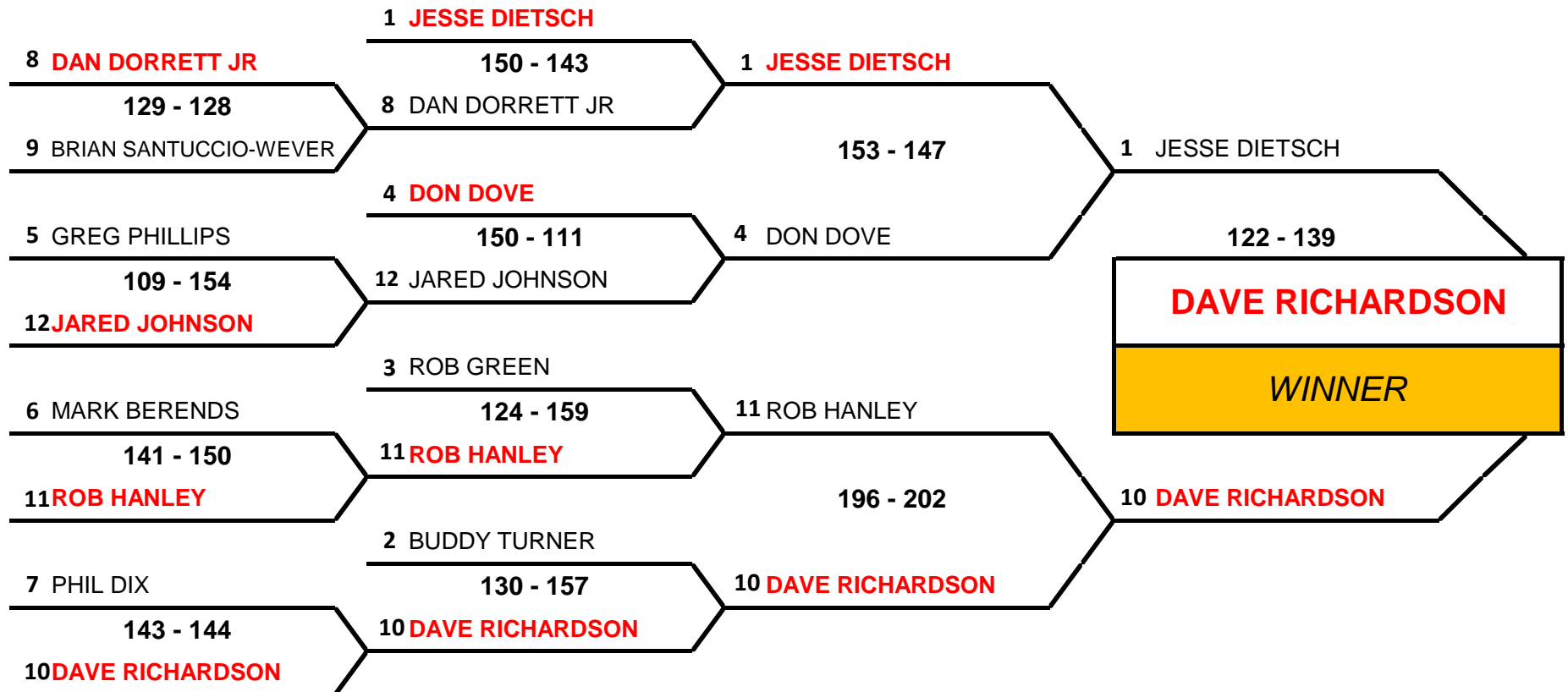
36 QUALIFIERS

TOP 2 from each Division make the Bracket

(6) Division Winners Seeded 1-6, (6) Division 2nd Place Seeded 7-12

	DIVISION WINNER	W-L	TP
DIV A	MARK BERENDS	3-2	738
DIV B	DON DOVE	4-1	719
DIV C	BUDDY TURNER	4-1	749
DIV D	JESSE DIETSCH	4-1	796
DIV E	ROB GREEN	4-1	724
DIV F	GREG PHILLIPS	4-1	569

	DIVISION 2ND PLACE	W-L	TP
	BRIAN SANTUCCIO-WEVER	3-2	710
	ROB HANLEY	3-2	679
	PHIL DIX	4-1	773
	DAVE RICHARDSON	3-2	703
	JARED JOHNSON	3-2	612
	DAN DORRETT JR	4-1	683



POP WHITTEN PRO TOUR

2017-18 SEASON - STOP #5 @ AMF SOUTHWEST

Rank	Name	AVG	GM1	GM2	GM3	GM4	GM5	GM6	TOTAL	POA	BOY
1	KLINGELHOFER, MARK	141	180	179	157	151	174	150	991	145	125
2	BERENDS, MARK	146	152	166	178	137	172	150	955	79	99
3	COLLISON, BILLY	136	185	163	137	129	137	181	932	116	98
4	THOMAS, BILLY	141	142	176	153	150	170	134	925	79	97
5	BROOKS, WALT	146	140	176	127	182	144	152	921	45	96
6	CALLAHAN, MARK	145	129	140	153	189	146	157	914	44	95
7	WEAVER, MICHAEL	141	150	163	148	141	193	118	913	67	94
8	DIETSCH, JESSE	152	142	146	140	192	127	160	907	-5	93
9	BUCKINGHAM, MATT	138	153	167	125	181	125	154	905	77	92
10	WILLEY, ANDREW	134	149	164	175	163	133	111	895	91	91
11	STEINERT, MIKE	145	154	160	148	128	149	153	892	22	90
12	DUNNIGAN, ALEX	133	158	147	161	147	135	143	891	93	89
13	BIEDERMAN, JOHN	143	119	162	154	132	161	159	887	29	88
14	VESCHUSIO, CHRIS	138	114	161	136	154	171	144	880	52	87
15	HUBER, LISA	143	133	163	154	146	138	144	878	20	86
16	DEANTONIIS, JOHN	141	149	159	105	161	152	150	876	30	85
17	DIX, PHIL	148	145	108	169	139	181	132	874	-14	83.5
18	FARLOW, RANDY	143	143	145	111	174	137	164	874	16	83.5
19	TRIPLETT, ROB	135	138	181	118	174	120	141	872	62	82
20	BARNES, MARTY	133	153	151	128	160	161	112	865	67	81
21	RINEER, JOE	141	143	138	155	149	153	126	864	18	80
22	HUFFMAN, ANDY	139	129	122	134	154	131	193	863	29	78.5
23	COOK, CHUCK	132	177	149	146	122	137	132	863	71	78.5
24	RICHBURG, MEL	130	149	134	148	153	139	139	862	82	77
25	MANNS, MIKE	141	110	111	150	167	173	148	859	13	75.5
26	PICKETT, STACEY	121	128	154	128	171	132	146	859	133	75.5
27	SIMON, JAMES	142	134	142	129	169	133	147	854	2	74
28	GERHARD, ANDY	144	118	164	126	126	190	129	853	-11	73
29	SAGHY, JASON	141	149	144	146	159	128	126	852	6	72
30	LANCASTER, LEAH	134	127	151	150	129	165	129	851	47	71
	HARTMAN, DEVEN	139	143	162	122	158	134	129	848	14	70
39	SCHAEFFER, MIKE	130	106	134	180	153	138	133	844	64	68
32	PARKER, KATIE	116	135	162	131	130	148	138	844	148	68
	RUPERT, BUTCH	142	123	148	128	119	143	183	844	-8	68
	LIPKA, WAYNE	141	118	130	151	167	148	128	842	-4	65.5
	DOVE, DON	148	146	126	134	157	142	137	842	-46	65.5
	MAUK, SCOTT	139	124	129	135	161	115	176	840	6	64
40	CASON, JEFF	129	130	147	149	131	152	127	836	62	62.5
	BARNES, ALEX	138	163	125	140	151	128	129	836	8	62.5
	TURNER, BUDDY	136	122	131	139	157	130	153	832	16	61
	SUBOCK, BOB	139	165	130	119	169	125	123	831	-3	59.5
	BULL, KRISTIN	137	121	160	179	118	136	117	831	9	59.5
	HARMEL, NICK	137	124	142	121	137	173	132	829	7	56.5
	SANTOS, DYLAN	132	145	148	131	138	138	129	829	37	56.5
	HOLTZNER, STEVE	142	106	134	117	139	163	170	829	-23	56.5
33	TAMBURO, LOU	120	149	169	101	132	127	151	829	109	56.5
49	PHILLIPS, SCOTT	130	150	150	129	123	145	131	828	48	53.5
44	WAGNER, FRANK	129	155	134	142	113	151	133	828	54	53.5
	HUBER, JOHN	145	161	142	113	131	148	131	826	-44	51.5
	CULPEPPER, JASON	131	133	123	171	133	108	158	826	40	51.5
36	RINEER, ALYSON	123	105	118	187	140	134	141	825	87	49.5
	GUE, COLTON	146	143	134	134	110	151	153	825	-51	49.5
	BALL, ERIC	131	162	130	115	149	133	135	824	38	47.5

POP WHITTEN PRO TOUR

2017-18 SEASON - STOP #5 @ AMF SOUTHWEST

Rank	Name	AVG	GM1	GM2	GM3	GM4	GM5	GM6	TOTAL	POA	BOY
47	BERTOLDI, MIKE	129	151	108	155	149	141	120	824	50	47.5
	HOLBROOK, RUBIN	132	122	156	118	139	169	119	823	31	45.5
42	BOYLE, GREGG	128	120	154	138	155	115	141	823	55	45.5
	SCHWABLINE, MARK	137	145	143	109	153	130	142	822	0	44
	YOWELL, ROB	145	156	168	127	122	129	119	821	-49	42.5
	ANASTASI, ANTHONY	132	143	164	128	124	129	133	821	29	42.5
	FRANCIS, JEFF	135	122	136	146	123	121	171	819	9	40.5
	GREEN, BRYAN	137	136	149	116	158	139	121	819	-3	40.5
	HIPKINS, BERNIE	144	130	153	126	145	136	128	818	-46	38.5
	WELLING, ANDY	136	125	115	160	132	132	154	818	2	38.5
	SAROOPCHAND, CECIL	145	141	117	161	122	126	147	814	-56	37
	WANDER, DAVE	132	140	166	132	144	126	105	813	21	35.5
	DAVIS JOHN, JR	148	153	138	139	143	115	125	813	-75	35.5
	ANASTASI, MARC	141	109	134	128	120	140	181	812	-34	34
38	MCALLISTER, MIKE	124	149	137	105	138	127	154	810	66	33
	MCMILLERN, CINDY	130	136	151	120	124	140	138	809	29	32
37	ZOMBRO, CHARLIE	123	137	137	125	132	124	153	808	70	30
	RINALDI, PAT	128	128	164	146	122	118	130	808	40	30
	GREEN, ROB	135	141	103	128	141	129	166	808	-2	30
	OSBORNE, TOM	134	182	125	127	111	131	131	807	3	28
	BULL, STEVE	135	160	142	131	142	98	133	806	-4	27
	SMITH, BRUCE	147	138	123	106	176	138	123	804	-78	26
	JONES, DAVE	139	135	116	152	144	148	108	803	-31	25
	LIPKA, KEITH	135	175	124	120	147	119	117	802	-8	24
	SCHISLER, CHARLIE	126	149	123	142	120	141	126	801	45	23
35	DAVIES, ROGER	118	127	117	112	142	161	142	801	93	22
	SANTUCCIO-WEVER, BRIAN	140	125	115	157	123	137	143	800	-40	21
	STADLER, TIM	127	143	136	125	139	118	137	798	36	19
	SNODDERLY, DARIN	129	129	134	136	139	119	141	798	24	19
	VEST, BRIAN	136	124	151	132	150	132	109	798	-18	19
	SOUKUP, BILL	135	152	111	127	112	138	157	797	-13	17
	MCKINSEY, GARY	141	142	158	124	126	127	117	794	-52	16
42	ANDERSON, DALTON	123	129	122	104	139	138	161	793	55	14.5
48	WALTON, RIC	124	125	161	140	136	127	104	793	49	14.5
	ROTH, CHRIS	139	122	132	137	135	149	114	789	-45	12.5
46	JEDNORSKI, BRIAN	123	123	164	127	118	121	136	789	51	12.5
	HAYES, DAVE	130	96	156	129	146	133	125	785	5	11
	RUTHVIN, JEREMY	139	116	129	125	151	124	139	784	-50	9.5
	SAUTER, JASON	137	107	119	139	151	142	126	784	-38	9.5
	TAYLOR, CJ	140	142	123	127	133	128	129	782	-58	8
31	DELISI, STEVEN	99	161	130	124	129	124	110	778	184	7
	WOLGAMUTH, SCOTT	146	111	154	134	117	123	138	777	-99	6
	COOK, WILL	140	111	119	128	157	144	115	774	-66	5
	OBER, DENNIS	134	115	129	116	132	125	157	774	-30	5
	HARTNER, CHRIS	135	129	100	137	115	137	156	774	-36	5
	SONDERMAN, BILL	135	130	126	150	126	106	136	774	-36	5
	KING, BOB	130	120	140	134	125	124	128	771	-9	5
45	ADAMS, ADRIANNE	119	121	108	135	114	137	152	767	53	5
	DEFRANCESCO, TONY	127	105	112	150	131	143	125	766	4	5
	JOHNSON, TIM	134	127	156	98	132	148	105	766	-38	5
34	SPIEGEL, MIKE	111	135	127	101	155	123	123	764	98	5
	RICHARDSON, DAVE	137	119	107	136	138	125	138	763	-59	5
	HANLEY, ROB	140	117	152	135	128	98	132	762	-78	5

POP WHITTEN PRO TOUR

2017-18 SEASON - STOP #5 @ AMF SOUTHWEST

Rank	Name	AVG	GM1	GM2	GM3	GM4	GM5	GM6	TOTAL	POA	BOY
	CASTIGLIONI, CHRIS	128	118	127	125	140	115	137	762	-6	5
	DORRETT, DAN JR	131	143	128	144	125	122	100	762	-24	5
	KOWALESKI, MIKE	137	138	126	132	109	128	125	758	-64	5
	ROWLEY, STEVE	130	126	113	117	128	146	128	758	-22	5
	WEAVER, TOMMY	125	155	118	108	113	125	139	758	8	5
	BUTTON, ERIC	128	130	139	150	104	112	119	754	-14	5
41	FRANCIS, KATHY	116	160	95	133	107	134	125	754	58	5
	CURRY, ALISON	119	99	129	128	128	116	150	750	36	5
	DIX, EDDIE	137	110	137	149	101	153	100	750	-72	5
	PALMER, JEFF	124	113	126	109	157	105	133	743	-1	5
	HARTNER, MELISSA	119	123	104	123	143	149	92	734	20	5
	PISTORIO, ERIK	139	124	124	139	132	126	87	732	-102	5
	PALMER, BRAD	116	116	129	105	128	132	120	730	34	5
	STEGER, SHAWN	121	119	99	117	116	150	128	729	3	5
	HICKS, CHUCK	135	123	128	112	117	109	135	724	-86	5
	BEUCHERT, JOHN	125	107	181	109	109	100	117	723	-27	5
	BARRY, ROBERT	118	105	128	132	119	89	144	717	9	5
	WANDER, CHRIS	117	148	113	140	122	99	94	716	14	5
	COPPER, MIKE	112	110	114	113	108	120	148	713	41	5
	GRANGER, HOWARD	121	97	162	114	114	98	127	712	-14	5
	OSWALD, KYLE	130	106	126	147	112	117	103	711	-69	5
	PIVEC, KEN	135	133	117	104	125	98	132	709	-101	5
	WILLEY, ASHLEY	118	111	134	129	109	120	105	708	0	5
	STEINBURG, SAM	113	109	92	130	117	128	132	708	30	5
	ELLIOTT, JOE	127	118	106	113	106	148	112	703	-59	5
	LONG, BRANDON	117	112	122	118	116	114	120	702	0	5
	DAVIS, HEATHER	121	111	116	105	119	128	120	699	-27	5
	LEHR, KARL	111	127	95	133	121	110	107	693	27	5
	BICKFORD, MELISSA	118	130	101	127	132	99	101	690	-18	5
	WRIGHT, JOHN	129	96	121	115	102	124	131	689	-85	5
	CAMPBELL, DANNY	117	97	118	121	117	124	111	688	-14	5
	WINKS, BEN	116	109	101	94	147	135	100	686	-10	5
	SMITH, BARRY	120	109	128	97	130	109	110	683	-37	5
	TOMINACK, IVAN	121	111	117	107	102	121	124	682	-44	5
	JOHNSON, GREG	119	104	128	94	109	121	124	680	-34	5
	SPENCER, BOBBY	113	127	113	118	86	113	115	672	-6	5
	MORALES, NICK	114	139	109	104	84	108	123	667	-17	5
	KERR, BRADY	117	92	98	107	139	118	113	667	-35	5
	STEGER, BRUCE	119	84	130	123	116	114	94	661	-53	5
	FRANCIS, MIKE	137	109	109	112	118	112	100	660	-162	5
	CASE, EDDIE SR	111	105	130	108	108	93	114	658	-8	5
	SNODDERLY, TONY	119	127	106	112	103	94	112	654	-60	5
	EWING, TONY	107	121	112	102	90	93	127	645	3	5
	NICKEL, DENNIS	117	117	107	132	100	108	79	643	-59	5
	KASTANARAS, NICK	118	103	100	110	103	113	98	627	-81	5
	PHILLIPS, GREG	98	89	102	116	92	109	93	601	13	5
	DEGRAFF, PAUL	137	118	112	132	146	WD	WD	508	-314	5

PINS OVER AVERAGE:

	POA	TOTAL
31 DELISI, STEVEN	184	778
32 PARKER, KATIE	148	844
33 TAMBURO, LOU	109	829

POP WHITTEN PRO TOUR

2017-18 SEASON - STOP #5 @ AMF SOUTHWEST

DIVISION A		W-L	TP	
	MARK KLINGELHOFFER	5-0	781	\$70
	JOE RINEER	4-1	734	WC
12	ANDREW WILLEY	2-3	723	\$135
9	MIKE STEINERT	2-3	707	\$130
6	MARTY BARNES	2-3	662	\$125
3	LEAH LANCASTER	0-5	609	\$120

DIVISION B		W-L	TP	
	ALEX DUNNIGAN	4-1	682	\$70
	ROB TRIPLETT	3-2	757	WC
12	MARK BERENDS	3-2	799	\$135
9	MATT BUCKINGHAM	2-3	693	\$130
6	JASON SAGHY	2-3	730	\$125
3	ANDY HUFFMAN	1-4	731	\$120

DIVISION C		W-L	TP	
	JESSE DIETSCH	4-1	748	\$70
	JOHN BIEDERMAN	3-2	672	WC
12	ANDY GERHARD	3-2	787	\$135
9	BILLY COLLISON	2-3	755	\$130
6	RANDY FARLOW	2-3	648	\$125
3	CHUCK COOK	1-4	721	\$120

DIVISION D		W-L	TP	
	MICHAEL WEAVER	4-1	773	\$70
	CHRIS VESCHUSIO	4-1	748	WC
12	BILLY THOMAS	3-2	709	\$135
9	MEL RICHBURG	2-3	645	\$130
6	JAMES SIMON	1-4	650	\$125
3	PHIL DIX	1-4	697	\$120

DIVISION E		W-L	TP	
	WALT BROOKS	4-1	771	\$70
	JOHN DEANTONIIS	3-2	778	WC
12	MIKE MANNS	3-2	768	\$135
9	LISA HUBER	2-3	773	\$130
6	STACEY PICKETT	2-3	647	\$125
3	MARK CALLAHAN	1-4	630	\$120

DIVISION F		W-L	TP	
	GREGG BOYLE	4-1	654	\$70
	CHARLIE ZOMBRO	4-1	668	WC
12	ALYSON RINEER	3-2	657	\$135
9	RIC WALTON	2-3	687	\$130
6	STEVEN DELISI	1-4	591	\$125
3	DALTON ANDERSON	1-4	607	\$120

DIVISION G		W-L	TP	
	FRANK WAGNER	4-1	715	\$70
	MIKE BERTOLDI	4-1	623	WC
12	KATHY FRANCIS	3-2	596	\$135
9	KATIE PARKER	2-3	606	\$130
6	MIKE MCALLISTER	1-4	575	\$125
3	ROGER DAVIES	1-4	584	\$120

DIVISION H		W-L	TP	
	MIKE SCHAEFFER	4-1	674	\$70
	LOU TAMBURIO	4-1	636	WC
12	JEFF CASON	3-2	618	\$135
9	ADRIANNE ADAMS	2-3	586	\$130
6	BRIAN JEDNORSKI	2-3	569	\$125
3	MIKE SPIEGEL	0-5	534	\$120

ALTERNATES	
SCR	DEVEN HARTMAN
POA	SCOTT PHILLIPS

POA ALTERNATE ROLL-OFF		

SCRATCH ALTERNATE ROLL-OFF	

BRACKET MATCHES			
ROUND 1			
1	MARK KLINGELHOFFER	154	
16	JOHN BIEDERMAN	145	\$210
8	GREGG BOYLE	178	
9	CHRIS VESCHUSIO	120	\$210
5	FRANK WAGNER	143	
12	LOU TAMBURIO	94	\$210
4	JESSE DIETSCH	145	
13	MIKE BERTOLDI	128	\$210
3	WALT BROOKS	158	
14	JOHN DEANTONIIS	129	\$210
6	ALEX DUNNIGAN	115	\$210
11	CHARLIE ZOMBRO	137	
7	MIKE SCHAEFFER	126	\$210
10	JOE RINEER	143	
2	MICHAEL WEAVER	166+25	\$210
15	ROB TRIPLETT	166+39	

ROUND 2			
1	MARK KLINGELHOFFER	151	\$280
8	GREGG BOYLE	172	
5	FRANK WAGNER	118	\$280
4	JESSE DIETSCH	159	
3	WALT BROOKS	145	
11	CHARLIE ZOMBRO	133	\$280
10	JOE RINEER	112	\$280
15	ROB TRIPLETT	138	

SEMI-FINALS			
8	GREGG BOYLE	121	\$400
4	JESSE DIETSCH	133	
3	WALT BROOKS	141	\$400
15	ROB TRIPLETT	173	

FINALS			
4	JESSE DIETSCH	146	\$1,500
15	ROB TRIPLETT	130	\$750

FREE ENTRY WINNERS	
	ROB YOWELL
	DAN DORRETT JR
	ERIK PISTORIO
	ASHLEE WILLEY
	TOM OSBORNE, GREGG BOYLE
	KEN PIVEC, SAM STEINBURG

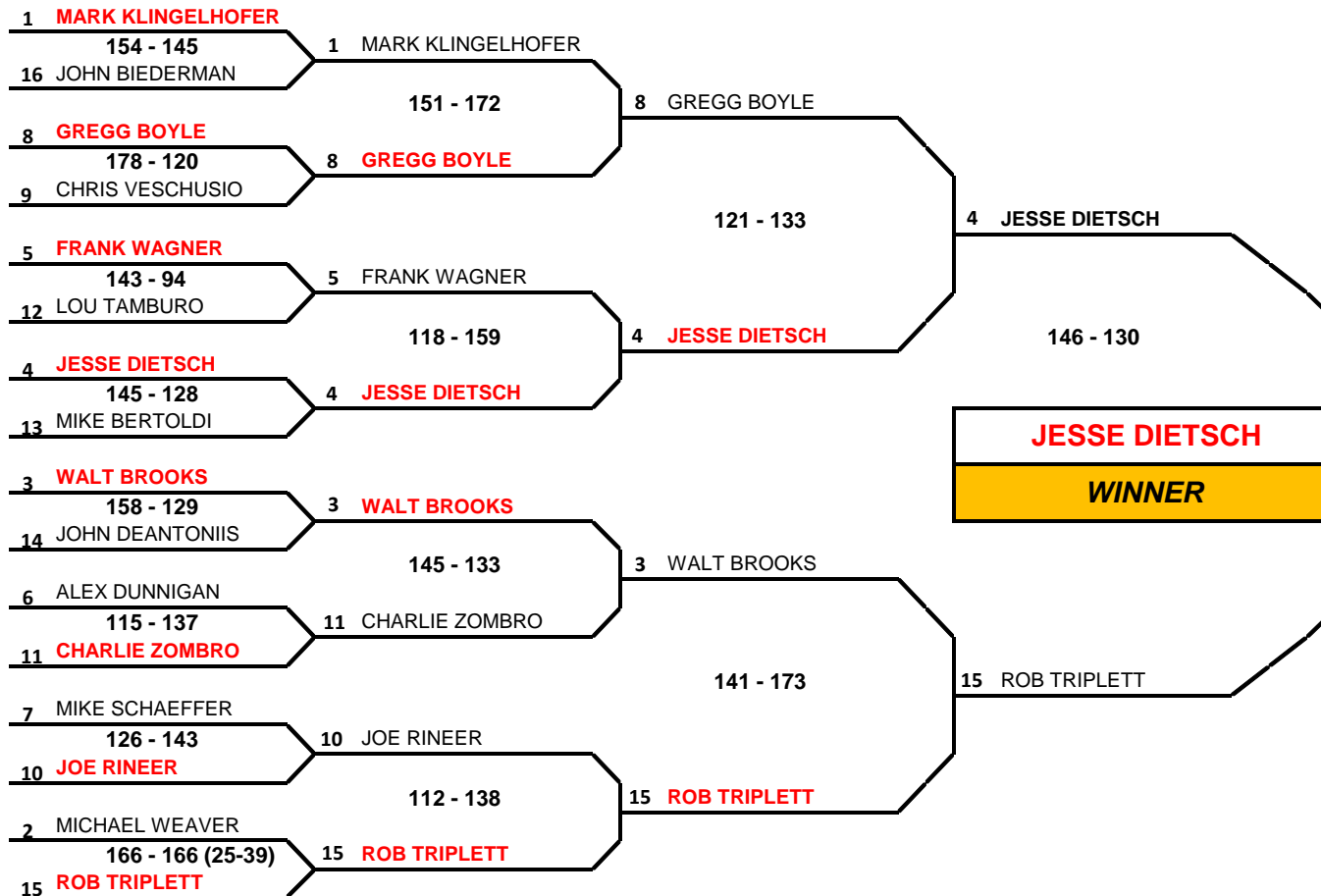
200 GAMES	
	RIC WALTON
	205
	ROB TRIPLETT
	202

STRIKE BALL RESULTS	
All	ANDREW WILLEY
	NO
Half	ANDREW WILLEY
	YES
All	JEREMY RUTHVIN
	NO
Half	JEREMY RUTHVIN
	NO
All	ANTHONY ANASTASI
	NO
Half	TOMMY WEAVER
	NO
All	FRANK WAGNER
	NO
Half	MIKE STEINERT
	NO

36 QUALIFIERS

TOP 2 from each Division make the Bracket
 (6) Division Winners Seeded 1-6, (6) Division 2nd Place Seeded 7-12

	DIVISION WINNER	W-L	TP	DIVISION 2ND PLACE	W-L	TP
DIV A	MARK KLINGELHOFFER	5-0	781	JOE RINEER	4-1	734
DIV B	ALEX DUNNIGAN	4-1	682	ROB TRIPLETT	3-2	757
DIV C	JESSE DIETSCH	4-1	748	JOHN BIEDERMAN	3-2	672
DIV D	MICHAEL WEAVER	4-1	773	CHRIS VESCHUSIO	4-1	748
DIV E	WALT BROOKS	4-1	771	JOHN DEANTONIIS	3-2	778
DIV F	GREGG BOYLE	4-1	654	CHARLIE ZOMBRO	4-1	668
DIV G	FRANK WAGNER	4-1	715	MIKE BERTOLDI	4-1	623
DIV H	MIKE SCHAEFFER	4-1	674	LOU TAMBURO	4-1	636



POP WHITTEN PRO TOUR

2017-18 SEASON - STOP #6 @ PARKVILLE LANES

Rank	Name	AVG	GM1	GM2	GM3	GM4	GM5	GM6	TOTAL	POA	BOY
1	RUTHVIN, JEREMY	139	188	146	121	168	153	148	924	90	125
2	KLINGELHOFER, MARK	147	132	161	169	159	124	165	910	28	99
3	RUTHVIN, JOE	143	138	161	151	182	130	133	895	37	98
4	SCHRIEFER, BARRY	142	183	168	99	121	147	171	889	37	97
5	MANNS, MIKE	141	126	128	150	160	177	147	888	42	96
6	PISTORIO, ERIK	139	144	118	142	125	167	175	871	37	94.5
7	NIGH, MARK	141	136	128	169	143	133	162	871	25	94.5
8	DOVE, DON	147	154	115	154	161	157	129	870	-12	93
9	HIPKINS, RICHIE	144	124	159	195	115	120	155	868	4	92
10	MATHESON, WAYNE	140	145	155	134	127	170	133	864	24	91
11	BERENDS, MARK	149	124	173	130	149	155	129	860	-34	90
12	COINER, JIMMIE	141	134	133	148	118	167	159	859	13	89
13	HIPKINS, BERNIE	143	135	145	130	174	122	147	853	-5	88
14	GERHARD, ANDY	148	141	189	131	138	131	121	851	-37	87
15	GUE, COLTON	146	127	149	151	144	136	143	850	-26	86
16	CASTIGLIONI, CHRIS	128	131	160	101	166	134	153	845	77	85
17	MANNS, JILL	143	136	119	157	142	134	156	844	-14	84
18	SANTUCCIO-WEVER, BRIAN	139	129	152	107	172	148	134	842	8	82.5
19	SAROOPCHAND, CECIL	145	141	117	148	118	157	161	842	-28	82.5
20	PEGRAM, RAPHAEL	129	133	111	133	191	139	134	841	67	81
21	WANDER, DAVE	132	134	180	135	145	118	128	840	48	80
22	SAUTER, JASON	137	169	154	116	152	118	128	837	15	79
23	SNODDERLY, DARRIN	129	100	130	163	112	183	147	835	61	77
24	GIBSON, KEVIN	133	111	132	143	124	173	152	835	37	77
25	THOMAS, BILLY	139	142	136	145	146	113	153	835	1	77
26	SAGHY, JASON	142	124	137	141	165	124	139	830	-22	74.5
27	DEANTONIIS, JOHN	141	122	158	122	141	159	128	830	-16	74.5
28	GREEN, BRYAN	137	161	131	150	116	126	145	829	7	73
29	SIECK, JAMIE	130	131	142	137	138	150	125	823	43	72
30	WILLEY, ANDREW	134	136	139	145	133	149	119	821	17	71
44	BULL, STEVE	134	134	132	125	128	163	138	820	16	70
36	LANCASTER, LEAH	129	142	182	100	119	128	147	818	44	69
	LIPKA, KEITH	134	120	141	135	149	125	146	816	12	68
	WEAVER, MICHAEL	141	156	142	106	144	142	122	812	-34	67
31	DODSON, SHAUN	121	141	146	139	139	121	125	811	85	65.5
48	DUNNIGAN, ALEX	133	116	142	149	143	147	114	811	13	65.5
	BROOKS, WALT	147	146	151	138	111	124	140	810	-72	63.5
	OSBORNE, TOM	134	136	140	133	123	161	117	810	6	63.5
	ANASTASI, MATT	139	156	133	148	113	136	123	809	-25	62
	MAUK, SCOTT	134	155	116	129	146	138	123	807	3	60.5
	FARLOW, RANDY	142	149	134	142	126	98	158	807	-45	60.5
	BANZHOFF, BRIAN	136	145	120	127	125	151	136	804	-12	59
	HUFFMAN, ANDY	136	121	118	147	126	144	147	803	-13	58
	KEEFER, ROB	135	129	125	158	140	107	143	802	-8	56.5
39	CASON, JEFF	129	142	151	137	123	129	120	802	28	56.5
	MORELAND, CLAY	137	113	149	141	100	158	137	798	-24	54.5
	COLLISON, BILLY	136	134	147	118	148	128	123	798	-18	54.5
	HOLBROOK, RUBIN	132	122	108	130	148	136	151	795	3	53
	DIETSCH, JESSE	151	142	115	162	134	124	116	793	-113	52
	MCCLAY, DANI	136	157	136	116	139	137	107	792	-24	51
	KOWALEWSKI, MIKE	134	130	141	131	125	113	149	789	-15	49.5
	CAMPBELL, ALLEN	134	108	135	139	116	154	137	789	-15	49.5
	BIEDERMAN, JOHN	139	128	116	169	149	112	114	788	-46	47.5

POP WHITTEN PRO TOUR

2017-18 SEASON - STOP #6 @ PARKVILLE LANES

Rank	Name	AVG	GM1	GM2	GM3	GM4	GM5	GM6	TOTAL	POA	BOY
	HUBER, JOHN	144	140	132	154	127	110	125	788	-76	47.5
	SANTOS, DYLAN	132	143	128	126	152	105	130	784	-8	45.5
	BUCKINGHAM, MATT	140	103	142	128	134	131	146	784	-56	45.5
	DIX, EDDIE	136	115	130	150	108	137	142	782	-34	44
	JONES, DAVE	134	136	144	133	95	163	108	779	-25	42.5
35	SCHREIBMAN, FRANK	121	159	112	101	134	147	126	779	53	42.5
	HUBER, LISA	145	107	143	120	128	132	148	778	-92	40.5
41	OURSLEER, JAKE	126	137	142	126	117	158	98	778	22	40.5
	TURNER, BUDDY	137	119	121	121	139	141	132	773	-49	39
	WOLGAMUTH, SCOTT	144	131	126	131	116	121	147	772	-92	37.5
	DIX, PHIL	147	111	149	114	110	147	141	772	-110	37.5
	HARTMAN, DEVEN	139	158	127	123	140	102	121	771	-63	36
	BUTTON, ERIC	127	123	150	126	122	142	107	770	8	34.5
	STEINERT, MIKE	145	121	155	120	134	108	132	770	-100	34.5
	ROTH, CHRIS	139	109	126	110	163	111	149	768	-66	33
	HARMEL, NICK	132	117	119	139	124	134	133	766	-26	31
	FRANCIS, JEFF	135	156	111	136	111	154	98	766	-44	31
44	BEUCHERT, JOHN	125	119	123	139	121	131	133	766	16	31
	COOK, WILL	140	113	155	117	129	128	123	765	-75	28.5
	CALLAHAN, MARK	144	105	151	121	132	122	134	765	-99	28.5
	HICKS, CHUCK	130	124	117	109	140	124	149	763	-17	27
	CAMPBELL, FOSTER	133	126	119	151	133	113	120	762	-36	26
	PHILLIPS, SCOTT	130	123	147	125	139	121	101	756	-24	25
	BURDETTE, DANNY	142	126	126	107	153	96	146	754	-98	23.5
39	PALMER, BRAD	121	112	138	120	129	135	120	754	28	23.5
	ZOMBRO, CHARLIE	126	127	96	106	137	160	126	752	-4	21
	CULPEPPER, JASON	131	112	157	113	138	121	111	752	-34	21
	ANDERSON, DALTON	124	124	134	113	105	138	138	752	8	21
	RINEER, JOE	141	105	117	146	91	111	181	751	-95	18.5
	EYLER, PAUL	129	116	145	127	146	112	105	751	-23	18.5
	BARNES, ALEX	138	130	125	116	115	140	124	750	-78	16.5
	SCHAEFFER, MIKE	130	122	154	143	108	120	103	750	-30	16.5
	ANASTASI, MARC	140	115	129	159	121	128	97	749	-91	15
	YOWELL, ROB	145	122	123	141	123	117	121	747	-123	14
	JEDNORSKI, BRIAN	123	141	140	115	102	128	117	743	5	13
	OSWALD, KYLE	130	118	129	123	138	110	121	739	-41	12
38	DAVIES, ROGER	118	141	120	149	121	118	89	738	30	11
	DORRETT, DAN JR	131	129	133	118	118	129	110	737	-49	9.5
	TAYLOR, CJ	140	116	126	121	138	124	112	737	-103	9.5
32	MAURER, STEPHEN	109	123	159	102	126	100	126	736	82	8
	LOUTH, CHRIS	141	112	137	103	132	127	124	735	-111	5.5
	ROWLEY, STEVE	130	111	124	140	121	137	102	735	-45	5.5
	BARNES, MARTY	135	110	127	134	138	115	111	735	-75	5.5
	TRIPLETT, ROB	140	112	119	128	114	131	131	735	-105	5.5
	DEFRANCESCO, TONY	127	123	131	125	137	114	102	732	-30	5
	SAUTER, JANET	132	111	122	122	119	107	148	729	-63	5
	MCALLISTER, MIKE	124	135	108	137	112	117	120	729	-15	5
	BERTOLDI, MIKE	131	110	128	125	124	122	117	726	-60	5
	ELLIOTT, JOE	122	141	116	138	106	98	127	726	-6	5
	PICKETT, STACEY	122	127	131	112	115	103	137	725	-7	5
	ANASTASI, ANTHONY	132	133	129	117	123	100	122	724	-68	5
	KERR, CANDY	124	119	129	109	122	122	121	722	-22	5
	RICHBURG, MEL	131	119	130	122	107	140	104	722	-64	5

POP WHITTEN PRO TOUR

2017-18 SEASON - STOP #6 @ PARKVILLE LANES

Rank	Name	AVG	GM1	GM2	GM3	GM4	GM5	GM6	TOTAL	POA	BOY
	MCKINSEY, GARY	140	109	109	117	130	121	135	721	-119	5
	WAGNER, FRANK	132	113	125	122	115	126	119	720	-72	5
37	QUATTROCCHIE, DANIELLE	113	117	125	125	121	122	110	720	42	5
	BULL, KRISTIN	137	116	125	125	123	118	112	719	-103	5
	FRANCIS, MIKE	137	154	107	100	118	120	119	718	-104	5
	SNODDERLY, TONY	119	130	99	127	135	114	113	718	4	5
	SMITH, BARRY	118	96	104	128	128	108	143	707	-1	5
	RINEER, ALYSON	123	101	112	136	130	112	114	705	-33	5
46	TRIPLETT, BOB SR	115	119	120	114	117	89	146	705	15	5
	LONG, BRANDON	117	115	146	103	101	95	144	704	2	5
	JOHNSON, GREG	118	125	118	110	117	117	115	702	-6	5
	DARLING, EDDIE	135	131	113	103	135	111	105	698	-112	5
	WALTON, RIC	129	141	117	122	89	121	103	693	-81	5
	PELTON, DEAN	118	100	133	139	95	113	112	692	-16	5
	MCMILLEN, CINDY	131	100	135	115	106	127	107	690	-96	5
	CHIEDI, CARMELO	123	127	135	99	113	91	125	690	-48	5
	WINKS, BEN	116	101	122	110	125	117	110	685	-11	5
	SCHAEFFER, JOHN	125	96	128	124	120	126	89	683	-67	5
47	SPIEGEL, MIKE	111	112	92	109	133	98	136	680	14	5
	CAMPBELL, DANNY	117	124	100	96	141	109	110	680	-22	5
	SHAFFER, CHRIS	114	117	125	110	108	114	106	680	-4	5
	SCHISLER, CHARLIE	129	131	102	114	108	108	116	679	-95	5
	GREEN, ROB	135	107	98	136	98	122	112	673	-137	5
	DARLING, JIMMY	125	154	99	95	98	98	127	671	-79	5
41	SMITH, ADAM	108	92	128	134	105	93	118	670	22	5
	COPPER, MIKE	112	124	117	94	144	84	107	670	-2	5
33	PHILLIPS, GREG	98	110	162	104	83	112	97	668	80	5
	STEINBERG, SAM	114	106	107	109	133	114	95	664	-20	5
41	EWING, TONY	107	137	112	98	86	117	114	664	22	5
	SNODDERLY, MATT	130	108	118	117	93	101	122	659	-121	5
	ADAMS, ADRIANNE	119	114	110	108	94	96	137	659	-55	5
	WILLEY, ASHLEE	110	124	101	112	110	98	113	658	-2	5
	LEHR, KARL	111	127	101	114	117	117	82	658	-8	5
	WANDER, CHRIS	117	113	115	108	114	110	96	656	-46	5
	GRANGER, HOWARD	120	95	113	111	107	123	107	656	-64	5
	RYKOWSKI, TIM	129	111	122	101	98	116	107	655	-119	5
	KING, BOB	126	129	101	110	96	129	89	654	-102	5
34	DELISI, STEVEN	99	98	112	85	107	146	105	653	59	5
	NEBINGER, JEN	112	121	97	138	104	91	100	651	-21	5
	SPENCER, BOBBY	117	118	99	87	123	126	97	650	-52	5
	CHMIELEWSKI, MICHAEL	108	113	102	118	104	108	102	647	-1	5
	HAYES, DAVE	131	100	150	106	103	94	86	639	-147	5
48	NEBINGER, MICHELLE	104	105	125	97	106	95	109	637	13	5
	HARTNER, MELISSA	119	109	119	109	100	105	95	637	-77	5
	NIEDZWICKI, ANDREA	118	106	101	82	128	122	98	637	-71	5
	HICKS, RANDY	125	102	101	116	91	101	100	611	-139	5
	DAVIS, HEATHER	121	92	97	104	102	121	88	604	-122	5
	KERR, BRADY	117	93	96	91	96	116	108	600	-102	5
	FISH, RYAN	117	104	108	104	103	81	92	592	-110	5
	KASTANARAS, NICK	113	93	96	103	91	95	109	587	-91	5
	SUBOCK, BOB	139	121	132	115				368	-466	5

POP WHITTEN PRO TOUR

2017-18 SEASON - STOP #6 @ PARKVILLE LANES

DIVISION A		W-L	TP		
	WAYNE MATHESON	4-1	679	\$70	
	MARK BERENDS	4-1	766	WC	
12	ANDREW WILLEY	3-2	687	\$135	
9	RAPHAEL PEGRAM	2-3	669	\$130	
6	DAVE WANDER	1-4	588	\$125	
3	JEREMY RUTHVIN	1-4	589	\$120	

DIVISION B		W-L	TP		
	JAMIE SIECK	3-2	758	\$70	
	JIMMIE COINER	3-2	703	WC	
12	RICHIE HIPKINS	3-2	685	\$135	
9	CECIL SAROOPCHAND	2-3	687	\$130	
6	MARK KLINGELHOFER	2-3	679	\$125	
3	JASON SAUTER	2-3	620	\$120	

DIVISION C		W-L	TP		
	DON DOVE	4-1	708	\$70	
	BRYAN GREEN	4-1	671	WC	
12	BERNIE HIPKINS	2-3	669	\$135	
9	BRIAN SANTUCCIO-WEVER	2-3	630	\$130	
6	DARIN SNODDERLY	2-3	625	\$125	
3	JOE RUTHVIN	1-4	670	\$120	

DIVISION D		W-L	TP		
	MARK NIGH	3-2	717	\$70	
	ANDY GERHARD	3-2	708	WC	
12	JOHN DEANTONIIS	3-2	705	\$135	
9	JILL MANNS	3-2	640	\$130	
6	KEVIN GIBSON	2-3	651	\$125	
3	BARRY SCHRIEFER	1-4	648	\$120	

DIVISION E		W-L	TP		
	BILLY THOMAS	4-1	777	\$70	
	ERIK PISTORIO	4-1	749	WC	
12	CHRIS CASTIGLONI	4-1	713	\$135	
9	COLTON GUE	1-4	730	\$130	
6	MIKE MANNS	1-4	706	\$125	
3	JASON SAGHY	1-4	699	\$120	

DIVISION F		W-L	TP		
	ALEX DUNNIGAN	4-1	677	\$70	
	LEAH LANCASTER	3-2	625	WC	
12	SHAUN DODSON	3-2	578	\$135	
9	DANIELLE QUATTROCCHIE	3-2	541	\$130	
6	TONY EWING	1-4	560	\$125	
3	ADAM SMITH	1-4	523	\$120	

DIVISION G		W-L	TP		
	STEVE BULL	5-0	695	\$70	
	ROGER DAVIES	4-1	611	WC	
12	JAKE OURSLER	3-2	639	\$135	
9	FRANK SCHREIBMAN	1-4	583	\$130	
6	MIKE SPIEGEL	1-4	567	\$125	
3	STEPHEN MAURER	1-4	561	\$120	

DIVISION H		W-L	TP		
	JOHN BEUCHERT	5-0	731	\$70	
	JEFF CASON	4-1	616	WC	
12	STEVEN DELISI	2-3	562	\$135	
9	BOB TRIPLETT SR	2-3	530	\$130	
6	BRAD PALMER	1-4	588	\$125	
3	GREG PHILLIPS	1-4	528	\$120	

ALTERNATES	
SCR	KEITH LIPKA
POA	MICHELLE NEBINGER

POA ALTERNATE ROLL-OFF		
ALEX DUNNIGAN	177	+44
MICHELLE NEBINGER	113	+9

SCRATCH ALTERNATE ROLL-OFF		

BRACKET MATCHES

ROUND 1			
1	JOHN BEUCHERT	119	
16	LEAH LANCASTER	117	\$210

8	MARK NIGH	142	
9	MARK BERENDS	121	\$210

5	WAYNE MATHESON	137	
12	JEFF CASON	106	\$210

4	DON DOVE	135	
13	ROGER DAVIES	111	\$210

3	BILLY THOMAS	118	\$210
14	ANDY GERHARD	134	

6	ALEX DUNNIGAN	134	\$210
11	BRYAN GREEN	171	

7	JAMIE SIECK	149	
10	ERIK PISTORIO	105	\$210

2	STEVE BULL	131	
15	JIMMIE COINER	122	\$210

ROUND 2			
1	JOHN BEUCHERT	122	
8	MARK NIGH	108	\$280

5	WAYNE MATHESON	129	\$280
4	DON DOVE	145	

14	ANDY GERHARD	150	
11	BRYAN GREEN	128	\$280

7	JAMIE SIECK	138	\$280
2	STEVE BULL	161	

SEMI-FINALS			
1	JOHN BEUCHERT	145	
4	DON DOVE	113	\$400

14	ANDY GERHARD	105	\$400
2	STEVE BULL	141	

FINALS			
1	JOHN BEUCHERT	127	\$1,500
2	STEVE BULL	112	\$750

FREE ENTRY WINNERS	
	GARY MCKINSEY/MIKE FRANCIS
	ROB TRIPLETT SR./ JOE RINEER
	CHUCK HICKS/ DANNY BURDETTE
	JIMMY DARLING
	DAN DORRETT JR
	ADAM SMITH

200 GAMES	

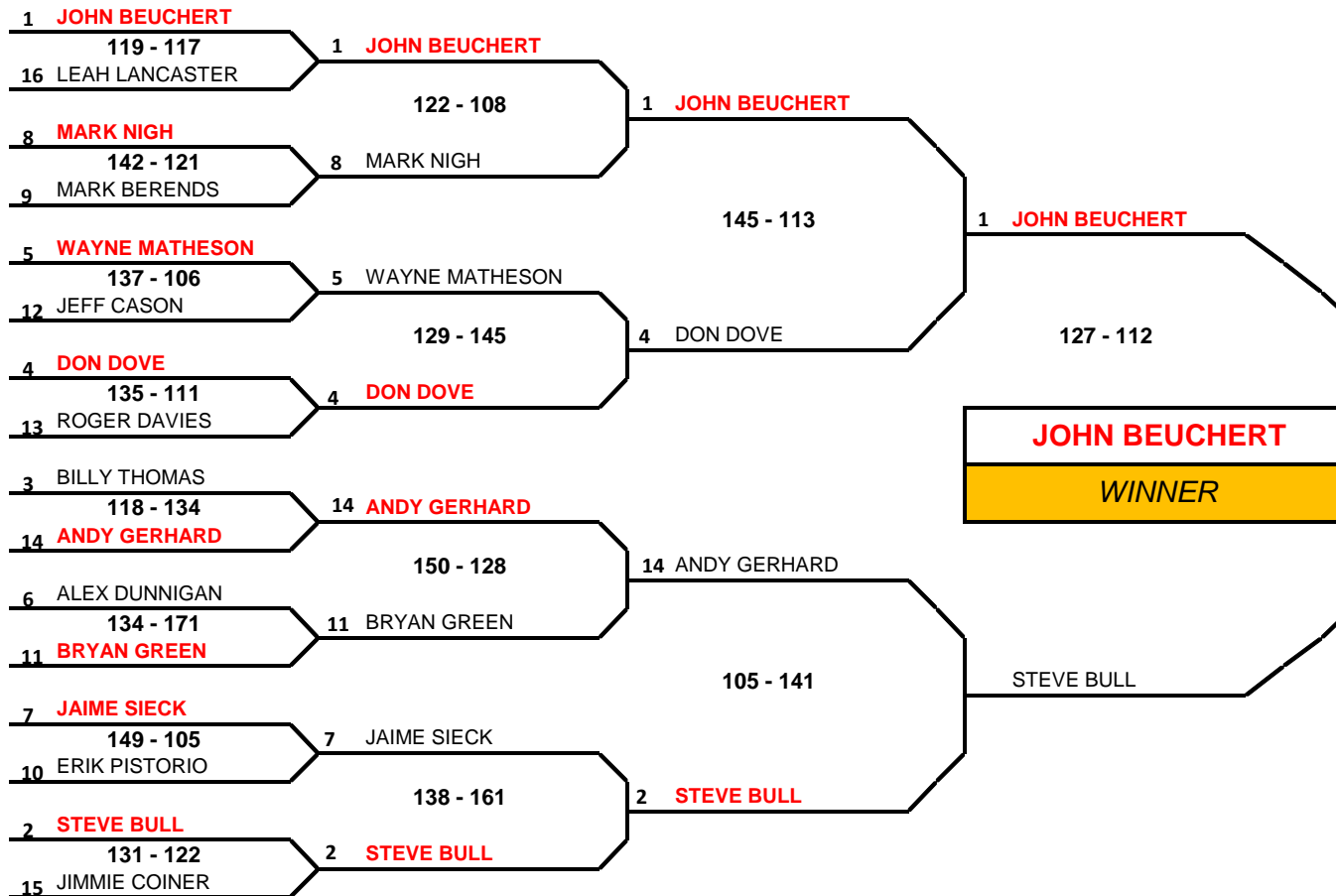
STRIKE BALL RESULTS		
All	CHARLIE SCHLISER	NO
Half	ANDREW WILLEY	NO
All	DEAN PELTON	NO
Half	BRIAN BANZHOFF	NO
All	ALEX BARNES	NO
Half	COLTON GUE	WIN
All	BILLY COLLISON	NO
Half	KARL LEHR	NO

48 QUALIFIERS

TOP 2 from each Division make the Bracket

(8) Division Winners Seeded 1-8, (8) Division 2nd Place Seeded 9-16

	DIVISION WINNER	W-L	TP	DIVISION 2ND PLACE	W-L	TP
DIV A	WAYNE MATHESON	4-1	679	MARK BERENDS	4-1	766
DIV B	JAMIE SIECK	3-2	758	JIMMIE COINER	3-2	703
DIV C	DON DOVE	4-1	708	BRYAN GREEN	4-1	671
DIV D	MARK NIGH	3-2	717	ANDY GERHARD	3-2	708
DIV E	BILLY THOMAS	4-1	777	ERIK PISTORIO	4-1	749
DIV F	ALEX DUNNIGAN	4-1	677	LEAH LANCASTER	3-2	625
DIV G	STEVE BULL	5-0	695	ROGER DAVIES	4-1	611
DIV H	JOHN BEUCHERT	5-0	731	JEFF CASON	4-1	616



POP WHITTEN PRO TOUR

2017-18 SEASON - STOP #7 @ AMF DUNDALK

Rank	Name	AVG	GM1	GM2	GM3	GM4	GM5	GM6	TOTAL	POA	BOY
1	LOUTH, CHRIS	141	173	175	151	152	135	200	986	140	125
2	BUCKINGHAM, MATT	139	134	223	144	190	143	148	982	148	99
3	DEANTONIIS, JOHN	141	131	145	156	154	169	218	973	127	98
4	BIEDERMAN, JOHN	138	163	168	171	153	129	184	968	140	97
5	WEAVER, MICHAEL	141	138	128	182	150	178	188	964	118	96
6	BURKE, KEVIN	143	163	172	111	181	204	130	961	103	95
7	MATHESON, WAYNE	140	155	112	150	137	215	183	952	112	94
8	SMITH, BRUCE	147	144	175	165	147	170	148	949	67	93
9	ANASTASI, MARC	138	154	159	153	158	122	180	926	98	91.5
10	MANNS, MIKE	142	141	166	161	145	157	156	926	74	91.5
11	COINER, JIMMIE	141	183	125	175	137	161	143	924	78	90
12	JONES, DAVE	134	147	173	163	137	132	163	915	111	89
13	HICKS, CHUCK	130	143	159	140	146	135	178	901	121	88
14	DOVE, DON	146	159	110	151	158	152	169	899	23	87
15	ROTH, CHRIS	138	157	150	143	130	152	160	892	64	86
16	YOWELL, ROB	145	134	141	151	157	141	166	890	20	85
17	CALLAHAN, MARK	142	136	132	149	159	164	148	888	36	83.5
18	WELLING, ANDY	132	132	150	141	144	162	159	888	96	83.5
19	SEARS, JOEY	141	185	142	138	145	143	130	883	37	81
20	DORRETT, DAN JR	131	149	129	150	174	151	130	883	97	81
21	SCHRIEFER, BARRY	142	134	145	126	172	148	158	883	31	81
22	ANASTASI, MATT	139	157	173	117	165	139	129	880	46	79
23	KLINGELHOFER, MARK	146	184	118	173	120	129	152	876	0	77
24	WOLGAMUTH, SCOTT	142	146	120	143	133	183	151	876	24	77
25	BERENDS, MARK	148	130	146	145	176	144	135	876	-12	77
26	KING, BOB	125	106	155	152	136	173	149	871	121	74.5
27	DIX, PHIL	145	162	136	160	159	118	136	871	1	74.5
28	BEUCHERT, JOHN	125	125	107	137	170	159	172	870	120	72.5
29	SIMON, JAMES	141	156	153	160	171	103	127	870	24	72.5
30	KOWALEWSKI, MIKE	133	163	124	136	137	149	160	869	71	71
	SANTUCCIO-WEVER, BRIAN	138	154	156	182	114	136	126	868	40	69.5
	FARLOW, RANDY	141	143	145	133	153	147	147	868	22	69.5
	BULL, STEVE	135	126	109	145	163	165	156	864	54	67.5
	SOUKUP, BILL	135	163	155	150	127	136	133	864	54	67.5
	MCKINSEY, GARY	137	156	114	154	155	149	135	863	41	66
33	LANCASTER, LEAH	129	149	150	152	140	120	150	861	87	65
	SAGHY, JASON	141	170	156	121	144	126	141	858	12	64
	TRIPLETT, ROB	140	163	162	128	129	106	167	855	15	63
45	SAUTER, JANET	132	142	156	130	148	129	149	854	62	62
	RINEER, JOE	140	171	126	111	137	139	167	851	11	61
	THOMAS, BILLY	140	132	115	131	171	155	146	850	10	59.5
	HARMEL, NICK	132	155	154	124	147	140	130	850	58	59.5
	BROOKS, WALT	146	144	176	141	129	144	114	848	-28	58
	COLLISON, BILLY	136	151	146	155	114	151	130	847	31	57
	HUBER, LISA	143	161	114	148	124	130	169	846	-12	56
40	BOYLE, GREG	128	126	131	139	139	169	141	845	77	55
	BARNES, ALEX	133	126	128	163	138	133	155	843	45	54
	DIETSCH, JESSE	149	132	135	150	141	122	162	842	-52	53
	HOLBROOK, RUBIN	132	129	156	146	122	146	142	841	49	51.5
	SAROOPCHAND, CECIL	142	147	129	140	142	142	141	841	-11	51.5
	BULL, KRISTIN	137	173	138	138	106	118	165	838	16	49
42	BUTTON, ERIC	127	113	130	168	159	137	131	838	76	49
	MAUK, SCOTT	134	157	137	141	122	135	146	838	34	49
34	DOVE, REBECCA	125	118	174	142	151	99	152	836	86	47
	BLAKE, ISAAC	140	133	130	152	122	149	147	833	-7	46
	GERHARD, ANDY	145	117	124	150	158	153	129	831	-39	45
	SAUTER, JASON	132	126	133	152	144	150	125	830	38	44
	TAYLOR, CJ	135	132	139	131	138	135	154	829	19	42.5
	MCCLAY, DANI	135	141	127	151	130	131	149	829	19	42.5

POP WHITTEN PRO TOUR

2017-18 SEASON - STOP #7 @ AMF DUNDALK

Rank	Name	AVG	GM1	GM2	GM3	GM4	GM5	GM6	TOTAL	POA	BOY
48	QUATTROCCHIE, MIKE	128	124	194	107	158	113	131	827	59	41
	RICHARDSON, DAVE	137	146	145	120	124	145	146	826	4	40
	GREEN, BRYAN	137	95	138	126	139	160	167	825	3	39
	STEINERT, MIKE	144	133	99	129	170	162	130	823	-41	37.5
	TURNER, BUDDY	136	131	143	146	144	151	108	823	7	37.5
	SIECK, JAMIE	130	150	148	123	116	129	155	821	41	36
38	STEINERT, MIKE JR	123	113	128	167	158	125	129	820	82	35
	HIPKINS, RICHIE	144	145	120	134	139	114	167	819	-45	34
	MOSSBURG, PETE	129	123	134	110	150	175	120	812	38	32
	VESCHUSIO, CHRIS	143	129	137	133	152	121	140	812	-46	32
39	ELLIOTT, JOE	122	136	123	146	120	140	147	812	80	32
	LIPKA, KEITH	136	132	118	170	124	128	136	808	-8	30
	DUNNIGAN, ALEX	137	133	122	139	131	151	131	807	-15	29
	MCMILLEN, CINDY	129	119	127	141	110	157	152	806	32	28
46	ANDERSON, DALTON	124	106	154	157	137	132	119	805	61	27
	PISTORIO, ERIK	139	123	126	150	157	123	123	802	-32	26
	SHINDLECKER, WAYNE	130	138	153	112	113	123	162	801	21	25
	DIX, EDDIE	135	150	145	140	144	103	117	799	-11	24
32	JOHNSON, GREG	118	115	147	113	117	164	142	798	90	22
	BARNES, MARTY	133	150	144	156	125	115	108	798	0	22
	HIPKINS, BERNIE	142	140	119	134	137	138	130	798	-54	22
	PHILLIPS, SCOTT	130	189	143	123	127	124	91	797	17	19.5
48	RINEER, ALYSON	123	104	146	132	160	115	140	797	59	19.5
34	GRANGER, HOWARD	118	102	133	142	141	126	150	794	86	18
37	MANDLEY, KAREN	118	141	131	117	127	162	114	792	84	17
	COOK, CHUCK	135	122	124	121	124	140	157	788	-22	16
	DEFRANCESCO, TONY	127	119	117	134	123	196	96	785	23	15
	HUBER, JOHN	142	142	117	139	162	111	113	784	-68	14
31	MAURER, STEPHEN	109	143	125	145	103	149	118	783	129	13
	BERTOLDI, MIKE	129	119	107	161	119	138	137	781	7	12
	MANN, JILL	143	104	135	117	140	136	148	780	-7	11
	HANLEY, ROB	139	108	122	156	146	110	137	779	-55	10
	SCHREIBMAN, FRANK	121	109	118	157	113	155	126	778	52	9
	PIVEC, KEN	132	138	121	129	120	148	116	772	-20	8
	WANDER, DAVE	130	110	128	156	112	125	140	771	-9	7
	BRAYDEN, ROBERT	126	113	130	172	108	116	129	768	12	6
	ZOMBRO, CHARLIE	126	114	160	126	149	124	94	767	11	5
	ADAMS, ADRIANNE	119	123	119	133	141	127	123	766	52	5
	WRIGHT, JOHN	125	118	130	118	153	131	112	762	12	5
	GREEN, ROB	132	116	141	112	132	126	135	762	-30	5
	WISNIEWSKI, KATHERINE	130	119	130	134	151	108	119	761	-19	5
	OSBORNE, TOM	134	119	145	119	133	145	100	761	-43	5
	CAMPBELL, FOSTER	133	136	118	96	151	133	126	760	-38	5
	HARWOOD, CHRIS	126	162	116	120	128	116	117	759	3	5
	QUATTROCCHIE, CHUCK	124	155	110	155	109	119	111	759	15	5
	WILLEY, ANDREW	139	134	118	145	140	125	97	759	-75	5
	CASON, JEFF	129	142	107	129	137	140	104	759	-15	5
	OURSLE, JAKE	126	132	122	141	112	105	145	757	1	5
	SCHISLER, CHARLIE	125	109	108	127	113	144	154	755	5	5
	SCHREIBMAN, DUSTIN	120	102	154	138	107	133	120	754	34	5
	KERR, CANDY	124	111	114	128	146	143	109	751	7	5
40	NEBINGER, JEN	112	113	136	123	110	143	124	749	77	5
	PEGRAM, RAPHAEL	131	130	140	122	136	129	91	748	-38	5
	RINALDI, PAT	128	113	96	113	173	141	109	745	-23	5
	SONDERMAN, BILL	130	135	146	121	118	107	114	741	-39	5
43	ROBINSON, ERIC	112	116	133	119	135	131	106	740	68	5
44	COPPER, MIKE	112	129	150	99	113	118	127	736	64	5
	LONG, BRANDON	117	133	111	144	119	129	94	730	28	5
	PICKETT, STACEY	122	114	154	106	107	133	114	728	-4	5

POP WHITTEN PRO TOUR

2017-18 SEASON - STOP #7 @ AMF DUNDALK

Rank	Name	AVG	GM1	GM2	GM3	GM4	GM5	GM6	TOTAL	POA	BOY
	STOLLOF, TAYLOR	117	127	114	126	140	100	120	727	25	5
	COOK, WILL	140	138	112	123	93	121	139	726	-114	5
	HARTNER, MELISSA	118	118	97	126	122	109	152	724	16	5
	BICKFORD, MELISSA	118	132	131	107	110	127	115	722	14	5
	SPIEGEL, MIKE	112	113	98	146	131	122	108	718	46	5
	KASTANARAS, NICK	113	123	132	122	127	105	108	717	39	5
	MORALES, NICK	114	156	106	112	109	126	107	716	32	5
	PIETRO, COLLEEN	117	108	121	121	106	120	140	716	14	5
	DAVIS, HEATHER	121	124	137	132	86	122	115	716	-10	5
	PALMER, BRAD	121	75	139	133	121	126	121	715	-11	5
	BARRY, ROB	118	135	120	98	130	129	100	712	4	5
34	NEBINGER, MICHELLE	104	109	117	104	130	103	147	710	86	5
	PIPER, GENE	115	138	107	145	97	112	108	707	17	5
	NIEDZWICKI, ANDREA	118	128	116	106	125	119	111	705	-3	5
	DODSON, SHAUN	121	113	127	107	102	133	121	703	-23	5
	SMITH, BARRY	118	110	160	101	104	113	100	688	-20	5
	PARKER, KATIE	116	121	103	111	84	144	121	684	-12	5
	KERR, BRADY	115	118	122	102	120	97	122	681	-9	5
	STEINBERG, SAM	114	116	121	114	135	98	96	680	-4	5
	WINKS, BEN	116	115	117	111	124	103	109	679	-17	5
47	STOLLOF, JEN	103	116	95	111	124	113	119	678	60	5
	QUATTROCCHIE, DANIELLE	112	123	113	124	118	92	106	676	4	5
	SCHAEFFER, MIKE	130	106	119	114	131	96	106	672	-108	5
	BERENDS, DENA	103	113	120	92	119	109	116	669	51	5
	EWING, TONY	110	98	101	138	110	109	108	664	4	5
	LEHR, KARL	111	106	123	101	110	110	100	650	-16	5
	HARMON, DEAN	110	95	91	101	142	102	112	643	-17	5
	TRIPLETT, BOB SR	117	101	88	118	103	99	130	639	-63	5
	CAMPBELL, DANNY	117	110	124	100	100	105	96	635	-67	5
	CIEPIELA, JOSH	117	110	101	97	98	95	117	618	-84	5
	PHILLIPS, GREG	103	103	110	99	118	94	91	615	-3	5
	JEDNORSKI, BRIAN	123	83	115	104	108	102	98	610	-128	5

PINS OVER AVERAGE:

	POA	TOTAL
31 MAURER, STEPHEN	129	783
32 JOHNSON, GREG	90	798
33 LANCASTER, LEAH	87	861
34 DOVE, REBECCA	86	836
35 GRANGER, HOWARD	86	794
36 NEBINGER, MICHELLE	86	710
37 MANDLEY, KAREN	84	792
38 STEINERT, MIKE JR	82	820
39 ELLIOTT, JOE	80	812
40 BOYLE, GREG	77	845
41 NEBINGER, JEN	77	749
42 BUTTON, ERIC	76	838
43 ROBINSON, ERIC	68	740
44 COPPER, MIKE	64	736
45 SAUTER, JANET	62	854
46 ANDERSON, DALTON	61	805
47 STOLLOF, JEN	60	678
48 RINEER, ALYSON	59	827

PINS OVER ALTERNATE:

	POA	TOTAL
49 QUATTROCCHIE, MIKE	59	827

POP WHITTEN PRO TOUR

2017-18 SEASON - STOP #7 @ AMF DUNDALK

DIVISION A		W-L	TP
	DAN DORRETT JR	4-1	760 \$70
	MIKE MANNS	3-2	765 WC
12	JIMMIE COINER	3-2	668 \$135
9	CHRIS LOUTH	3-2	662 \$130
6	BARRY SCHRIEFER	1-4	600 \$125
3	MIKE KOWALEWSKI	1-4	634 \$120

DIVISION B		W-L	TP
	MATT ANASTASI	4-1	765 \$70
	JOEY SEARS	4-1	734 WC
12	MATT BUCKINGHAM	2-3	744 \$135
9	DAVE JONES	2-3	713 \$130
6	JAMES SIMON	2-3	702 \$125
3	MARC ANASTASI	1-4	737 \$120

DIVISION C		W-L	TP
	MARK KLINGELHOFER	4-1	739 \$70
	JOHN DEANTONIIS	4-1	709 WC
12	CHUCK HICKS	3-2	727 \$135
9	BRUCE SMITH	2-3	712 \$130
6	ANDY WELLING	1-4	682 \$125
3	JOHN BEUCHERT	1-4	616 \$120

DIVISION D		W-L	TP
	JOHN BIEDERMAN	3-2	798 \$70
	DON DOVE	3-2	783 WC
12	WAYNE MATHESON	3-2	727 \$135
9	MARK CALLAHAN	3-2	691 \$130
6	PHIL DIX	2-3	729 \$125
3	SCOTT WOLGAMUTH	1-4	678 \$120

DIVISION E		W-L	TP
	KEVIN BURKE	3-2	773 \$70
	BOB KING	3-2	754 WC
12	ROB YOWELL	3-2	670 \$135
9	MARK BERENDS	2-3	780 \$130
6	MICHAEL WEAVER	2-3	758 \$125
3	CHRIS ROTH	2-3	660 \$120

DIVISION F		W-L	TP
	ERIC BUTTON	5-0	727 \$70
	KAREN MANDLEY	4-1	629 WC
12	STEPHEN MAURER	3-2	677 \$135
9	MICHELLE NEBINGER	2-3	604 \$130
6	ALYSON RINEER	1-4	559 \$125
3	ERIC ROBINSON	0-5	557 \$120

DIVISION G		W-L	TP
	MIKE STEINERT JR	5-0	668 \$70
	GREG JOHNSON	3-2	734 WC
12	HOWARD GRANGER	3-2	628 \$135
9	JEN NEBINGER	2-3	540 \$130
6	JENN STOLLOF	1-4	513 \$125
3	MIKE COPPER	1-4	547 \$120

DIVISION H		W-L	TP
	LEAH LANCASTER	4-1	683 \$70
	DALTON ANDERSON	3-2	640 WC
12	REBECCA DOVE	3-2	653 \$135
9	JANET SAUTER	2-3	660 \$130
6	GREGG BOYLE	2-3	654 \$125
3	JOE ELLIOTT	1-4	629 \$120

SCRATCH ALTERNATE ROLL-OFF	
BRIAN SANTUCCIO-WEVER	164
RANDY FARLOW	116

POA ALTERNATE ROLL-OFF	
ALYSON RINEER	150 +27
MIKE QUATTROCCHIE	138 +10

ALTERNATES	
SCR	BRIAN SANTUCCIO-WEVER
POA	MIKE QUATTROCCHIE

BRACKET MATCHES

ROUND 1			
1	ERIC BUTTON	114	\$210
16	DALTON ANDERSON	118	

8	KEVIN BURKE	129	\$210
9	JOEY SEARS	131	

5	MARK KLINGELHOFER	159	
12	DON DOVE	156	\$210

4	DAN DORRETT JR	130	
13	MIKE MANNS	119	\$210

3	MATT ANASTASI	130	
14	BOB KING	119	\$210

6	LEAH LANCASTER	156	
11	KAREN MANDLEY	140	\$210

7	JOHN BIEDERMAN	136	
10	JOHN DEANTONIIS	127	\$210

2	MIKE STEINERT JR	131	\$210
15	GREG JOHNSON	146	

ROUND 2			
16	DALTON ANDERSON	164	
9	JOEY SEARS	157	\$280

5	MARK KLINGELHOFER	130	
4	DAN DORRETT JR	126	\$280

3	MATT ANASTASI	102	\$280
6	LEAH LANCASTER	156	

7	JOHN BIEDERMAN	135	
15	GREG JOHNSON	105	\$280

SEMI-FINALS			
16	DALTON ANDERSON	163	
5	MARK KLINGELHOFER	122	\$400

6	LEAH LANCASTER	131	\$400
7	JOHN BIEDERMAN	155	

FINALS			
16	DALTON ANDERSON	103	\$750
7	JOHN BIEDERMAN	135	\$1,500

FREE ENTRY WINNERS	
GREG JOHNSON / WALT BROOKS	
MARK SCHWABLINE / ROB HANLEY	
CHUCK QUATTROCCHIE	
KATHERINE WISNIEWSKI	
RAPHAEL PEGRAM / STEVE MAURER	

200 GAMES	
MATT BUCKINGHAM	223
JOHN DEANTONIIS	218
WAYNE MATHESON	216
MARK BERENDS	212
KEVIN BURKE	204
JOHN BIEDERMAN	203
GREG JOHNSON	201
CHRIS LOUTH	200

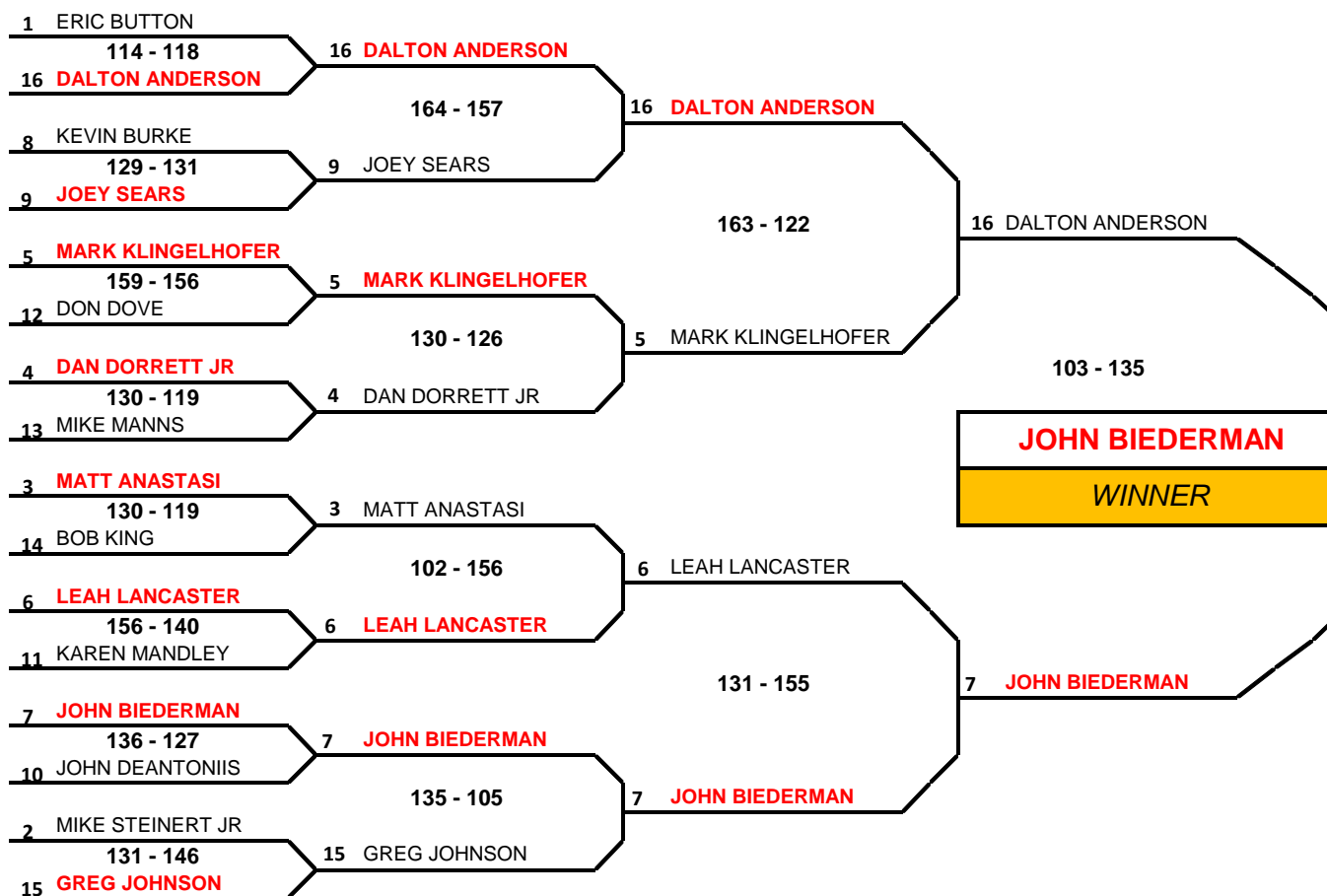
STRIKE BALL RESULTS		
All	BOB KING	NO
Half	ANDREW WILLEY	NO
All	JOEY SEARS	NO
Half	NICK KASTANARAS	NO
All	MARK KLINGELHOFER	NO
Half	MARK KLINGELHOFER	NO
All	CHUCK QUATTROCCHIE	NO
Half	WAYNE SHINDLECKER	NO

48 QUALIFIERS

TOP 2 from each Division make the Bracket

(6) Division Winners Seeded 1-6, (6) Division 2nd Place Seeded 7-12

	DIVISION WINNER	W-L	TP	DIVISION 2ND PLACE	W-L	TP
DIV A	DAN DORRETT JR	4-1	760	MIKE MANN'S	3-2	765
DIV B	MATT ANASTASI	4-1	765	JOEY SEARS	4-1	734
DIV C	MARK KLINGELHOFER	4-1	739	JOHN DEANTONIIS	4-1	709
DIV D	JOHN BIEDERMAN	3-2	798	DON DOVE	3-2	783
DIV E	KEVIN BURKE	3-2	773	BOB KING	3-2	754
DIV F	ERIC BUTTON	5-0	727	KAREN MANDLEY	4-1	629
DIV G	MIKE STEINERT JR	5-0	668	GREG JOHNSON	3-2	734
DIV H	LEAH LANCASTER	4-1	683	DALTON ANDERSON	3-2	640



POP WHITTEN PRO TOUR

2017-18 SEASON - STOP #8 @ PINLAND

Rank	Name	AVG	GM1	GM2	GM3	GM4	GM5	GM6	TOTAL	POA	BOY
1	HUBER, JOHN	141	145	176	182	146	174	126	949	103	125
2	KING, BOB	129	136	169	177	134	184	139	939	165	99
3	DIX, PHIL	145	158	152	173	165	156	129	933	63	98
4	DEANTONIIS, JOHN	142	179	167	132	157	166	128	929	77	97
5	SANTUCCIO-WEVER, BRIAN	139	133	170	144	183	130	160	920	86	96
6	DOVE, DON	147	127	131	160	164	151	179	912	30	95
7	DIX, EDDIE	134	159	147	159	148	139	157	909	105	94
8	LIPKA, WAYNE	141	156	138	184	142	112	160	892	46	93
9	RUTHVIN, JEREMY	134	167	143	141	149	149	140	889	85	92
10	HARTMAN, DEVEN	139	150	134	136	138	183	146	887	53	91
11	BERENDS, MARK	148	179	179	129	121	138	140	886	-2	90
12	COINER, JIMMIE	142	136	161	139	167	135	145	883	31	89
13	HIPKINS, BERNIE	141	144	127	115	116	228	151	881	35	88
14	RICHARDSON, DAVE	137	179	166	129	120	124	160	878	56	87
15	BIEDERMAN, JOHN	143	178	167	136	132	126	133	872	14	85.5
16	LIPKA, KEITH	135	141	156	152	128	132	163	872	62	85.5
17	HUBER, LISA	142	152	126	171	135	137	150	871	19	84
18	BULL, STEVE	136	130	135	166	168	140	126	865	49	83
19	KLINGELHOFER, MARK	146	127	140	149	151	152	141	860	-16	82
20	SEARS, JOEY	142	154	132	140	126	134	171	857	5	81
21	CAMPBELL, FOSTER	133	124	183	147	152	130	120	856	58	80
22	JONES, DAVE	136	126	136	138	119	155	179	853	37	78.5
23	PICKETT, STACEY	121	137	153	137	125	170	131	853	127	78.5
24	STEINERT, MIKE	144	163	135	131	138	121	160	848	-16	77
	SAUTER, JASON	132	121	154	155	129	148	138	845	53	76
	COOK, CHUCK	134	129	137	149	140	137	151	843	39	75
	SCHRIEFER, BARRY	139	137	146	138	154	116	147	838	4	74
	TURNER, BUDDY	136	143	127	161	141	123	142	837	21	73
	WOLGAMUTH, SCOTT	142	127	129	134	156	126	158	830	-22	71
	BERTOLDI, MIKE	129	126	169	153	111	145	126	830	56	71
26	STEINERT, MIKE JR	123	112	142	151	142	144	139	830	92	71
	PISTORIO, ERIK	138	111	136	143	107	158	163	818	-10	69
	BROOKS, WALT	146	150	138	109	143	133	144	817	-59	68
	SIMON, JAMES	141	120	143	153	98	141	161	816	-30	66
	PIVEC, KEN	131	158	116	127	130	145	140	816	30	66
	WAGNER, FRANK	130	122	140	97	139	136	182	816	36	66
	ANASTASI, MARC	141	137	108	145	137	141	147	815	-31	64
28	ELLIOTT, JOE	122	144	112	130	146	114	166	812	80	63
	FARLOW, RANDY	141	112	130	150	147	135	137	811	-35	62
	PHILLIPS, SCOTT	131	142	126	152	124	135	126	805	19	60.5
	GREEN, BRYAN	137	143	123	150	123	156	110	805	-17	60.5
	DAVIS, MARK	143	149	148	119	160	97	129	802	-56	59
	GIBSON, KEVIN	133	132	123	116	138	144	138	791	-7	58
30	TAMBURO, LOU	120	132	153	136	112	153	102	788	68	57
	SANTOS, DYLAN	137	145	131	133	129	143	105	786	-36	56
	OURSLER, JAKE	126	105	136	140	131	148	125	785	29	55
	WEBB, GLENN	132	128	127	126	120	148	135	784	-8	54
	RINEER, JOE	140	114	122	149	122	148	124	779	-61	53
	MCMILLEN, CINDY	129	91	145	153	122	135	130	776	2	52
	DIETSCH, JESSE	148	153	129	100	142	128	122	774	-114	51
	GREEN, ROB	131	148	130	129	108	158	100	773	-13	50
	ANDERSON, DALTON	127	128	118	117	148	118	143	772	10	49

POP WHITTEN PRO TOUR

2017-18 SEASON - STOP #8 @ PINLAND

Rank	Name	AVG	GM1	GM2	GM3	GM4	GM5	GM6	TOTAL	POA	BOY
	TRIPLETT, ROB	140	121	148	98	118	147	139	771	-69	48
	MCKINSEY, GARY	138	144	125	115	136	139	111	770	-58	47
	DORRETT, DAN JR	131	103	134	160	115	123	130	765	-21	46
	TAYLOR, CJ	135	106	107	87	130	121	212	763	-47	45
	ROTH, CHRIS	138	140	134	142	111	140	93	760	-68	44
	OSWALD, KYLE	130	123	109	147	146	106	126	757	-23	43
	DAVIS, HEATHER	121	135	126	99	132	160	101	753	27	41.5
25	EWING, TONY	110	139	129	130	115	135	105	753	93	41.5
29	KASTANARAS, NICK	113	108	116	101	158	127	142	752	74	40
	JOHNSON, GREG	122	108	107	111	115	161	141	743	11	39
	MAUK, SCOTT	134	127	125	144	108	124	109	737	-67	37
	BRAYDEN ROBERT	126	105	134	131	136	118	113	737	-19	37
	MANDLEY, KAREN	118	108	108	129	159	120	113	737	29	37
31	CAMPBELL, DANNY	112	117	119	136	124	122	117	735	63	35
	JEDNORSKI, BRIAN	118	113	131	143	124	109	112	732	24	34
	SPIEGEL, MIKE	113	114	101	118	137	144	115	729	51	32.5
	YOWELL, ROB	140	132	112	134	137	91	123	729	-111	32.5
	CASON, JEFF	129	105	112	119	103	147	142	728	-46	31
	COPPER, MIKE	116	120	147	108	114	131	105	725	29	30
	MERRYMAN, MATT	119	131	127	118	106	115	127	724	10	29
	SCHISLER, CHARLIE	125	119	120	135	124	112	112	722	-28	28
	PALMER, BRAD	121	108	131	106	127	142	101	715	-11	26.5
	BERTOLDI, KATY	116	94	118	113	129	150	111	715	19	26.5
	RINEER, ALYSON	126	90	163	110	117	105	129	714	-42	25
	DORRETT, DANIEL III	121	138	116	123	111	107	118	713	-13	24
	TIPTON, JACK	112	107	87	126	140	128	123	711	39	23
27	PHILLIPS, GREG	103	112	113	115	88	102	178	708	90	22
	NEBINGER, MICHELLE	109	115	131	113	134	121	88	702	48	21
	PARKER, KATIE	121	116	117	124	96	118	121	692	-34	20
	WRIGHT, JOHN	125	116	117	128	100	114	113	688	-62	19
	NEBINGER, JEN	117	103	107	108	111	139	118	686	-16	18
	CIEPIELA, JOSH	117	97	128	122	110	105	119	681	-21	17
	DODSON, SHAWN	121	103	100	119	123	114	121	680	-46	16
	MAURER, STEPHEN	109	108	126	102	117	113	111	677	23	14.5
	SANTANA, JUSTIN	121	103	101	123	133	124	93	677	-49	14.5
	STOLLOF, JENN	103	92	114	93	121	143	109	672	54	13
	STOLLOF, TAYLOR	117	99	135	119	102	109	107	671	-31	12
	SCHAEFFER, MIKE	129	102	84	153	92	124	113	668	-106	11
	LEHR, KARL	110	103	104	94	112	132	112	657	-3	10
	SMITH, BARRY	118	113	121	109	110	100	100	653	-55	9
	TRIPLETT, BOB SR	114	103	112	122	109	116	87	649	-35	8
	WINKS, BEN	112	83	106	109	112	121	116	647	-25	7
	TRICARIO, TAMMY	104	133	96	85	100	111	115	640	16	6
	STEINBERG, SAM	113	93	101	127	111	97	103	632	-46	5
	COPPER, DENISE	91	106	104	98	74	98	98	578	32	5

PINS OVER AVERAGE:

	POA	TOTAL
25 EWING, TONY	93	753
26 STEINERT, MIKE JR	92	830
27 PHILLIPS, GREG	90	708
28 ELLIOTT, JOE	80	812

POP WHITTEN PRO TOUR

2017-18 SEASON - STOP #8 @ PINLAND

Rank	Name	AVG	GM1	GM2	GM3	GM4	GM5	GM6	TOTAL	POA	BOY
29	KASTANARAS, NICK	74		752							
30	TAMBURO, LOU	68		788							
	PINS OVER ALTERNATE:		POA	TOTAL							
	CAMPBELL, DANNY	63		735							

POP WHITTEN PRO TOUR

2017-18 SEASON - STOP #8 @ PINLAND

DIVISION A		W-L	TP	
	JOHN HUBER	4-1	769	\$50
	MIKE STEINERT SR.	4-1	724	WC
12	WAYNE LIPKA	2-3	692	\$135
9	LISA HUBER	2-3	655	\$130
6	KEITH LIPKA	2-3	651	\$125
3	JEREMY RUTHVIN	1-4	655	\$120

DIVISION B		W-L	TP	
	JOHN BIEDERMAN	5-0	744	\$50
	MARK KLINGELHOFER	4-1	686	WC
12	STACEY PICKETT	2-3	658	\$135
9	BOB KING	2-3	674	\$130
6	EDDIE DIX	1-4	659	\$125
3	DEVEN HARTMAN	1-4	647	\$120

DIVISION C		W-L	TP	
	DON DOVE	5-0	755	\$50
	DAVE RICHARDSON	4-1	663	WC
12	DAVE JONES	2-3	697	\$135
9	MARK BERENDS	2-3	738	\$130
6	STEVE BULL	1-4	640	\$125
3	PHIL DIX	1-4	687	\$120

DIVISION D		W-L	TP	
	JOE SEARS	5-0	763	\$50
	JOHN DEANTONIIS	4-1	738	WC
12	BRIAN SANTUCCIO-WEVER	2-3	745	\$135
9	FOSTER CAMPBELL	2-3	680	\$130
6	JIMMIE COINER	2-3	645	\$125
3	BERNIE HIPKINS	0-5	593	\$120

DIVISION E		W-L	TP	
	LOU TAMBURO	3-2	625	\$50
	JOE ELLIOTT	3-2	614	WC
12	MIKE STEINERT JR	3-2	583	\$135
9	GREG PHILLIPS	3-2	555	\$130
6	NICK KASTANARAS	2-3	562	\$125
3	TONY EWING	1-4	549	\$120

BRACKET MATCHES

ROUND 1

8	MARK KLINGELHOFER	152		
9	DAVE RICHARDSON	116	\$180	20
7	MIKE STEINERT SR.	119	\$180	20
10	JOE ELLIOTT	120		

ROUND 2

1	JOEY SEARS	119	\$220	30
8	MARK KLINGELHOFER	160		
4	JOHN HUBER	163		
5	LOU TAMBURO	116	\$220	30
3	JOHN BIEDERMAN	146	\$220	30
6	JOHN DEANTONIIS	157		
2	DON DOVE	142		
10	JOE ELLIOTT	134	\$220	30

SEMI-FINALS

8	MARK KLINGELHOFER	147		
4	JOHN HUBER	145	\$280	40
6	JOHN DEANTONIIS	130	\$280	40
2	DON DOVE	182		

FINALS

8	MARK KLINGELHOFER	134	\$525	50
2	DON DOVE	217	\$1,050	75

SCRATCH ROLL OFF

ALTERNATES

SCR	CHUCK COOK
POA	DANNY CAMPBELL

STRIKE BALL RESULTS

All	GARY MCKINSEY	WIN
Half		
All	CINDY MCMILLEN	NO
Half	JEREMEY RUTHVIN	WIN
All	JOHN HUBER	WIN
Half		
	CARRY OVER	\$ 375

FREE ENTRY WINNERS

JENN STOLLOF
CHARLIE SCHLISER
KARL LEHR
JIMMIE COINER
TAYLOR STOLLOF

200 GAMES

BERNIE HIPKINS	228
DON DOVE	217
CJ TAYLOR	212

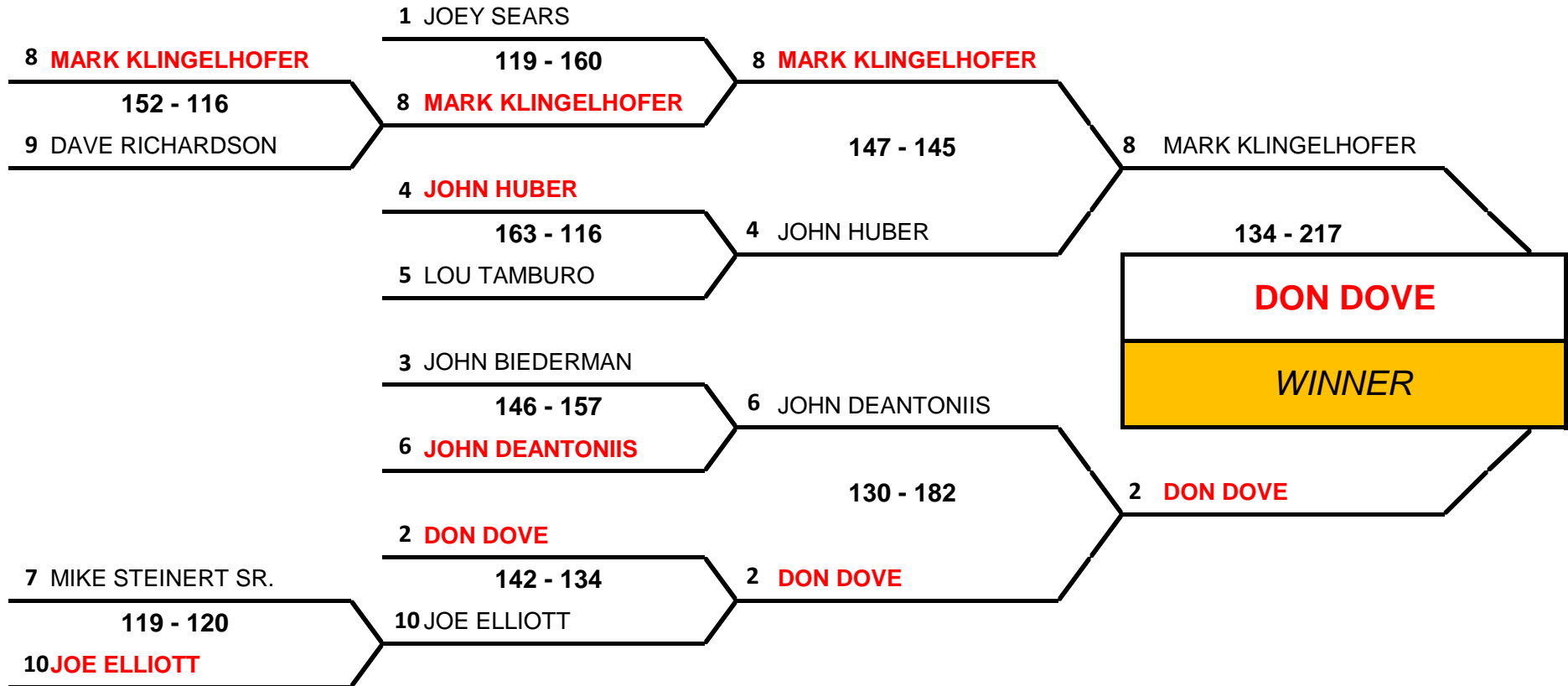
30 QUALIFIERS

TOP 2 from each Division make the Bracket

(5) Division Winners Seeded 1-5, (5) Division 2nd Place Seeded 6-10

	DIVISION WINNER	W-L	TP
DIV A	JOHN HUBER	4-1	769
DIV B	JOHN BIEDERMAN	5-0	744
DIV C	DON DOVE	5-0	755
DIV D	JOEY SEARS	5-0	763
DIV E	LOU TAMBURO	3-2	625

	DIVISION 2ND PLACE	W-L	TP
	MIKE STEINERT SR.	4-1	724
	MARK KLINGELHOFFER	4-1	686
	DAVE RICHARDSON	4-1	663
	JOHN DEANTONIIS	4-1	738
	JOE ELLIOTT	3-2	614



POP WHITTEN PRO TOUR

2017-18 SEASON - STOP #9 @ MT AIRY LANES

Rank	Name	AVG	GM1	GM2	GM3	GM4	GM5	GM6	TOTAL	POA	BOY
1	HIPKINS, BERNIE	141	196	172	145	185	141	95	934	88	125
2	DAVIS, JOHN JR	141	131	153	181	172	156	140	933	87	99
3	LIPKA, WAYNE	141	141	141	174	151	155	154	916	70	98
4	BUCKINGHAM, MATT	142	126	191	128	166	156	148	915	63	96.5
5	KLINGELHOFER, MARK	145	136	171	129	148	170	161	915	45	96.5
6	SANTUCCIO-WEVER, BRIAN	141	172	137	153	144	141	164	911	65	95
7	STEINERT, MIKE SR	144	175	145	142	134	165	148	909	45	94
8	CONNORS, STEVE	143	178	131	143	133	167	152	904	46	92
9	BERENDS, MARK	148	137	130	167	159	146	165	904	16	92
10	ANASTASI, MATT	139	149	143	164	150	136	162	904	70	92
11	HIPKINS, RICHIE	144	168	115	157	170	143	150	903	39	90
12	GERHARD, ANDY	144	156	157	168	145	143	130	899	35	89
13	WAGNER, FRANK	131	149	137	150	163	148	147	894	108	88
14	WEBB, GLENN	132	149	155	150	142	138	157	891	99	87
15	DOVE, DON	148	162	125	145	149	165	135	881	-7	86
16	GUE, COLTON	146	152	147	150	126	121	184	880	4	84.5
17	BLAKE, ISAAC	140	93	159	164	146	142	176	880	40	84.5
18	HARMEL, NICK	133	153	161	166	125	141	133	879	81	83
19	OBBER, DENNIS	131	129	133	189	154	134	139	878	92	82
20	KOWALEWSKI, MIKE	134	151	152	124	113	161	174	875	71	80.5
21	JONES, DAVE	137	110	164	122	163	158	158	875	53	80.5
22	KILLINGSWORTH, JERAMIE	137	167	138	124	152	140	152	873	51	79
23	NIGH, MARK	141	147	145	151	138	126	164	871	25	78
24	RUTHVIN, JOE	143	161	111	133	150	164	151	870	12	76.5
32	ROWLEY, STEVE	130	153	151	134	154	149	129	870	90	76.5
36	ANASTASI, ANTHONY	132	131	144	154	160	142	138	869	77	75
	SAGHY, JASON	141	141	150	118	184	149	125	867	21	74
26	WEAVER, TOMMY	125	143	129	147	170	130	147	866	116	72.5
	SAUTER, JASON	134	148	113	129	159	161	156	866	62	72.5
	MATHESON, WAYNE	145	174	133	141	144	120	150	862	-8	71
	BOSLEY, TIM	149	160	150	131	147	142	130	860	-34	70
	DEANTONIIS, JOHN	143	151	118	136	147	154	152	858	0	69
30	BEUCHERT, JOHN	127	107	132	170	152	158	138	857	95	67.5
	MCCLAY, DANI	135	130	151	139	137	157	143	857	47	67.5
	CASTIGLIONI, CHRIS	133	153	135	143	118	172	134	855	57	66
	DIX, EDDIE	136	150	139	140	132	151	140	852	36	65
	SIMON, JAMES	141	210	139	110	149	138	105	851	5	63
25	DODSON, SHAUN	120	117	169	111	160	163	131	851	131	63
	PARIS, CHUCK	138	130	158	159	128	125	151	851	23	63
	DUNNIGAN, ALEX	137	173	129	148	131	117	145	843	21	61
	ROTH, CHRIS	137	130	148	109	158	146	151	842	20	60
	MCKINSEY, GARY	137	182	128	115	152	118	145	840	18	59
	SMITH, DAN	135	132	137	138	144	131	155	837	27	58
	WILLEY, ANDREW	139	142	137	145	127	162	122	835	1	57
	HOLBROOK, RUBIN	133	150	133	149	129	139	131	831	33	56
	YOWELL, ROB	140	142	135	133	164	139	116	829	-11	54.5
	STYLES, BRIAN	133	136	148	147	143	110	145	829	31	54.5
	GREEN, BRYAN	137	136	115	122	149	142	164	828	6	52.5
	BERTOLDI, MIKE	130	153	142	109	159	141	124	828	48	52.5
	COINER, JIMMIE	141	136	139	132	140	124	155	826	-20	51
	HARTMAN, DEVEN	139	159	136	123	133	142	130	823	-11	50
28	BARRY, ROB	118	129	115	134	133	144	166	821	113	49
	HUFFMAN, ANDY	136	141	135	161	123	144	115	819	3	47
	RICHARDSON, DAVE	137	128	134	151	156	132	118	819	-3	47
	ANDERSON, DALTON	127	139	142	149	135	144	110	819	57	47

POP WHITTEN PRO TOUR

2017-18 SEASON - STOP #9 @ MT AIRY LANES

Rank	Name	AVG	GM1	GM2	GM3	GM4	GM5	GM6	TOTAL	POA	BOY
29	PALMER, BRAD	120	132	132	131	138	165	119	817	97	44.5
	BRAYDEN, ROBERT	126	143	145	116	124	143	146	817	61	44.5
	MARINUCCI, MARIO	138	147	110	117	148	125	169	816	-12	42
	LIPKA, KEITH	136	133	131	133	121	133	165	816	0	42
	COLLISON, BILL	141	146	136	150	119	130	135	816	-30	42
	SNODDERLY, MATT	130	127	136	133	175	128	115	814	34	40
	SEARS, JOEY	143	131	116	116	136	153	160	812	-46	38.5
	BALL, ERIC	136	141	135	151	128	140	117	812	-4	38.5
35	SHATZER, DOUG JR	122	151	144	102	135	131	148	811	79	37
	EYLER, PAUL	129	154	130	122	144	130	130	810	36	36
	SCHWABLINE, MARK	137	148	149	152	129	108	122	808	-14	35
	WOLGAMUTH, SCOTT	142	126	140	123	135	100	182	806	-46	33.5
	MOSSBURG, PETE	129	171	167	119	105	125	119	806	32	33.5
	MORELAND, CLAY	137	135	124	179	130	136	100	804	-18	31.5
	BURDETTE, DANNY	137	170	149	100	123	112	150	804	-18	31.5
	SMITH, JEFF	122	158	127	150	95	142	131	803	71	30
	SCHMIDT, RICHIE	137	167	133	134	106	128	133	801	-21	29
	KEEFER, ROB	135	128	152	114	157	133	116	800	-10	28
	KING, BOB	132	178	116	111	130	137	127	799	7	26.5
31	HALLER, KEITH	118	163	133	122	124	130	127	799	91	26.5
	WRIGHT, JOHN	124	147	132	103	141	148	127	798	54	25
	RUTHVIN, JEREMY	135	125	111	158	129	153	121	797	-13	24
	CALLAHAN, MARK	142	124	128	115	111	199	119	796	-56	22.5
	BUTTON, ERIC	130	114	131	183	137	121	110	796	16	22.5
34	HARTNER, MELISSA	118	84	192	137	109	148	124	794	86	21
	RIPLEY, BILLY JR	131	169	118	130	131	140	101	789	3	19.5
	PHILLIPS, SCOTT	132	125	122	142	132	138	130	789	-3	19.5
	WEAVER, MICHAEL	143	123	119	138	134	125	147	786	-72	18
	STEINERT, MIKE JR	128	143	140	167	107	113	115	785	17	16.5
	WENK, ERICK	135	132	138	114	142	137	122	785	-25	16.5
	LOGUE, JOEL	127	122	125	141	128	166	102	784	22	15
	MCMILLEN, CINDY	129	129	135	162	120	131	106	783	9	14
	FARLOW, RANDY	140	137	145	137	126	141	96	782	-58	13
	BARBER, JOHN	126	134	160	127	117	113	130	781	25	12
	PICKETT, STACEY	122	124	141	137	107	119	152	780	48	11
	EDMONDS, EDDIE	160	147	116	142	115	129	130	779	-181	10
	BROOKS, WALT	145	134	100	126	131	125	161	777	-93	9
27	HALLER, MICHELLE	110	98	163	120	124	144	125	774	114	7
	SNODDERLY, TONY	119	109	121	137	144	130	133	774	60	7
	RINEER, JOE	139	141	116	113	135	127	142	774	-60	7
	PEGRAM, RAPHAEL	130	105	125	130	157	142	114	773	-7	5
	JOHNSON, GREG	122	131	127	105	143	130	136	772	40	5
37	FISHER, BETHANY	116	111	158	120	136	112	133	770	74	5
	SCHISLER, CHARLIE	125	113	142	135	147	116	115	768	18	5
	GIBSON, KEVIN	133	103	137	124	126	137	140	767	-31	5
	HICKS, CHUCK	132	119	101	134	167	128	114	763	-29	5
	COOK, CHUCK	135	129	140	139	112	114	128	762	-48	5
	SUBOCK, BOB	139	104	133	123	123	143	135	761	-73	5
	DIX, PHIL	145	128	131	133	119	119	131	761	-109	5
	SCHREIBMAN, FRANK	121	105	141	152	113	120	129	760	34	5
33	TIPTON, JACK	112	116	139	129	130	120	126	760	88	5
	GRAY, CHASITY	124	118	127	126	136	111	138	756	12	5
	JOHNSON, JARED	117	162	122	117	112	114	127	754	52	5
	TURNER, BUDDY	136	152	111	115	119	138	117	752	-64	5
	DOVE, REBECCA	125	120	138	117	126	109	139	749	-1	5

POP WHITTEN PRO TOUR

2017-18 SEASON - STOP #9 @ MT AIRY LANES

Rank	Name	AVG	GM1	GM2	GM3	GM4	GM5	GM6	TOTAL	POA	BOY
	RINEER, ALYSON	125	148	124	111	103	123	139	748	-2	5
	OURSLE, JAKE	127	114	118	146	96	113	159	746	-16	5
	CASON, JEFF	128	120	116	119	107	155	127	744	-24	5
	MENDENHALL, ART	124	121	104	130	121	136	132	744	0	5
	SNODDERLY, DARRIN	129	125	134	104	126	129	126	744	-30	5
	WAGNER, FRANK JR	115	137	90	119	117	156	124	743	53	5
	LANCASTER, LEAH	132	120	113	137	129	121	122	742	-50	5
37	WILLEY, ASHLEE	110	96	144	124	149	121	100	734	74	5
	KILBY, NICK	120	96	106	106	146	154	123	731	11	5
	NIEDZWICKI, ANDREA	118	126	131	125	111	127	111	731	23	5
	DEFRANCESCO, TONY	128	123	98	118	151	123	114	727	-41	5
	KERR, BRADY	115	138	107	110	150	114	107	726	36	5
	WILLEY, RUSTY	130	131	122	121	116	108	125	723	-57	5
	SMITH, BARRY	116	138	117	110	108	103	145	721	25	5
	FISH, RYAN	117	122	118	134	126	117	101	718	16	5
	QUATTROCCHIE, CHUCK	122	124	129	100	115	145	104	717	-15	5
	SCHAEFFER, MIKE	127	111	135	145	104	121	100	716	-46	5
	ZOMBRO, CHARLIE	126	124	131	101	141	93	121	711	-45	5
	SCHREIBMAN, DUSTIN	120	113	113	137	128	90	129	710	-10	5
	BEDDOW, MICHELLE	119	129	133	109	118	121	94	704	-10	5
	WINKS, BEN	111	105	127	118	126	117	108	701	35	5
	VINSON, SHAWN	111	114	100	112	117	122	129	694	28	5
	GRANGER, HOWARD	121	106	137	90	118	139	103	693	-33	5
	STEINBERG, SAM	113	107	103	116	139	111	105	681	3	5
	TAMBURO, LOU	125	110	116	102	115	95	137	675	-75	5
	MANDLEY, KAREN	118	69	116	144	114	100	125	668	-40	5
	ADAMS, ADRIANNE	120	113	105	117	112	104	110	661	-59	5
	CIEPIELA, JOSH	117	105	126	126	88	110	105	660	-42	5
	CAMPBELL, DANNY	112	85	119	112	86	149	107	658	-14	5
	KERR, CANDY	124	115	108	119	103	108	102	655	-89	5
	QUATTROCCHIE, DANIELLE	112	121	105	106	105	114	100	651	-21	5
	LEHR, KARL	110	109	112	116	109	103	101	650	-10	5
	SHATZER, DOUG SR	118	126	89	102	94	100	119	630	-78	5
	SPIEGEL, MIKE	115	106	113	111	98	110	89	627	-63	5
	LONG, BRANDON	118	89	92	116	95	119	104	615	-93	5
	PHILLIPS, GREG	103	94	118	76	129	89	74	580	-38	5
	KASTANARAS, NICK	113	84	100	122	93	83	93	575	-103	5

PINS OVER AVERAGE:

	POA	TOTAL
25	DODSON, SHAUN	131 851
26	WEAVER, TOMMY	116 866
27	HALLER, MICHELLE	114 774
28	BARRY, ROB	113 821
29	PALMER, BRAD	97 817
30	BEUCHERT, JOHN	95 857
31	HALLER, KEITH	91 799
32	ROWLEY, STEVE	90 870
33	TIPTON, JACK	88 760
34	HARTNER, MELISSA	86 794
35	SHATZER, DOUG JR	79 811
36	ANASTASI, ANTHONY	77 869

PINS OVER ALTERNATE:

	POA	TOTAL
	FISHER, BETHANY	74 770
	WILLEY, ASHLEE	74 734

POP WHITTEN PRO TOUR

2017-18 SEASON - STOP #9 @ MT AIRY LANES

DIVISION A		W-L	TP
	BERNIE HIPKINS	5-0	823 \$60
	COLTON GUE	4-1	776 WC
12	MARK BERENDS	3-2	704 \$150
9	JOE RUTHVIN	1-4	705 \$145
6	ISAAC BLAKE	1-4	676 \$140
3	STEVE CONNERS	1-4	695 \$135

DIVISION B		W-L	TP
	DON DOVE	4-1	755 \$60
	MARK NIGH	3-2	790 WC
12	MATT ANASTASI	3-2	769 \$150
9	MIKE STEINERT SR.	3-2	725 \$145
6	JOHN DAVIS JR.	2-3	740 \$140
3	NICK HARMEL	0-5	604 \$135

DIVISION C		W-L	TP
	RICHIE HIPKINS	4-1	787 \$60
	JERAMIE KILLINGSWORTH	4-1	813 WC
12	BRIAN SANTUCCIO-WEVER	3-2	722 \$150
9	DENNIS OBER	2-3	653 \$145
6	GLENN WEBB	1-4	631 \$140
3	WAYNE LIPKA	1-4	700 \$135

DIVISION D		W-L	TP
	MATT BUCKINGHAM	5-0	703 \$60
	MARK KLINGELHOFFER	4-1	805 WC
12	DAVE JONES	2-3	649 \$150
9	FRANK WAGNER	2-3	694 \$145
6	MIKE KOWALEWSKI	1-4	635 \$140
3	ANDY GERHARD	1-4	655 \$135

DIVISION E		W-L	TP
	BRAD PALMER	4-1	629 \$60
	ANTHONY ANASTASI	4-1	757 WC
12	ROB BARRY	2-3	656 \$150
9	STEVE ROWLEY	2-3	649 \$145
6	BETHANY FISHER	2-3	591 \$140
3	JACK TIPTON	1-4	558 \$135

DIVISION F		W-L	TP
	JOHN BEUCHERT	4-1	682 \$60
	DOUG SHATZER JR.	3-2	581 WC
12	TOMMY WEAVER	3-2	649 \$150
9	KEITH HALLER	2-3	610 \$145
6	MICHELLE HALLER	2-3	566 \$140
3	MELISSA HARTNER	1-4	609 \$135

BRACKET MATCHES			
ROUND 1			
8	MARK KLINGELHOFFER	123	\$225
9	COLTON GUE	146	

5	JOHN BEUCHERT	128	
12	DOUG SHATZER JR	119	\$225
6	BRAD PALMER	143	\$225
11	MARK NIGH	155	
7	JERAMIE KILLINGSWORTH	167	
10	ANTHONY ANASTASI	133	\$225

ROUND 2			
1	BERNIE HIPKINS	155	
9	COLTON GUE	135	\$325
4	DON DOVE	165	
5	JOHN BEUCHERT	155	\$325
3	RICHIE HIPKINS	138	\$325
11	MARK NIGH	176	

2	MATT BUCKINGHAM	122	\$325
7	JERAMIE KILLINGSWORTH	161	

SEMI-FINALS			
1	BERNIE HIPKINS	220	
4	DON DOVE	136	\$460
11	MARK NIGH	148	
7	JERAMIE KILLINGSWORTH	131	\$460

FINALS			
1	BERNIE HIPKINS	157	\$1,500
11	MARK NIGH	128	\$800

SCRATCH ALTERNATE ROLL-OFF	

ALTERNATES	
SCR	DANI MCCLAY
POA	SHAUN DODSON

STRIKE BALL RESULTS		
All	CINDY MCMILLION	NO
Half	ANDREW WILLEY	NO
All	PAUL EYLER	NO
Half	STEVE CONNERS	NO
All	KEITH LIPKA	NO
Half	GREG JOHNSON	NO
All	JEFF CASON	NO
Half	WALT BROOKS	NO
All	RYAN FISH	NO
Half	RAPHAEL PEGRAM	NO

POA ALTERNATE ROLL-OFF		
BETHANY FISHER	140 +24	
ASHLEE WILLEY	110 +0	\$50

FREE ENTRY WINNERS	
RYAN FISH/STEVE CONNERS	
GARY MCKINSEY/ JULIE HIPKINS	
ERIC BALL	
MARC ANASTASI	
JAMES SIMON	
EDDIE DIX	
200 GAMES	
BERNIE HIPKINS	220
JAMES SIMON	210

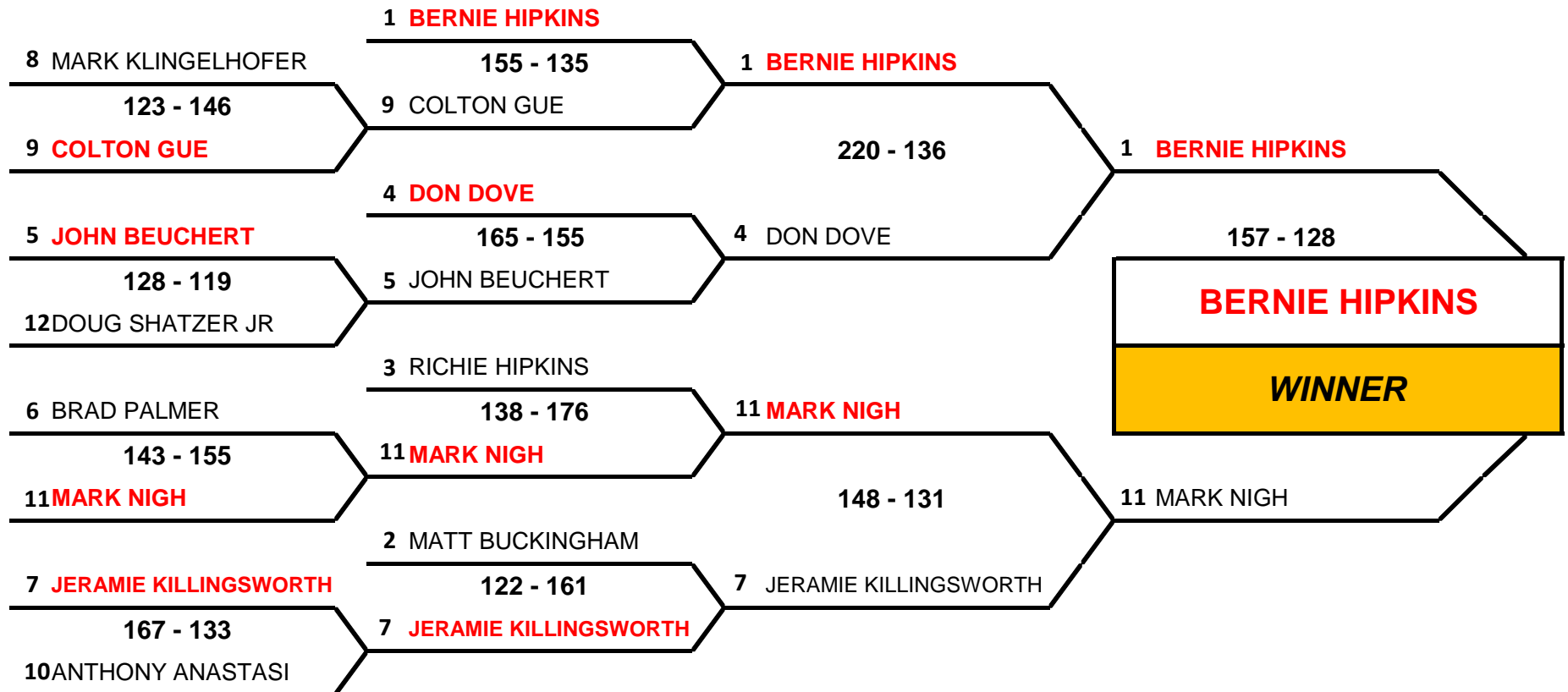
36 QUALIFIERS

TOP 2 from each Division make the Bracket

(6) Division Winners Seeded 1-6, (6) Division 2nd Place Seeded 7-12

	DIVISION WINNER	W-L	TP
DIV A	BERNIE HIPKINS	5-0	823
DIV B	DON DOVE	4-1	755
DIV C	RICHIE HIPKINS	4-1	787
DIV D	MATT BUCKINGHAM	5-0	703
DIV E	BRAD PALMER	4-1	629
DIV F	JOHN BEUCHERT	4-1	682

	DIVISION 2ND PLACE	W-L	TP
	COLTON GUE	4-1	776
	MARK NIGH	3-2	790
	JERAMIE KILLINGSWORTH	4-1	813
	MARK KLINGELHOFER	4-1	805
	ANTHONY ANASTASI	4-1	757
	DOUG SHATZER JR.	3-2	581



POP WHITTEN PRO TOUR

2017-18 SEASON - STOP #10 @ DUAL LANES

Rank	Name	AVG	GM1	GM2	GM3	GM4	GM5	GM6	TOTAL	POA	BOY
1	BERENDS, MARK	148	171	151	170	167	181	135	975	87	125
2	DEANTONIIS, JOHN	143	143	200	122	196	140	161	962	104	99
3	MCCLAY, DANI	136	135	174	164	149	161	167	950	134	98
4	LIPKA, WAYNE	143	168	123	151	145	186	175	948	90	97
5	SANTUCCIO-WEVER, BRIAN	142	135	155	178	176	153	149	946	94	96
6	GUE, COLTON	144	182	141	136	189	152	143	943	79	95
7	COOK, CHUCK	134	175	142	125	155	149	194	940	136	94
8	WEAVER, MICHAEL	142	171	156	164	153	140	154	938	86	93
9	ANASTASI, MATT	141	128	195	180	124	171	136	934	88	92
10	RUTHVIN, JOE	143	129	206	139	172	115	152	913	55	91
11	BEUCHERT, JOHN	129	157	163	168	143	143	130	904	130	90
12	WILLEY, ANDREW	139	151	172	126	148	142	161	900	66	89
13	SOUKUP, BILL	140	135	144	156	130	144	183	892	52	88
14	SMITH, DAN	135	140	151	141	135	148	174	889	79	87
15	STEINERT, MIKE SR	144	128	147	121	171	161	159	887	23	86
16	BURDETTE, DANNY	137	115	157	138	173	148	150	881	59	85
17	HARTNER, CHRIS	135	137	130	126	154	144	184	875	65	83
18	WOLGAMUTH, SCOTT	141	127	136	118	169	176	149	875	29	83
19	DAVIS, JOHN JR	148	163	127	125	171	143	146	875	-13	83
20	DIX, PHIL	144	154	183	143	153	122	119	874	10	81
21	SMITH, BRUCE	147	152	136	143	150	144	148	873	-9	80
22	BARNES, ALEX	133	162	166	135	133	124	151	871	73	79
23	HARMEL, NICK	133	173	133	115	137	166	146	870	72	78
24	GREEN, BRYAN	137	141	162	151	128	144	142	868	46	77
	BUCKINGHAM, MATT	142	119	171	135	120	155	166	866	14	75.5
34	PISTORIO, ERIK	138	147	167	149	145	132	126	866	38	75.5
28	KEEFER, ROB	135	153	144	144	154	134	135	864	54	74
	SIMON, JAMES	141	106	143	144	142	191	137	863	17	73
25	CULPEPPER, JASON	130	148	170	128	108	132	175	861	81	72
	BIEDERMAN, JOHN	143	165	150	133	109	136	160	853	-5	70.5
	DOVE, DON	148	125	145	135	122	165	161	853	-35	70.5
	BROOKS, WALT	143	184	156	122	130	135	123	850	-8	69
	COINER, JIMMIE	140	130	153	139	140	128	154	844	4	68
34	ANASTASI, ANTHONY	134	124	141	118	148	131	180	842	38	67
	HUBER, JOHN	144	111	139	147	145	142	156	840	-24	66
	KOWALEWSKI, MIKE	135	177	135	130	149	113	135	839	29	64.5
	HIPKINS, RICHIE	144	130	143	167	162	116	121	839	-25	64.5
	ROTH, CHRIS	137	167	158	136	126	112	138	837	15	63
	FRANCIS, MIKE	137	144	118	155	116	110	192	835	13	62
	SAGHY, JASON	141	111	164	112	158	121	159	825	-21	61
	DUNNIGAN, ALEX	137	144	153	129	128	139	130	823	1	59.5
	PHILLIPS, SCOTT	132	153	126	141	135	141	127	823	31	59.5
	JONES, DAVE	137	145	132	141	118	129	156	821	-1	58
	MCKINSEY, GARY	137	142	138	119	129	154	138	820	-2	57
34	BARNES, MIKE	130	140	124	127	150	147	130	818	38	56
	MORELAND, CLAY	133	139	132	134	182	129	101	817	19	55
	SUBOCK, BOB	139	130	103	139	132	153	159	816	-18	54
	LIPKA, KEITH	138	122	111	140	138	169	134	814	-14	53
37	ROWLEY, STEVE	130	123	179	134	133	120	124	813	33	52
	HUFFMAN, ANDY	136	143	131	116	124	144	154	812	-4	51
	KING, BOB	133	143	138	142	116	128	142	809	11	50
31	BRAYDEN, ROBERT	126	141	122	139	136	134	135	807	51	49
	RINEER, JOE	138	159	110	155	126	146	109	805	-23	47.5
	BERTOLDI, MIKE	131	122	131	142	147	115	148	805	19	47.5
	HUBER, LISA	142	122	135	168	148	125	105	803	-49	46

POP WHITTEN PRO TOUR

2017-18 SEASON - STOP #10 @ DUAL LANES

Rank	Name	AVG	GM1	GM2	GM3	GM4	GM5	GM6	TOTAL	POA	BOY
	OBER, DENNIS	134	147	146	123	110	140	135	801	-3	45
	PIVEC, KEN	132	105	152	125	144	167	107	800	8	44
	LOCHSTAMPHOR, DONALD	134	170	126	114	121	159	106	796	-8	42.5
	NIGH, MARK	146	131	133	122	136	143	131	796	-80	42.5
	CALLAHAN, MARK	141	152	125	127	127	139	124	794	-52	41
32	MENDENHALL, ART	124	119	123	158	131	144	117	792	48	40
	KLINGELHOFER, MARK	146	150	149	115	150	101	123	788	-88	39
	CONNERS, STEVE	143	148	132	125	108	155	118	786	-72	38
	KOONTZ, BILLY	144	120	147	148	134	131	105	785	-79	37
	HICKS, CHUCK	132	104	154	131	122	138	128	777	-15	35.5
	STEINERT, MIKE JR	128	121	134	127	141	148	106	777	9	35.5
	CAMPBELL, FOSTER	130	138	121	100	127	161	127	774	-6	32.5
	WEBB, GLENN	135	110	138	134	159	112	121	774	-36	32.5
	ZOMBRO, CHARLIE	125	135	156	114	105	110	154	774	24	32.5
	DIX, EDDIE	137	152	128	134	122	116	122	774	-48	32.5
	BARRY, ROB	123	101	123	115	143	167	120	769	31	30
	EDMONDS, EDDIE	160	134	125	106	122	121	159	767	-193	29
	SHATZER, DOUG	122	115	131	140	126	134	118	764	32	28
	GIBSON, KEVIN	132	118	127	117	143	110	148	763	-29	26.5
	SCHREIBMAN, FRANK	126	136	108	112	142	134	131	763	7	26.5
	SCHAEFFER, MIKE	126	118	95	124	122	182	119	760	4	24.5
33	BEDDOW, MICHELLE	119	146	120	147	124	96	127	760	46	24.5
	RICHARDSON, DAVE	137	106	153	129	121	117	130	756	-66	23
	COVELL, JEFF	121	111	102	150	147	146	99	755	29	22
	MCMILLEN, CINDY	129	139	102	116	124	124	144	749	-25	20.5
	SNODDERLY, DARRIN	130	127	137	115	121	121	128	749	-31	20.5
	HIPKINS, BERNIE	144	151	112	133	138	101	112	747	-117	19
	MOORE, JASON	127	128	153	94	126	127	118	746	-16	17
	DODSON, SHAUN	124	128	110	125	115	120	148	746	2	17
	WAGNER, FRANK	133	105	143	125	144	112	117	746	-52	17
27	TIPTON, JACK	112	120	107	120	153	100	143	743	71	15
37	SHATZER, DOUG SR	118	124	135	124	101	133	124	741	33	14
	HALLER, KEITH	118	140	107	121	125	136	111	740	32	13
	JOHNSON, GREG	123	154	127	115	111	93	139	739	1	12
	ANDERSON, DALTON	128	152	132	107	117	94	129	731	-37	10.5
	BULL, STEVE	136	138	133	111	111	132	106	731	-85	10.5
	RYKOWSKI, TIM	125	130	128	120	115	90	147	730	-20	9
	FISH, RYAN	117	105	121	129	140	127	106	728	26	8
	DARLING, JIMMY	125	115	117	124	118	104	146	724	-26	7
	WOLFE, PAUL	126	137	87	135	110	126	123	718	-38	6
	OURSLE, JAKE	127	119	125	158	104	94	117	717	-45	5
	HALLER, DEREK	124	131	131	94	115	94	152	717	-27	5
	CIEPIELA, JOSH	117	125	99	108	150	123	109	714	12	5
	MOSSBURG, PETE	129	122	90	108	126	130	138	714	-60	5
	CASON, JEFF	128	122	118	123	116	113	122	714	-54	5
	KERR, BRADY	115	127	129	119	111	136	91	713	23	5
30	HALLER, MICHELLE	110	131	96	111	124	142	108	712	52	5
37	SPIEGEL, MIKE	113	125	115	102	125	120	124	711	33	5
26	CHAPMAN, DANIELLE	105	101	152	120	102	96	137	708	78	5
	JOHNSON, JARED	117	113	111	112	98	153	116	703	1	5
	TRIPLETT, ROB	139	113	104	113	128	128	117	703	-131	5
	HARTNER, MELISSA	119	128	109	129	138	97	92	693	-21	5
	MAURER, STEVEN	115	96	136	114	96	123	127	692	2	5
	MANDLEY, KAREN	123	131	104	113	106	130	107	691	-47	5
	MCALLISTER, MIKE	123	133	117	120	115	107	97	689	-49	5

POP WHITTEN PRO TOUR

2017-18 SEASON - STOP #10 @ DUAL LANES

Rank	Name	AVG	GM1	GM2	GM3	GM4	GM5	GM6	TOTAL	POA	BOY
	RINEER, ALYSON	125	123	115	151	103	89	99	680	-70	5
	CAMPBELL, DANNY	112	110	134	89	122	101	123	679	7	5
	GRANGER, HOWARD	120	127	121	107	97	122	104	678	-42	5
	SNODDERLY, MATT	130	111	114	105	100	110	137	677	-103	5
	VINSON, SHAWN	111	111	99	108	123	99	136	676	10	5
29	STOLLOF, JENN	103	121	71	115	137	118	109	671	53	5
	TRIPLETT, ROB SR	113	108	124	98	121	109	111	671	-7	5
	GREGORY, MARCIE	129	98	127	130	99	107	102	663	-111	5
	STOLLOF, TAYLOR	117	98	117	107	112	104	111	649	-53	5
	EWING, TONY	112	112	103	94	97	136	101	643	-29	5
	LEHR, KARL	110	104	108	107	131	97	95	642	-18	5
	SMITH, BARRY	117	102	110	113	126	92	94	637	-65	5
	PALMER, BRAD	121	115	104	82	138	103	82	624	-102	5
	FRANCIS, KATHY	116	127	85	90	109	130	82	623	-73	5
	SNODDERLY, TONY	119	90	97	86	95	142	104	614	-100	5
	PHILLIPS, GREG	103	78	89	123	104	94	90	578	-40	5
	FRANCIS, JEFF	135	116	115	131				362	-448	5
									0	0	
									0	0	
									0	0	

PINS OVER AVERAGE:

	POA	TOTAL
25 CULPEPPER, JASON	81	861
26 CHAPMAN, DANIELLE	78	708
27 TIPTON, JACK	71	743
28 KEEFER, ROB	54	864
29 STOLLOF, JENN	53	671
30 HALLER, MICHELLE	52	712
31 BRAYDEN, ROBERT	51	807
32 MENDENHALL, ART	48	792
33 BEDDOW, MICHELLE	46	760
34 ANASTASI, ANTHONY	38	842
35 PISTORIO, ERIK	38	866
36 BARNES, MIKE	38	818

PINS OVER ALTERNATE:

	POA	TOTAL
ROWLEY, STEVE	33	813
SHATZER, DOUG SR		
SPIEGEL, MIKE		

POP WHITTEN PRO TOUR

2017-18 SEASON - STOP #10 @ DUAL LANES

DIVISION A		W-L	TP	
	CHRIS HARTNER	4-1	728	\$50
	MATT ANASTASI	3-2	745	WC
12	BRYAN GREEN	3-2	725	\$140
9	DANNY BURDETTE	3-2	711	\$135
6	MICHAEL WEAVER	2-3	667	\$130
3	MARK BERENDS	0-5	683	\$125

DIVISION B		W-L	TP	
	MIKE STEINERT	4-1	736	\$50
	CHUCK COOK	3-2	737	WC
12	JOHN DEANTONIIS	3-2	749	\$140
9	JOE RUTHVIN	2-3	689	\$135
6	SCOTT WOLGAMUTH	2-3	729	\$130
3	NICK HARMEL	1-4	707	\$125

DIVISION C		W-L	TP	
	ALEX BARNES	4-1	749	\$50
	JOHN BEUCHERT	3-2	695	WC
12	COLTON GUE	3-2	773	\$140
9	JOHN DAVIS JR	2-3	718	\$135
6	DANI MCCLAY	2-3	665	\$130
3	DAN SMITH	1-4	685	\$125

DIVISION D		W-L	TP	
	BRUCE SMITH	4-1	741	\$50
	BRIAN SANTUCCIO-WEVER	4-1	806	WC
12	ANDREW WILLEY	2-3	723	\$140
9	BILL SOUKUP	2-3	703	\$135
6	PHIL DIX	2-3	631	\$130
3	WAYNE LIPKA	1-4	700	\$125

DIVISION E		W-L	TP	
	ART MENDENHALL	5-0	691	\$50
	ROB KEEFER	4-1	766	WC
12	JASON CULPEPPER	3-2	653	\$140
9	MIKE BARNES	1-4	594	\$135
6	MICHELLE BEDDOW	1-4	566	\$130
3	JENN STOLLOF	1-4	510	\$125

DIVISION F		W-L	TP	
	ERIK PISTORIO	4-1	678	\$50
	JACK TIPTON	3-2	601	WC
12	DANIELLE CHAPMAN	3-2	633	\$140
9	ANTHONY ANASTASI	2-3	625	\$135
6	ROB BRAYDEN	2-3	628	\$130
3	MICHELLE HALLER	1-4	495	\$125

SCRATCH ALTERNATE ROLL-OFF	

ALTERNATES	
SCR	MATT BUCKINGHAM
POA	STEVE ROWLEY

STRIKE BALL RESULTS		
All	JAKE OURSLER	NO
Half	CHRIS ROTH	YES
All	GARY MCKINSEY	NO
Half	DALTON ANDERSON	NO
All	FRANK SCHRIEBMAN	NO
Half	MATT SNODDERLY	NO
All	MARK KLINGELHOFFER	NO
Half	DANNY CAMPBELL	YES
All	RYAN FISH	NO
Half	JEFF FRANCIS	NO

BRACKET MATCHES			
ROUND 1			
8	ROB KEEFER	159	\$200
9	MATT ANASTASI	171	

5	CHRIS HARTNER	111	
12	JACK TIPTON	102	\$200
6	ERIK PISTORIO	124	\$200
11	JOHN BEUCHERT	133	
7	BRIAN SANTUCCIO-WEVER	117	\$200
10	CHUCK COOK	139	

ROUND 2			
1	ART MENDENHALL	140	\$270
9	MATT ANASTASI	154	
4	MIKE STEINERT	146	
5	CHRIS HARTNER	110	\$270
3	BRUCE SMITH	135	
11	JOHN BEUCHERT	103	\$270

2	ALEX BARNES	128	
10	CHUCK COOK	124	\$270

SEMI-FINALS			
9	MATT ANASTASI	146	
4	MIKE STEINERT	130	\$400
3	BRUCE SMITH	149	\$400
2	ALEX BARNES	158	

FINALS			
9	MATT ANASTASI	159	\$725
2	ALEX BARNES	166	\$1,450

POA ALTERNATE ROLL-OFF		
STEVE ROWLEY	151+21	\$100
MIKE SPIEGEL	111 -2	\$50
DOUG SHATZER SR	118 +0	\$50

FREE ENTRY WINNERS	
MARK BERENDS	
MARK KLINGELHOFFER	
COLTON GUE	
GREG PHILLIPS	
MIKE BERTOLDI	
MATT BUCKINGHAM	
200 GAMES	
JOE RUTHVIN	206
JOHN DEANTONIIS	200

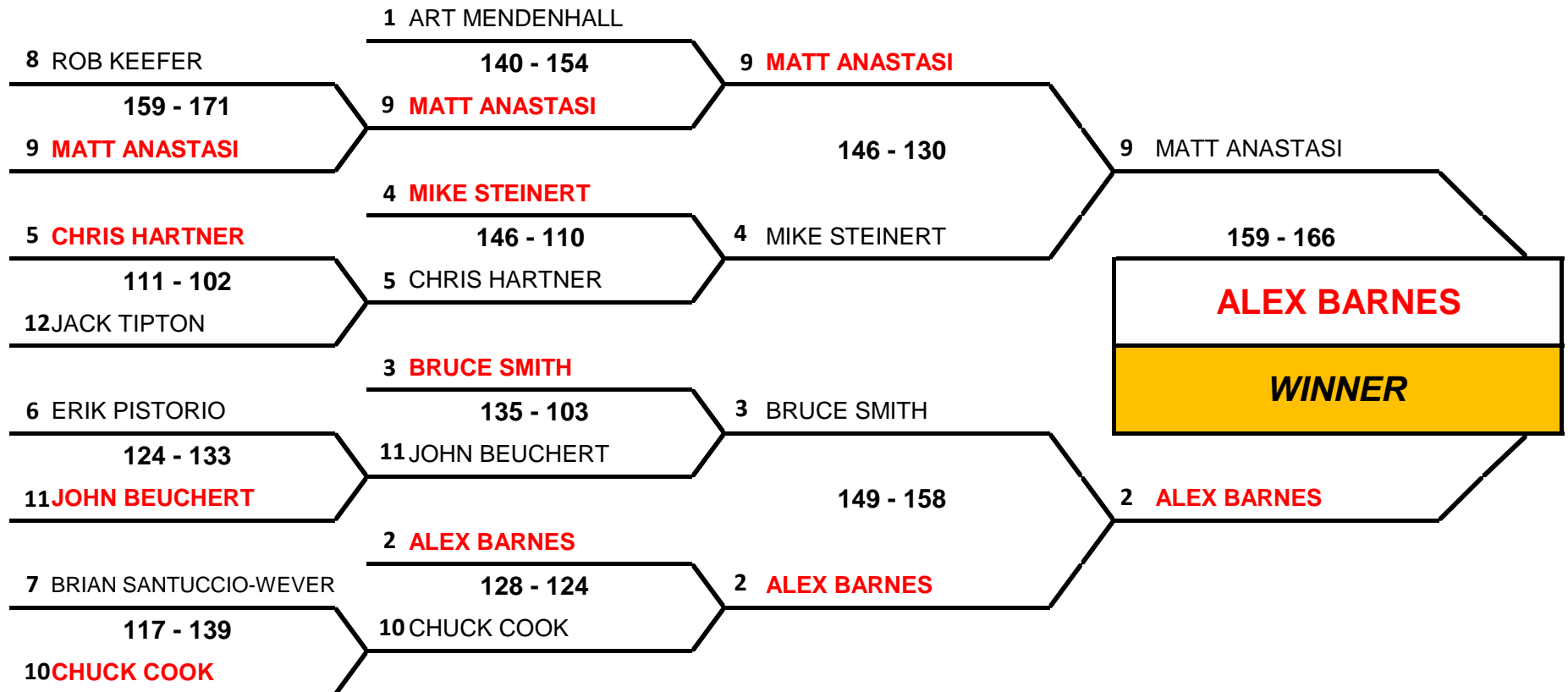
36 QUALIFIERS

TOP 2 from each Division make the Bracket

(6) Division Winners Seeded 1-6, (6) Division 2nd Place Seeded 7-12

	DIVISION WINNER	W-L	TP
DIV A	CHRIS HARTNER	4-1	728
DIV B	MIKE STEINERT	4-1	736
DIV C	ALEX BARNES	4-1	749
DIV D	BRUCE SMITH	4-1	741
DIV E	ART MENDENHALL	5-0	691
DIV F	ERIK PISTORIO	4-1	678

	DIVISION 2ND PLACE	W-L	TP
	MATT ANASTASI	3-2	745
	CHUCK COOK	3-2	737
	JOHN BEUCHERT	3-2	695
	BRIAN SANTUCCIO-WEVER	4-1	806
	ROB KEEFER	4-1	766
	JACK TIPTON	3-2	601



POP WHITTEN PRO TOUR

2017-18 SEASON - STOP #11 @ WHITE OAK

Rank	Name	AVG	GM1	GM2	GM3	GM4	GM5	GM6	TOTAL	POA	BOY
1	BEUCHERT, JOHN	131	126	201	158	145	190	151	971	185	125
2	KLINGELHOFFER, MARK	145	182	155	150	152	190	141	970	100	99
3	DOVE, DON	148	174	167	128	183	149	143	944	56	98
4	HANLEY, ROB	139	129	178	161	133	115	223	939	105	97
5	BROOKS, WALT	143	164	158	129	165	153	154	923	65	96
6	SCHMIDT, RICHIE	137	156	145	153	178	180	108	920	98	95
7	HARMEI, NICK	135	156	153	163	136	139	168	915	105	94
8	SAGHY, JASON	141	137	143	129	161	182	162	914	68	93
9	RUTHVIN, JOE	143	176	158	149	154	156	115	908	50	91.5
10	ANASTASI, MATT	144	133	148	147	161	161	158	908	44	91.5
11	GUE, COLTON	147	124	152	166	157	127	181	907	25	90
12	DIETSCH, JESSE	147	176	133	168	137	170	118	902	20	89
13	HIPKINS, BERNIE	142	190	150	131	153	154	122	900	48	88
14	RUTHVIN, JEREMY	135	179	139	157	156	118	150	899	89	86.5
15	BARNES, ALEX	137	161	160	143	132	140	163	899	77	86.5
16	KING, BOB	133	136	150	159	162	158	132	897	99	85
17	HICKS, CHUCK	131	126	186	152	154	148	128	894	108	84
18	BUCKINGHAM, MATT	142	146	151	145	127	173	151	893	41	82.5
19	MANNIS, JILL	138	138	171	150	135	152	147	893	65	82.5
20	LIPKA, WAYNE	145	170	128	204	147	106	137	892	22	80.5
21	GREEN, BRYAN	138	143	152	149	174	135	139	892	64	80.5
22	PHILLIPS, SCOTT	132	126	115	140	191	164	155	891	99	79
23	ANASTASI, ANTHONY	134	187	159	147	116	145	135	889	85	78
24	BERENDS, MARK	148	158	152	162	130	139	147	888	0	77
25	DIX, PHIL	143	134	166	136	136	174	141	887	29	76
26	SEARS, JOEY	142	127	172	146	163	155	123	886	34	75
27	BURDETTE, DANNY	137	156	148	128	142	149	162	885	63	74
28	SANTOS, DYLAN	136	168	156	162	133	128	137	884	68	73
29	FARLOW, RANDY	140	129	138	180	132	155	148	882	42	72
30	SMITH, BRUCE	145	131	149	146	171	138	144	879	9	71
39	ROWLEY, STEVE	132	152	178	125	164	130	123	872	80	69.5
	BIEDERMAN, JOHN	143	137	144	155	160	137	139	872	14	69.5
	SANTUCCIO-WEVER, BRIAN	144	161	142	136	134	137	161	871	7	68
	DEANTONIIS, JOHN	145	168	118	147	146	142	143	864	-6	66.5
	GERHARD, ANDY	143	120	141	143	159	142	159	864	6	66.5
	DIX, EDDIE	136	132	141	204	115	122	149	863	47	64.5
34	STADLER, TIM	127	139	165	151	136	150	122	863	101	64.5
	STEINERT, MIKE	144	121	144	136	148	173	140	862	-2	63
	SIMON, JAMES	141	157	137	138	114	153	162	861	15	62
	CASTIGLIONI, CHRIS	133	147	130	149	143	135	156	860	62	61
	CALLAHAN, MARK	141	161	119	153	154	116	156	859	13	60
	VESCHUSIO, CHRIS	143	140	137	128	151	148	153	857	-1	59
	NIGH, MARK	144	147	141	153	153	138	124	856	-8	58
	SUBOCK, BOB	134	121	148	122	120	203	140	854	50	56.5
	MATHESON, WAYNE	145	117	121	140	174	150	152	854	-16	56.5
	BULL, STEVE	135	126	110	143	142	177	154	852	42	55
	MCKINSEY, GARY	137	134	144	120	179	110	162	849	27	54
	WOLGAMUTH, SCOTT	142	150	166	138	126	144	124	848	-4	53
38	ANDERSON, DALTON	127	165	184	129	121	122	126	847	85	51
	THOMAS, BILLY	140	152	147	138	144	131	135	847	7	51
	GIBSON, KEVIN	131	135	138	145	148	139	142	847	61	51
	SAUTER, JASON	135	124	141	144	146	113	178	846	36	48.5

POP WHITTEN PRO TOUR

2017-18 SEASON - STOP #11 @ WHITE OAK

Rank	Name	AVG	GM1	GM2	GM3	GM4	GM5	GM6	TOTAL	POA	BOY
32	BARRY, ROB	123	136	152	122	135	157	144	846	108	48.5
	PISTORIO, ERIK	138	167	158	111	155	118	134	843	15	46.5
42	HARWOOD, CHRIS	129	104	149	131	163	147	149	843	69	46.5
	COINER, JIMMIE	140	148	117	149	144	156	123	837	-3	45
	MANNS, MIKE	143	154	127	170	111	152	121	835	-23	44
	TAYLOR, CJ	135	166	142	125	123	93	185	834	24	43
	OBBER, DENNIS	134	110	171	132	132	149	137	831	27	41.5
	HUBER, JOHN	143	133	132	139	142	139	146	831	-27	41.5
	LIPKA, KEITH	136	117	141	152	158	113	149	830	14	39.5
41	DEFRANCESCO, TONY	126	117	144	146	144	144	135	830	74	39.5
	WANDER, DAVE	130	117	128	126	151	124	181	827	47	38
	KEEFER, ROB	139	136	173	108	138	109	161	825	-9	36.5
31	JEDNORSKI, BRIAN	118	114	148	164	154	142	103	825	117	36.5
	YOWELL, ROB	140	148	123	121	181	112	138	823	-17	35
	MOSSBURG, PETE	129	152	125	147	110	121	165	820	46	34
	PIVEC, KEN	132	119	127	135	152	161	125	819	27	33
	TURNER, BUDDY	135	92	120	127	174	152	151	816	6	32
43	OSWALD, KYLE	125	158	124	116	178	130	109	815	65	30.5
	WEAVER, TOMMY	130	142	135	131	146	132	129	815	35	30.5
	SOUKUP, BILL	140	105	142	138	150	111	166	812	-28	28.5
	BUTTON, ERIC	131	118	128	159	131	138	138	812	26	28.5
	WEBB, GLENN	134	171	139	128	112	128	133	811	7	27
	SCHAEFFER, MIKE	126	163	153	109	122	139	121	807	51	25.5
	RINALDI, PAT	130	149	144	115	133	143	123	807	27	25.5
	RYKOWSKI, TIM	124	136	124	153	116	139	137	805	61	24
36	HARTNER, MELISSA	119	131	145	127	151	117	131	802	88	23
	RINEER, JOE	137	148	131	135	159	126	101	800	-22	20.5
	ROTH, CHRIS	137	130	131	102	150	139	148	800	-22	20.5
	WAGNER, FRANK	133	136	135	131	125	125	148	800	2	20.5
35	ADAMS, ADRIANNE	118	120	142	121	133	144	140	800	92	20.5
	DODSON, SHAUN	124	142	121	113	129	146	146	797	53	18
	COOK, CHUCK	137	149	132	115	109	142	146	793	-29	17
	SAROOPCHAND, CECIL	141	114	147	132	155	137	105	790	-56	16
	SNODDERLY, DARRIN	129	155	117	182	112	129	92	787	13	15
	DAVIS, JOHN JR	145	129	152	107	109	148	139	784	-86	14
	BARNES, MARTY	133	126	120	135	134	133	132	780	-18	13
	SCHREIBMAN, FRANK	126	101	127	104	154	138	151	775	19	11.5
	GRANGER, HOWARD	119	124	116	131	149	134	121	775	61	11.5
	HICKS, RANDY	125	102	162	108	110	150	142	774	24	9.5
	JOHNSON, GREG	123	111	131	149	122	109	152	774	36	9.5
	HUFFMAN, ANDY	136	138	114	134	132	140	115	773	-43	8
	RICHBURG, MEL	129	136	149	124	118	105	135	767	-7	7
	JONES, DAVE	137	119	145	107	113	169	112	765	-57	5.5
40	SNODDERLY, TONY	115	113	110	139	150	120	133	765	75	5.5
	MCCLAY, DANI	139	151	140	90	118	110	153	762	-72	5
	WILLEY, ANDREW	139	113	164	142	104	126	111	760	-74	5
	WEAVER, MICHAEL	142	125	121	117	127	143	126	759	-93	5
33	NEBINGER, MICHELLE	109	100	161	108	129	128	130	756	102	5
	STEINERT, MIKE JR	128	105	111	132	116	93	192	749	-19	5
37	WILLEY, ASHLEE	110	137	143	120	106	115	126	747	87	5
	MORALES, NICK	119	115	140	110	154	128	99	746	32	5
	MCMILLEN, CINDY	129	115	108	131	114	146	131	745	-29	5

POP WHITTEN PRO TOUR

2017-18 SEASON - STOP #11 @ WHITE OAK

Rank	Name	AVG	GM1	GM2	GM3	GM4	GM5	GM6	TOTAL	POA	BOY
	BERTOLDI, MIKE	131	141	122	121	116	98	145	743	-43	5
	RINEER, ALYSON	123	143	111	130	115	122	122	743	5	5
	BULL, KRISTIN	132	129	120	119	125	136	114	743	-49	5
	SNODDERLY, MATT	130	116	131	110	124	111	150	742	-38	5
	MCALLISTER, MIKE	121	117	114	142	110	125	132	740	14	5
	DAVIES, ROGER	123	120	128	144	101	115	130	738	0	5
	CULPEPPER, JASON	132	96	106	134	146	131	122	735	-57	5
	DUNNIGAN, ALEX	137	117	127	102	143	115	131	735	-87	5
	KERR, CANDY	124	110	141	114	114	121	135	735	-9	5
	MAUK, SCOTT	134	142	119	98	132	119	123	733	-71	5
	CASON, JEFF	127	122	123	133	99	118	138	733	-29	5
	NIEDSWICKI, ANDREA	118	116	147	112	119	129	108	731	23	5
	PARKER, KATIE	121	127	104	132	98	131	134	726	0	5
	LANCASTER, LEAH	131	139	123	108	123	107	124	724	-62	5
	TAMBURO, LOU	125	136	123	125	119	97	123	723	-27	5
	QUATTROCCHIE, CHUCK	121	128	134	127	115	115	101	720	-6	5
	HARTNER, CHRIS	136	117	98	115	111	108	167	716	-100	5
	MAURER, STEPHEN	115	119	148	109	86	127	121	710	20	5
	WRIGHT, JOHN	125	103	123	118	105	154	104	707	-43	5
	STOLLOF, TAYLOR	117	96	112	135	132	119	113	707	5	5
	QUATTROCCHIE, DANIELLE	111	122	127	86	116	121	134	706	40	5
	DAVIS, HEATHER	116	125	123	94	107	122	133	704	8	5
	ZOMBRO, CHARLIE	125	118	90	124	108	138	125	703	-47	5
	TIPTON, JACK	117	96	108	132	125	120	122	703	1	5
	KASTANARAS, NICK	113	108	117	97	159	102	119	702	24	5
	STEINBERG, SAM	113	105	88	123	124	127	135	702	24	5
	SPENCER, ROBERT	115	119	128	125	100	117	111	700	10	5
	BRAYDEN, ROBERT	129	117	90	126	130	114	113	690	-84	5
	SCHISLER, CHARLIE	125	121	99	102	105	120	138	685	-65	5
	LONG, BRANDON	115	131	93	104	97	114	144	683	-7	5
	MANDLEY, KAREN	122	102	121	97	134	104	121	679	-53	5
	SMITH, BARRY	116	110	149	116	90	120	92	677	-19	5
	LEHR, KARL	109	140	98	99	97	124	117	675	21	5
	CAMPBELL, DANNY	112	121	88	118	126	109	109	671	-1	5
	SPIEGEL, MIKE	114	110	97	130	107	119	100	663	-21	5
	CIEPIELA, JOSH	112	131	105	103	109	103	104	655	-17	5
	KERR, BRADY	116	111	98	105	126	107	104	651	-45	5
	FISH, RYAN	117	117	92	113	95	84	107	608	-94	5
	STOLLOF, JENN	108	95	87	95	103	83	121	584	-64	5
	PHILLIPS, GREG	103	83	101	86	97	108	90	565	-53	5

POP WHITTEN PRO TOUR

2017-18 SEASON - STOP #11 @ WHITE OAK

Rank	Name	AVG	GM1	GM2	GM3	GM4	GM5	GM6	TOTAL	POA	BOY
PINS OVER AVERAGE:		POA	TOTAL								
31	JEDNORSKI, BRIAN	117	825								
32	BARRY, ROB	108	846								
33	NEBINGER, MICHELLE	102	756								
34	STADLER, TIM	101	863								
35	ADAMS, ADRIANNE	92	800								
36	HARTNER, MELISSA	88	802								
37	WILLEY, ASHLEE	87	747								
38	ANDERSON, DALTON	85	847								
39	ROWLEY, STEVE	80	872								
40	SNODDERLY, TONY	75	765								
41	DEFRANCESCO, TONY	74	830								
42	HARWOOD, CHRIS	69	843								
PINS OVER ALTERNATE:		POA	TOTAL								
43	OSWALD, KYLE	65	815								

POP WHITTEN PRO TOUR

2017-18 SEASON - STOP #11 @ WHITE OAK

DIVISION A		W-L	TP
	MATT ANASTASI	4-1	751 \$70
	BRUCE SMITH	3-2	722 WC
12	BRYAN GREEN	3-2	749 \$300
9	WAYNE LIPKA	2-3	674 \$270
6	COLTON GUE	2-3	752 \$240
3	JOHN BEUCHERT	1-4	724 \$210

DIVISION B		W-L	TP
	RANDY FARLOW	4-1	747 \$70
	JESSE DIETSCH	4-1	784 WC
12	MARK KLINGELHOFER	3-2	777 \$300
9	JOE RUTHVIN	3-2	846 \$270
6	JILL MANNS	1-4	690 \$240
3	SCOTT PHILLIPS	0-5	636 \$210

DIVISION C		W-L	TP
	DON DOVE	4-1	771 \$70
	BERNIE HIPKINS	3-2	714 WC
12	MATT BUCKINGHAM	3-2	682 \$300
9	ANTHONY ANASTASI	2-3	769 \$270
6	JASON SAGHY	2-3	719 \$240
3	DYLAN SANTOS	1-4	684 \$210

DIVISION D		W-L	TP
	MARK BERENDS	4-1	768 \$70
	CHUCK HICKS	3-2	747 WC
12	ROB HANLEY	3-2	737 \$300
9	NICK HARMEL	3-2	722 \$270
6	JEREMY RUTHVIN	1-4	711 \$240
3	DANNY BURDETTE	1-4	677 \$210

DIVISION E		W-L	TP
	PHIL DIX	4-1	753 \$70
	JOE SEARS	3-2	737 WC
12	ALEX BARNES	3-2	782 \$300
9	RICHE SCHMIDT	2-3	734 \$270
6	WALT BROOKS	2-3	694 \$240
3	BOB KING	1-4	676 \$210

DIVISION F		W-L	TP
	BRIAN JEDNORSKI	5-0	737 \$70
	STEVE ROWLEY	3-2	692 WC
12	TIM STADLER	3-2	670 \$300
9	DALTON ANDERSON	3-2	638 \$270
6	CHRIS HARWOOD	1-4	652 \$240
3	ADRIANNE ADAMS	0-5	506 \$210

DIVISION G		W-L	TP
	ROB BARRY	4-1	775 \$70
	TONY DEFRANCESCO	4-1	679 WC
12	MICHELLE NEBINGER	3-2	562 \$300
9	TONY SNODDERLY	2-3	591 \$270
6	MELISSA HARTNER	1-4	589 \$240
3	ASHLEE WILLEY	1-4	622 \$210

STRIKE BALL RESULTS	
All	MICHAEL WEAVER WIN
Half	
All	DON DOVE WIN
Half	
All	STEPHEN MAURER WIN
Half	

ALTERNATES	
SCR	JOHN BIEDERMAN
POA	KYLE OSWALD

BRACKET MATCHES			
ROUND 1			
8	JESSE DIETSCH	149	
9	TONY DEFRANCESCO	143	\$440

5	PHIL DIX	128	
12	BRUCE SMITH	127	\$440
4	MARK BERENDS	150	\$440
13	BERNIE HIPKINS	155	

3	DON DOVE	165	
14	STEVE ROWLEY	142	\$440
6	MATT ANASTASI	157	\$440
11	JOE SEARS	200	

7	RANDY FARLOW	117	\$440
10	CHUCK HICKS	159	

ROUND 2			
1	BRIAN JEDNORSKI	98	\$650
8	JESSE DIETSCH	191	

5	PHIL DIX	112	\$650
13	BERNIE HIPKINS	137	

3	DON DOVE	157	
11	JOE SEARS	135	\$650

2	ROB BARRY	123	\$650
10	CHUCK HICKS	125	

SEMI-FINALS			
8	JESSE DIETSCH	142	\$960
13	BERNIE HIPKINS	148	

3	DON DOVE	165	
10	CHUCK HICKS	121	\$960

FINALS			
13	BERNIE HIPKINS	142	\$1,650
3	DON DOVE	169	\$3,000

POA ALTERNATE ROLL-OFF			

SCRATCH ALTERNATE ROLL-OFF			

FREE ENTRY WINNERS	
MIKE BERTOLDI	BOB KING
TONY SNODDERLY	
TONY DEFRANCESCO	
TIM STADLER	BILL SOUKUP
HOWARD GRANGER	
ANTHONY ANASTASI	

200 GAMES	
ROB HANLEY	223
EDDIE DIX	204
WAYNE LIPKA	204
BOB SUBOCK	203
JOHN BEUCHERT	201
JOEY SEARS	200

42 QUALIFIERS

TOP 2 from each Division make the Bracket

(6) Division Winners Seeded 1-6, (6) Division 2nd Place Seeded 7-12

	DIVISION WINNER	W-L	TP
DIV A	MATT ANASTASI	4-1	751
DIV B	RANDY FARLOW	4-1	747
DIV C	DON DOVE	4-1	771
DIV D	MARK BERENDS	4-1	768
DIV E	PHIL DIX	4-1	753
DIV F	BRIAN JEDNORSKI	5-0	737
DIV G	ROB BARRY	4-1	775

	DIVISION 2ND PLACE	W-L	TP
	BRUCE SMITH	3-2	722
	JESSE DIETSCH	4-1	784
	BERNIE HIPKINS	3-2	714
	CHUCK HICKS	3-2	747
	JOE SEARS	3-2	737
	STEVE ROWLEY	3-2	692
	TONY DEFRANCESCO	4-1	679

